

National Weekly Wool Market Report

Season: 2012/2013

Sale Date: 4&5September 2012



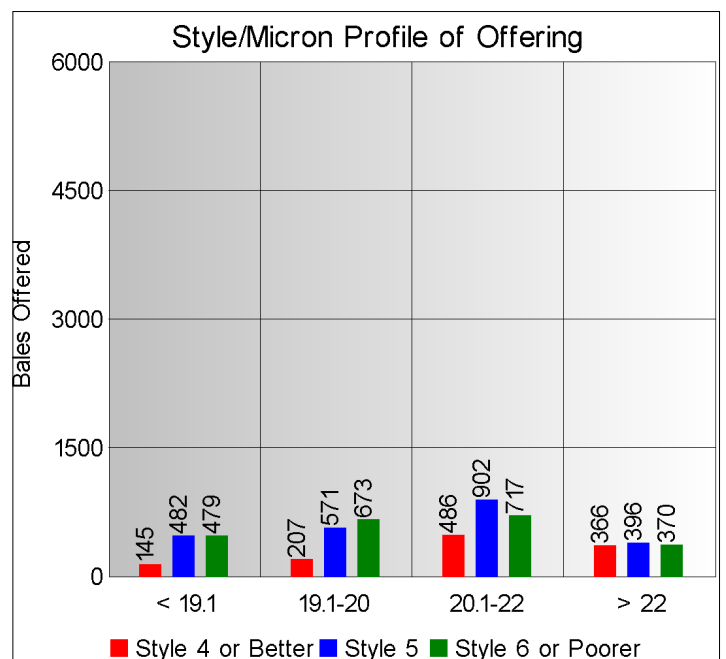
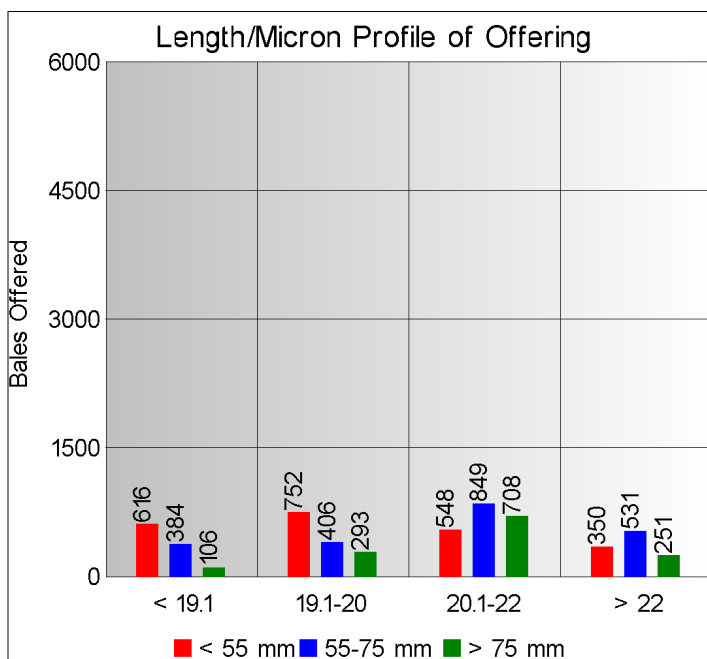
Tel: 27-41-4844301
 Fax: 27-41-4846792
 E-mail: stats@capewools.co.za
 Website: www.capewools.co.za

Market Indicators				Buyers			
Indicator Unit	Current Sale	Last Sale	Change	Company	Bales Purchased This Week	% of Purchases	Total Bales Purchased This Season
SA c/kg	8626	8841	-2.4%	Standard Wool SA	2358	40.7%	9740
Ave. to date (12/13)	8735	8789	-0.6%	G Modiano SA	983	17.0%	4172
Ave. to date (11/12)	9382			Lempriere SA	868	15.0%	3672
US c/kg	1025	1056	-2.9%	Stucken & Co	779	13.4%	3311
Euro c/kg	819	841	-2.7%	Segard Masurel SA	442	7.6%	1890
AWEX EMI	927	943	-1.7%	Chargeurs Wool SA	94	1.6%	188
				New England Wool SA	11	0.2%	448
				Mohair & Wool Trader			
				Infinite Wool SA			344

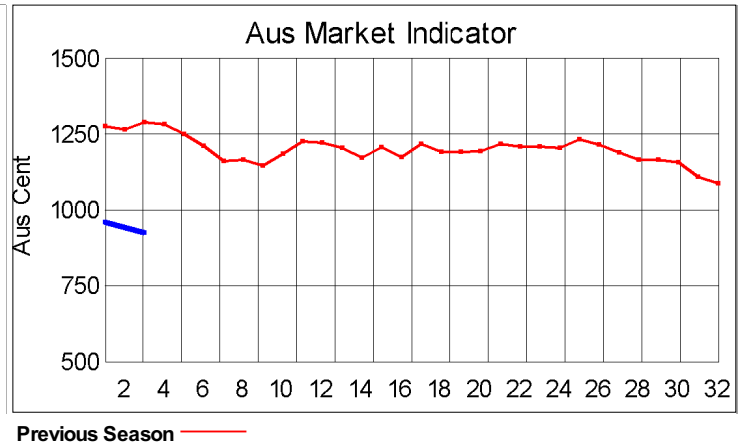
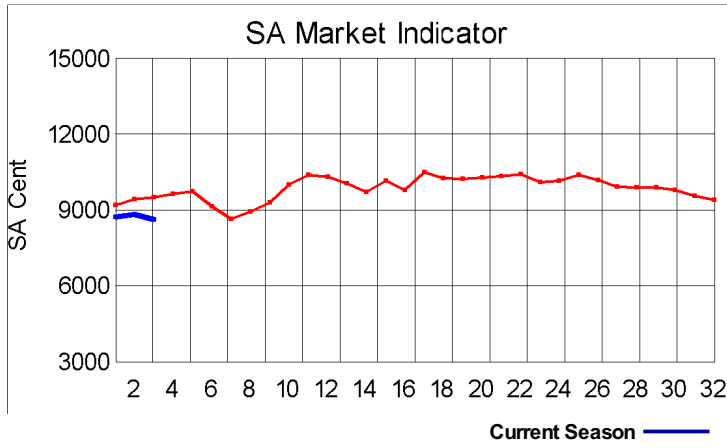
Exchange Rates			
Currency Unit	This Week	Previous Week	% Change
R/USD	8.4132	8.3707	-0.5%
R/Euro	10.5337	10.5065	-0.3%
R/AUD	8.5657	8.6753	1.3%
USD/AUD	1.0185	1.0362	1.7%

Analysis of Offerings by Broker This Week (Bales)								
Broker	Merino Fleeces	Merino Bellies	Merino Lambs	Merino Backs	Merino Locks	* Other	Total	% Sold
BKB	1554	243	335	160	287	387	2966	97.4%
CMW	674	78	227	80	57	233	1349	98.7%
MAS	370	37	100	25	67	368	967	83.3%
SBL	194	33	34	13	45	35	354	99.4%
VLW	97	9	13	2	17	20	158	100.0%
Total	2889	400	709	280	473	1043	5794	95.5%

* Crossbred types, Coarse and Coloured and Inferior



Receipts 2012/2013 Season			
Season to Date (Kg.)	5,619,293.4	Previous Season to Date	5,632,232.6
		Percentage Change:	-0.23%



Average Fleece Wool Prices (c/kg. clean)

Spinners and Good Topmaking Styles (AWEX Types MF4 and MF5)

Micron	100+mm	90mm	80mm	70mm	60mm	50mm	40mm	30mm	20mm	10mm
18.0										
18.5				9371			7812			
19.0			9402	9252	8808	8287	8144			
19.5	9089	9100	9092	9106	8838	8283	7242			
20.0		9067	9044	8993	8708	8055				
20.5			8998	8991	8489	7799	7209			
21.0		9041	9036	8968		7721				
21.5			8992	8852						
22.0			8893	8866	8578					
22.5			8822	8755						
23.0										
23.5				8299						
24.0				7689						

* Based on a minimum of 3 lots sold per category

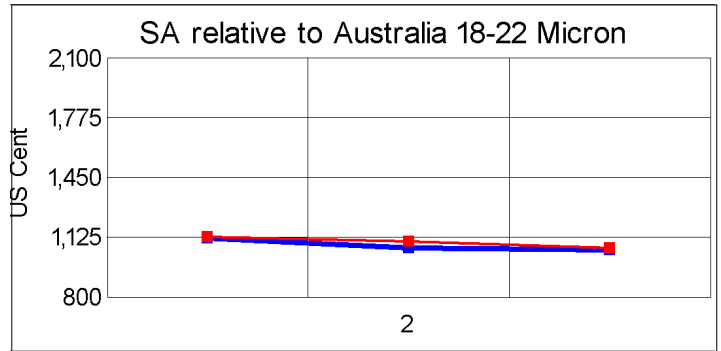
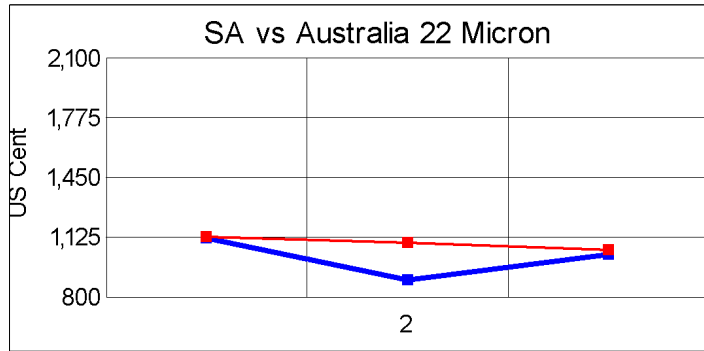
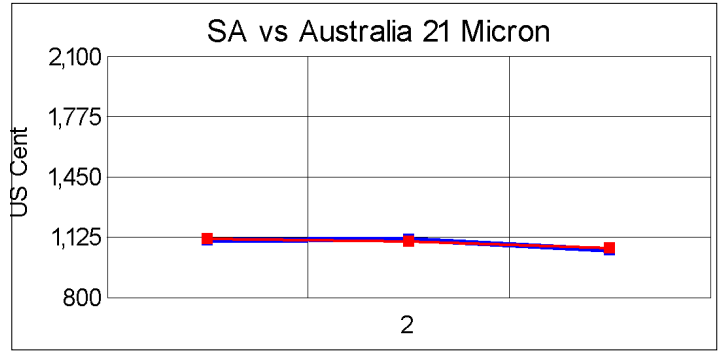
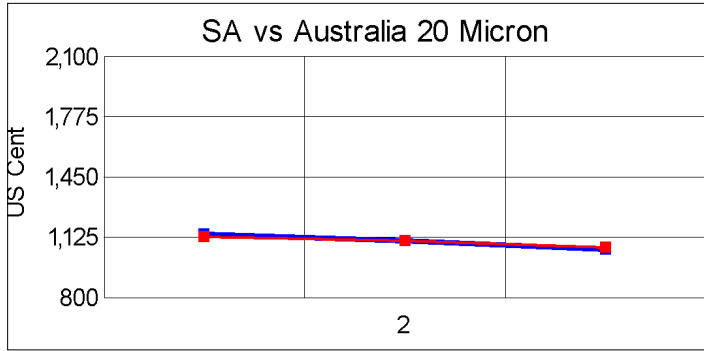
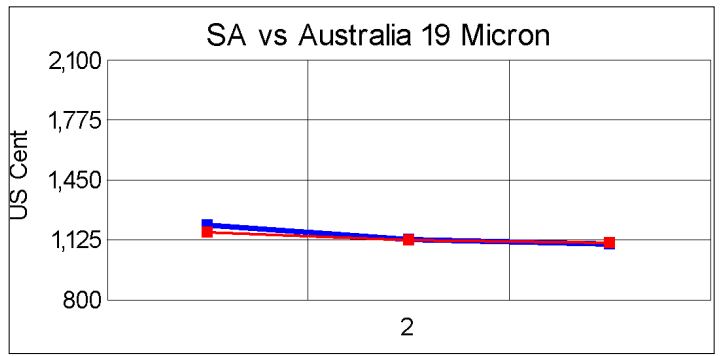
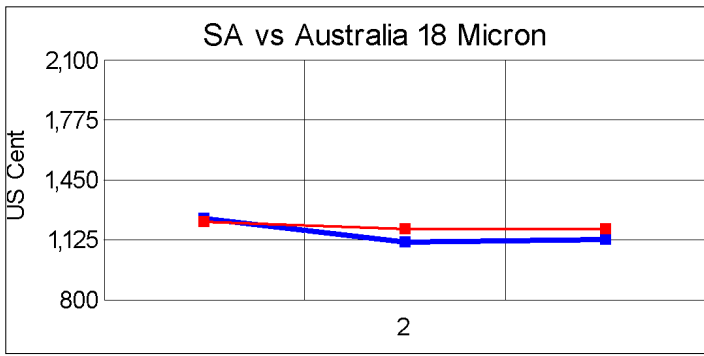
Average Topmaking Styles (AWEX MF6)

Micron	100+mm	90mm	80mm	70mm	60mm	50mm	40mm	30mm	20mm	10mm
18.0										
18.5										
19.0										
19.5										
20.0										
20.5				8862	8812					
21.0			8946							
21.5										
22.0			8817							
22.5										
23.0										
23.5										
24.0										

* Based on a minimum of 3 lots sold per category

Other Selected Types/Qualities

	Long			Medium		
	19μ	20μ	21μ	19μ	20μ	21μ
Good Quality						
Lambswool	9395	8768	8500	8445	6779	7407
Bellies	9011	8008		8292	7452	7227
Locks	5917			6244	6024	6083
Average Quality						
Lambswool	8949	8731		7577	7149	5599
Bellies	7897	7646		7516	7428	7635
Locks				6544	5628	5487
Inferior Quality						
Fleecewool	8612	8160	8148		7911	
Lambswool				7450		
Bellies				7419	7234	6703
Locks		3769		4690	5055	4508



— SA in USc
— Aus in USc

— SA in USc
— Aus in USc

Market Commentary

GLOBAL ECONOMIC CONCERNS AFFECT WOOL MARKET

Port Elizabeth: Prices declined at this week's sale on the back of ongoing concerns about the global economy and the slow-down in economic activity in China. The Cape Wools Merino indicator shed 2,4% compared with last week to close the day at R86,26/kg (clean).

The state of the global economy is negatively affecting the Chinese textile industry, which re-exports about 60% of the wool imported in some or another processed form.

The local market also followed Australia where the indicator was down for a fifth week in a row.

The rand, at R8,41 against the US dollar, was fairly unchanged compared with the average rate last week and was down a marginal 0,5%, while it was 0,3% weaker against the euro at R10,53.

It was a fairly small sale with 5 794 bales on offer of which 96% was sold. Major buyers were Standard Wool SA (2 357 bales), Modiano SA (983 bales), Lempriere SA (868 bales) and Stucken & Co (779 bales).

Prices varied across the micron categories with 18 microns slightly dearer. The broader types declined the most.

The average clean prices for the different categories good top-making (MF5), long fleeces were as follows: 18 microns were up 0,6% at R99,96/kg, 18,5 microns shed 0,7% to R94,73/kg, 19 microns dropped 0,7% to R93,66/kg, 19,5 microns declined by 2,4% to R91,22/kg, 20 microns were 2,5% cheaper to close at R90,39/kg, 20,5 microns were down 2,7% at R90,00/kg, 21 microns fell by 2,6% to R89,87/kg, 21,5 microns were 2,4% cheaper at R89,61/kg and 22 microns shed 3% to close at R89,10/kg.

Approximately 5 000 bales will be offered at next week's sale.