

National Weekly Wool Market Report

Season: 2012/2013

Sale Date: 14 & 15 August 2012



Tel: 27-41-4844301
 Fax: 27-41-4846792
 E-mail: stats@capewools.co.za
 Website: www.capewools.co.za

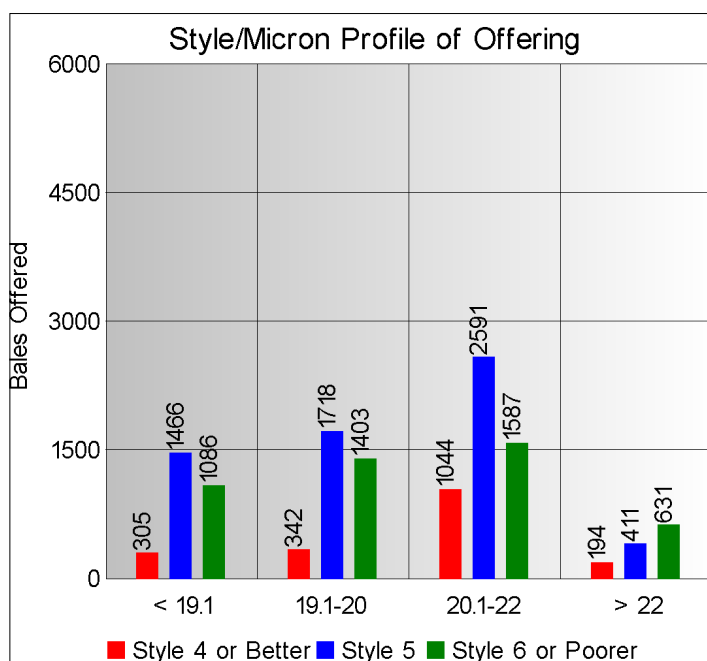
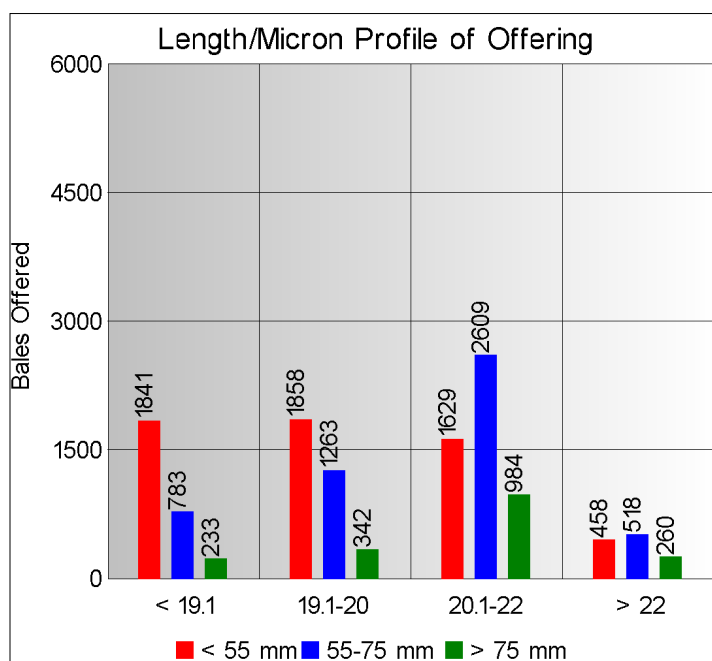
Market Indicators				Buyers			
Indicator Unit	Current Sale	Last Sale	Change	Company	Bales Purchased This Week	% of Purchases	Total Bales Purchased This Season
SA c/kg	8737	9411	-7.2%	Standard Wool SA	3842	30.1%	3842
Ave. to date (12/13)	8737	9868	-11.5%	Lempriere SA	2133	16.7%	2133
Ave. to date (11/12)	9202			G Modiano SA	2109	16.5%	2109
US c/kg	1072	1126	-4.8%	Stucken & Co	1520	11.9%	1520
Euro c/kg	871	901	-3.3%	Segard Masurel SA	1196	9.4%	1196
AWEX EMI	961	1090	-11.8%	Infinite Wool SA	251	2.0%	251
				New England Wool SA	242	1.9%	242
				Mohair & Wool Trader			
				Chargeurs Wool SA			

Exchange Rates			
Currency Unit	This Week	Previous Week	% Change
R/USD	8.1486	8.3597	2.5%
R/Euro	10.0319	10.4486	4.0%
R/AUD	8.5309	8.2339	-3.6%
USD/AUD	1.0471	0.9853	-6.3%

Analysis of Offerings by Broker This Week (Bales)

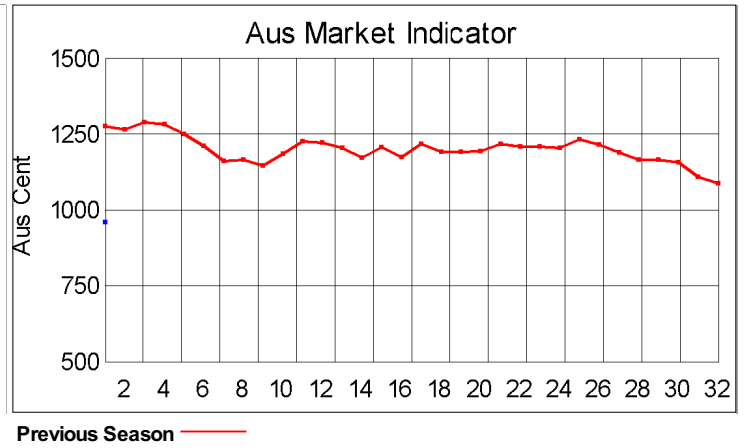
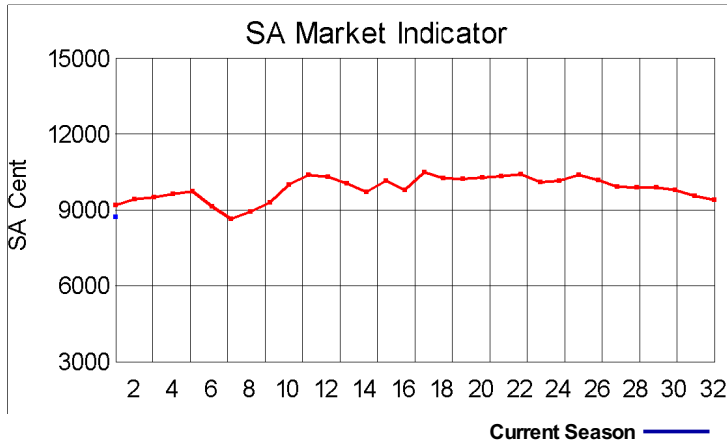
Broker	Merino Fleeces	Merino Bellies	Merino Lambs	Merino Backs	Merino Locks	* Other	Total	% Sold
BKB	3388	507	859	205	557	973	6489	81.1%
CMW	1992	342	605	278	355	518	4090	94.1%
JLW	50	7	9	9	6	10	91	100.0%
MAS	588	60	273	35	69	154	1179	99.2%
SBL	264	51	85	22	76	65	563	99.6%
VLW	150	24	84	26	28	54	366	99.2%
Total	6432	991	1915	575	1091	1774	12778	88.4%

* Crossbred types, Coarse and Coloured and Inferior



Receipts 2012/2013 Season

Season to Date (Kg.) 2,364,869.3 Previous Season to Date 2,765,010.8 Percentage Change: -14.47%



Average Fleece Wool Prices (c/kg. clean)

Spinners and Good Topmaking Styles (AWEX Types MF4 and MF5)

Micron	100+mm	90mm	80mm	70mm	60mm	50mm	40mm	30mm	20mm	10mm
18.0				10039	9870	8674				
18.5			9756	9737	9613	8087	7766			
19.0			9658	9438	9310	8277	7672	4996		
19.5			9427	9177	8973	8237	7348			
20.0			9309	9141	8802	7766	7162	5569		
20.5		9238	9230	9016	8853	7663	6949			
21.0			9203	9029	8712	7927				
21.5			9199	8881	8625	7459		6290		
22.0			9258	9017	8160					
22.5			9203	9055	8161					
23.0			9023	9028						
23.5										
24.0										

* Based on a minimum of 3 lots sold per category

Average Topmaking Styles (AWEX MF6)

Micron	100+mm	90mm	80mm	70mm	60mm	50mm	40mm	30mm	20mm	10mm
18.0										
18.5										
19.0						7840				
19.5					8893					
20.0				9161	8771	7544				
20.5				9032		7700				
21.0					8355	7008				
21.5					8499					
22.0						6204				
22.5										
23.0										
23.5										
24.0										





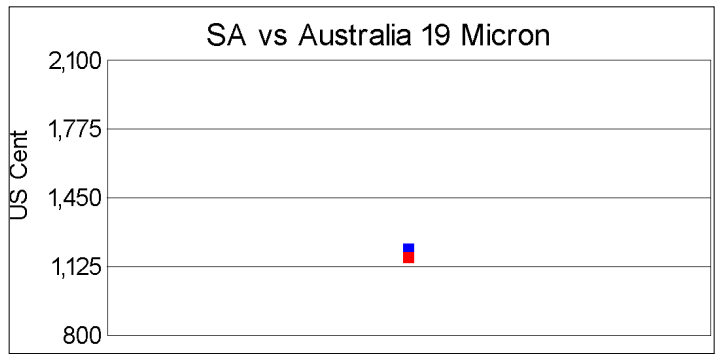

* Based on a minimum of 3 lots sold per category

Other Selected Types/Qualities

Long

Medium

	19μ	20μ	21μ	19μ	20μ	21μ
Good Quality						
Lambswool	9387	8940	8862	7766	7585	6348
Bellies		8871	8740	7923	7380	6759
Locks				5832	5493	5224
Average Quality						
Lambswool	9184	7748	7799	7079	7067	4791
Bellies	7817	7813	7926	7361	6977	5575
Locks				5827	5250	
Inferior Quality						
Fleecewool	8399	8368	8034	7386	7579	
Lambswool	8377	7784				
Bellies	6537	7752		6911	6621	5906
Locks				4658	4340	4383



— SA in USc
— Aus in USc

— SA in USc
— Aus in USc

Market Commentary

NEW WOOL SEASON OPENS ON DISAPPOINTING NOTE

Port Elizabeth: The first sale of the new wool-selling season opened on a disappointing note when wool prices dropped and the Cape Wools Merino indicator shed 7,2% compared with the closing sale of the previous season to close at R87,37/kg (clean).

This decline was in line with the Australian market which also saw prices declining considerably amid uncertainty and difficult demand conditions caused by the euro-zone crisis and forecasts of weaker global economic growth.

In addition, the rand was 2,5% stronger against the US dollar compared with the average rate at the previous sale, while it had gained 4% against the euro.

It was a fairly large sale with 12 778 bales on offer. A low clearance rate of 88% was achieved as many producers chose to withdraw their wool. Major buyers were Standard Wool SA (3 842 bales), Lempriere SA (2 133 bales), Modiano SA (2 109 bales), Stucken & Co (1 520 bales) and Segard Masurel (1 196 bales).

The average clean prices for the different categories good top-making (MF5), long fleeces were as follows: 18 microns were down 7,4% at R97,15/kg, 18,5 microns shed 19,6% to R97,15/kg, 19 microns dropped 10,3% to R95,15/kg, 19,5 microns weakened by 8,9% to R93,61/kg, 20 microns shed 8,2% to close at R92,16/kg, 20,5 microns were down 8,5% at R91,92/kg, 21 microns dropped 7,9% to R91,30/kg, 21,5 microns were 8,9% cheaper at R92,09/kg and 22 microns were down 8,6% to close at R92,17/kg.

No sale has been scheduled for next week. Sales will resume on 29 August.