

# National Weekly Wool Market Report

Season: 2012/2013

Sale Date: 29 August 2012



Tel: 27-41-4844301  
 Fax: 27-41-4846792  
 E-mail: stats@capewools.co.za  
 Website: www.capewools.co.za

Market Indicators				Buyers			
Indicator Unit	Current Sale	Last Sale	Change	Company	Bales Purchased This Week	% of Purchases	Total Bales Purchased This Season
SA c/kg	8841	8737	1.2%	Standard Wool SA	3414	44.4%	7382
Ave. to date (12/13)	8789	8737	0.6%	Lempriere SA	1495	19.4%	2804
Ave. to date (11/12)	9317			Stucken & Co	1012	13.2%	2532
US c/kg	1056	1072	-1.5%	G Modiano SA	967	12.6%	3189
Euro c/kg	841	871	-3.4%	Segard Masurel SA	252	3.3%	1448
AWEX EMI	943	961	-1.9%	New England Wool SA	202	2.6%	437
				Chargeurs Wool SA	94	1.2%	94
				Infinite Wool SA	88	1.1%	344
				Mohair & Wool Trader			

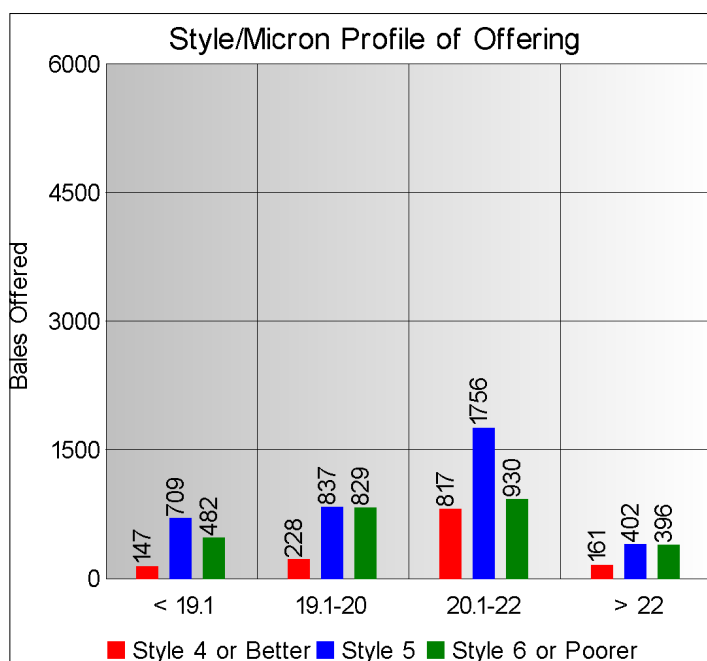
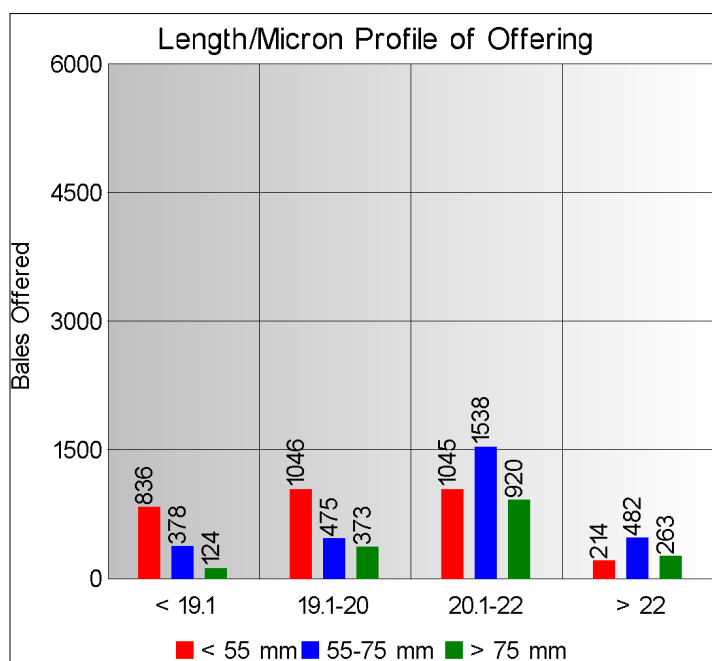
  

Exchange Rates			
Currency Unit	This Week	Previous Week	% Change
R/USD	8.3707	8.1486	-2.7%
R/Euro	10.5065	10.0319	-4.7%
R/AUD	8.6753	8.5309	-1.7%
USD/AUD	1.0362	1.0471	1.0%

## Analysis of Offerings by Broker This Week (Bales)

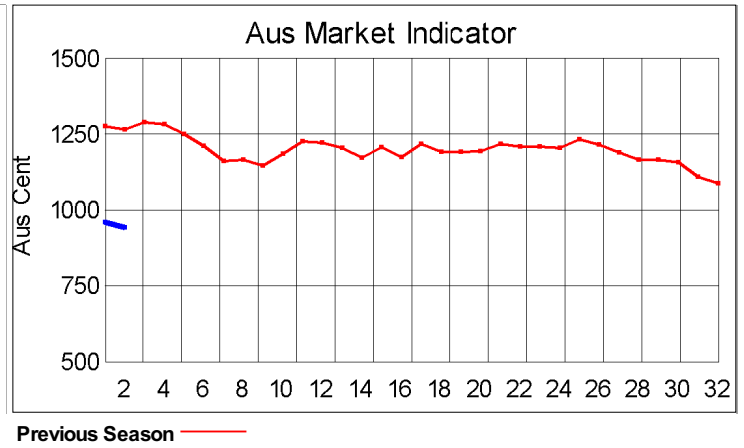
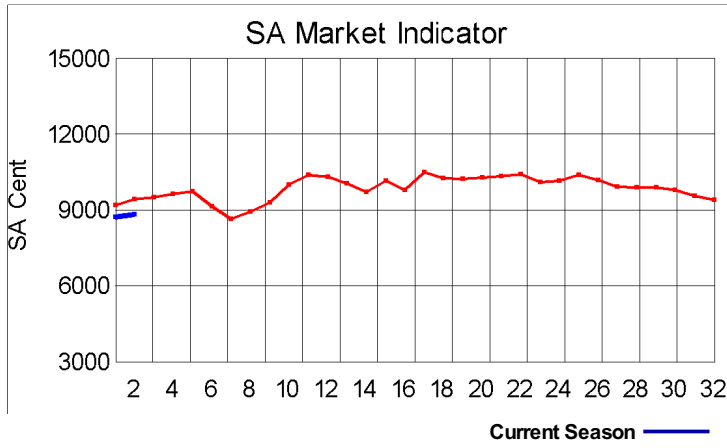
Broker	Merino Fleeces	Merino Bellies	Merino Lambs	Merino Backs	Merino Locks	* Other	Total	% Sold
BKB	3034	387	623	182	389	862	5477	97.8%
CMW	1198	171	331	149	162	206	2217	97.8%
MAS	0	0	0	0	0	0	0	
SBL	0	0	0	0	0	0	0	
VLW	0	0	0	0	0	0	0	
<b>Total</b>	<b>4232</b>	<b>558</b>	<b>954</b>	<b>331</b>	<b>551</b>	<b>1068</b>	<b>7694</b>	<b>97.8%</b>

\* Crossbred types, Coarse and Coloured and Inferior



## Receipts 2012/2013 Season

Season to Date (Kg.) 4,546,587.2      Previous Season to Date 4,709,331.4      Percentage Change: -3.46%



**Average Fleece Wool Prices (c/kg. clean)**

**Spinners and Good Topmaking Styles (AWEX Types MF4 and MF5)**

Micron	100+mm	90mm	80mm	70mm	60mm	50mm	40mm	30mm	20mm	10mm
18.0										
18.5			9638			8380				
19.0			9485	9497	9139	8062	7613			
19.5		9363	9389	9286	8881	7991	7416			
20.0		9273	9274	9218	8991	7938	7285			
20.5		9299	9253	9151	8922	7920	6519			
21.0		9245	9250	9122	8762	7893				
21.5		9197	9166	9121	8935	7368				
22.0		9144	9168	9064	8483					
22.5		9026	9173	9001	8207					
23.0			9081	8977	8281					
23.5				8802						
24.0			8367							

\* Based on a minimum of 3 lots sold per category

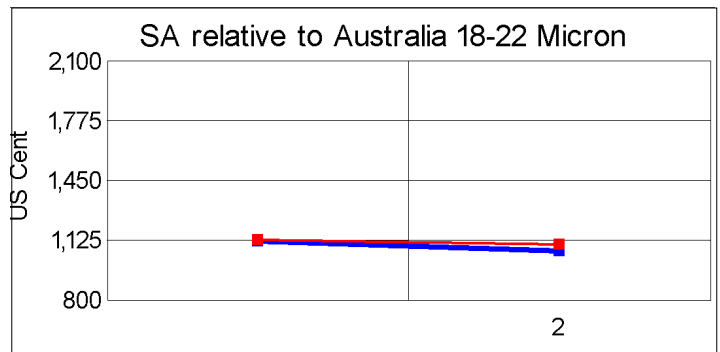
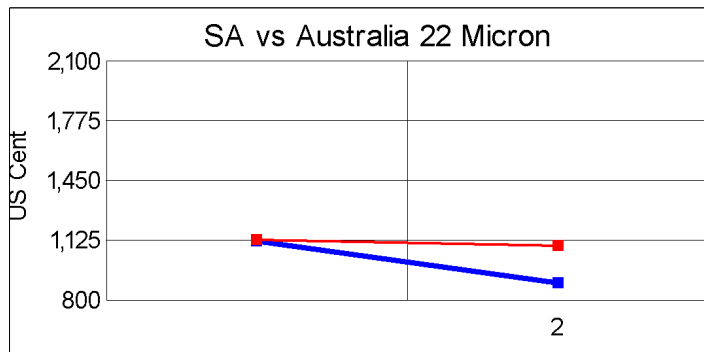
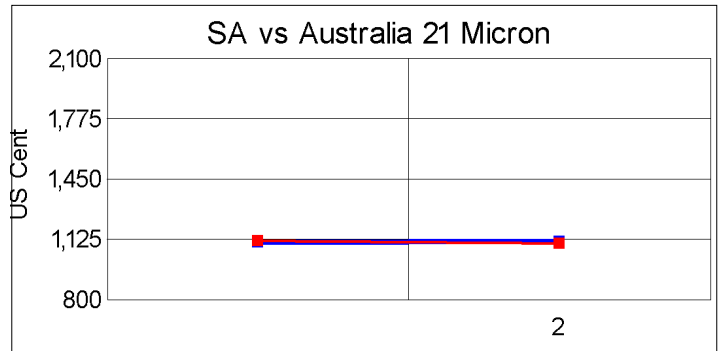
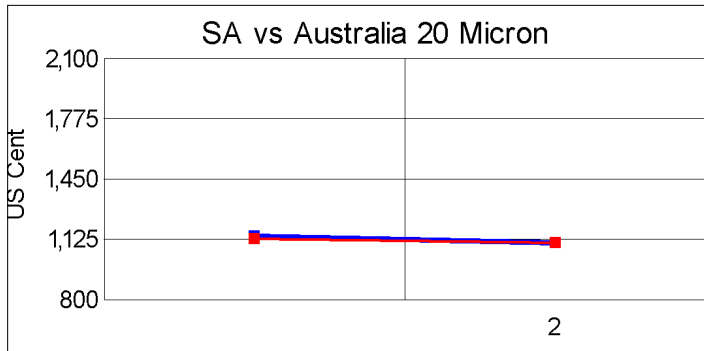
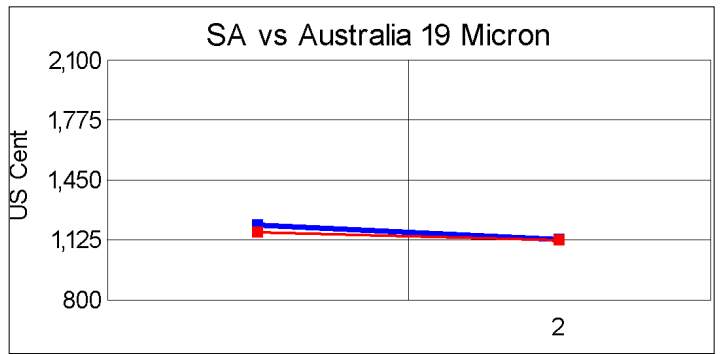
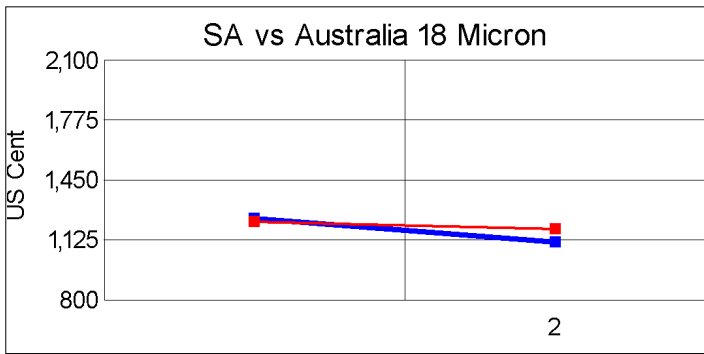
**Average Topmaking Styles (AWEX MF6)**

Micron	100+mm	90mm	80mm	70mm	60mm	50mm	40mm	30mm	20mm	10mm
18.0										
18.5										
19.0										
19.5						8856				
20.0						8952	7848			
20.5			9013	9121						
21.0				9127		7790				
21.5				9090						
22.0										
22.5										
23.0										
23.5										
24.0										

\* Based on a minimum of 3 lots sold per category

**Other Selected Types/Qualities**

	Long			Medium		
	19μ	20μ	21μ	19μ	20μ	21μ
<b>Good Quality</b>						
Lambswool	9360	9247	9014	8007	7848	6505
Bellies		8118	8709	8028	7558	7608
Locks	7869			6363	5717	5272
<b>Average Quality</b>						
Lambswool	8557	9235	6352	7337	6717	6336
Bellies	8392	8380	8877	7614	7448	6662
Locks		5138		6407	5767	5617
<b>Inferior Quality</b>						
Fleecewool	7911	8173	8707	6693	7762	6530
Lambswool				8087		
Bellies	8397	7696		6705	7176	6585
Locks				4370	4423	



— SA in USc  
— Aus in USc

— SA in USc  
— Aus in USc

### Market Commentary

#### WOOL PRICES SLIGHTLY HIGHER AT SECOND SALE

**Port Elizabeth:** Stronger demand and a weaker currency contributed to the slightly higher prices fetched for some types at the second sale of the season, which saw the Cape Wools M erino indicator gaining 1,2% to close at R88,41/kg (clean).

Quality, long fleeces in particular were in good demand. Prices for fine wools, however, remained under pressure.

The rand had depreciated by 2,7% against the US dollar compared with the average rate at the previous sale, trading at R8,38, while it was 4,7% weaker against the euro at R10,51.

A total of 7 694 bales were offered of which 98%, which was considerably higher than the 88% achieved at the previous sale. Major buyers were Standard Wool SA (3 414 bales), L empriere SA (1 495 bales), Stucken & Co (1 012 bales) and Modiano SA (967 bales).

The average clean prices for the different categories good top -making (MF5), long fleeces were as follows: 18 microns were down 0,6% at R99,36/kg, 18,5 microns shed 1,8% to R95,36/kg, 19 microns dropped 0,9% to R94,28/kg, 19,5 microns were down by a marginal 0,2% to R93,45/kg, 20 microns gained 0,6% to close at R92,75/kg, 20,5 microns were up 0,6% at R92,47/kg, 21 microns rose 1,1% to R92,31/kg, 21,5 microns were a slight 0,3% cheaper at R91,80/kg and 22 microns were down 0,4% to close at R91,81/kg.

Approximately 8 000 bales will be offered at next week's sale.