

National Weekly Wool Market Report

Season: 2014/2015

Sale Date: 29 April 2015



CAPE WOOLS SA

Tel: 27-41-4844301

Fax: 27-41-4846792

E-mail: stats@capewools.co.za

Website: www.capewools.co.za

SA Merino Indicator				Buyers			
Indicator Unit	Current Sale	Last Sale	Change	Company	Bales Purchased This Week	% of Purchases	Total Bales Purchased This Season
# SA c/kg	12168	11555	5.3%	G Modiano SA	2546	28.2%	53910
Ave. to date (14/15)	11235	11202	0.3%	Standard Wool SA	2438	27.0%	75369
Ave. to date (13/14)	11382			Lempriere SA	1803	20.0%	83517
US c/kg	1027	958	7.3%	Stucken & Co	1080	12.0%	37709
Euro c/kg	934	890	5.0%	Segard Masurel SA	701	7.8%	15792
AWEX EMI	1155	1147	0.7%	H Dawson Sons & Co	198	2.2%	7297
				New England Wool SA	20	0.2%	2777
				CMW Operations			6158
				Chargeurs Wool SA			2286

Exchange Rates			
Currency Unit	This Week	Previous Week	% Change
R/USD	11.8435	12.0677	1.9%
R/Euro	13.0264	12.9837	-0.3%
R/AUD	9.4695	9.4042	-0.7%
USD/AUD	0.7996	0.7795	-2.6%

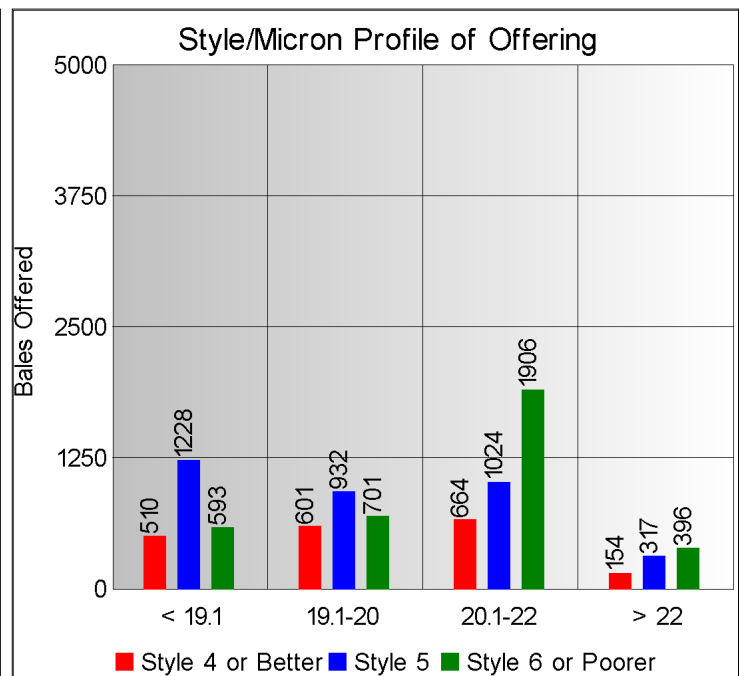
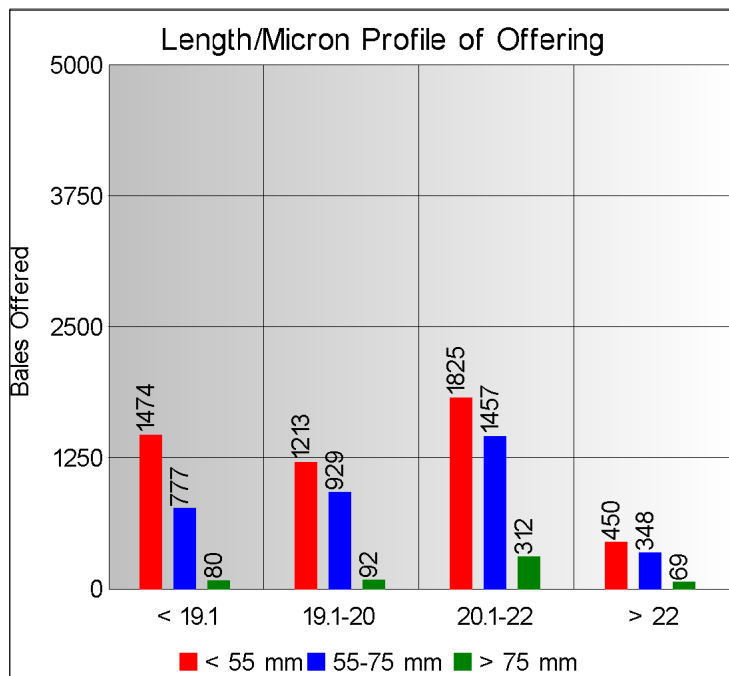
Analysis of Offerings by Broker This Week (Bales)

Broker	Merino Fleeces	Merino Bellies	Merino Lambs	Merino Backs	Merino Locks	* Other	Total	% Sold
BKB	3566	579	501	20	467	686	5819	98.6%
CMW	1009	408	188	111	28	120	1864	96.4%
JLW	26	9	19	4	10	28	96	99.0%
MAS	251	45	79	25	60	532	992	95.7%
SBL	102	12	47	3	11	9	184	75.5%
VLW	43	11	1	6	4	6	71	100.0%
Total	4997	1064	835	169	580	1381	9026	97.3%

SA Merino Indicator includes Merino types comparable to international indicators.

* crossbred, coarse and coloured, inferior

Cape Wools All Wool Indicator, includes all white wool sold at auction.



Receipts 2014/2015 Season

Season to Date (Kg.)

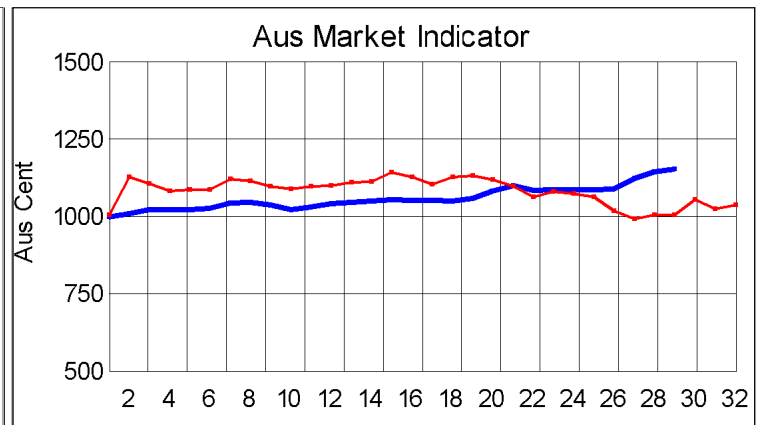
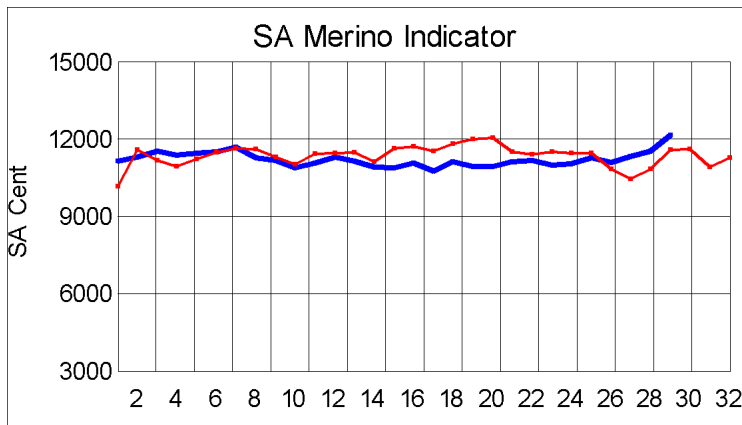
46,256,221.5

Previous Season to Date

47,302,268.3

Percentage Change:

-2.21%



Current Season — Previous Season —

Average Fleece Wool Prices (c/kg. clean)
Spinners and Good Topmaking Styles (AWEX Types MF4 and MF5)

Micron	100+mm	90mm	80mm	70mm	60mm	50mm	40mm	30mm	20mm	10mm
18.0			13049	12775	12750	12177	12050			
18.5				12841	12443	12204	11977			
19.0			12687	12596	12191	12072	11949			
19.5			12402	12390	12051	11936	11879			
20.0			12529	12300	11827	11764	11540			
20.5			10938	12249	11636	11583	11269			
21.0				12093	11611	11366	10895			
21.5					11524	11021	10682			
22.0					11045	10818				
22.5										
23.0					11081					
23.5										
24.0										

* Based on a minimum of 3 lots sold per category

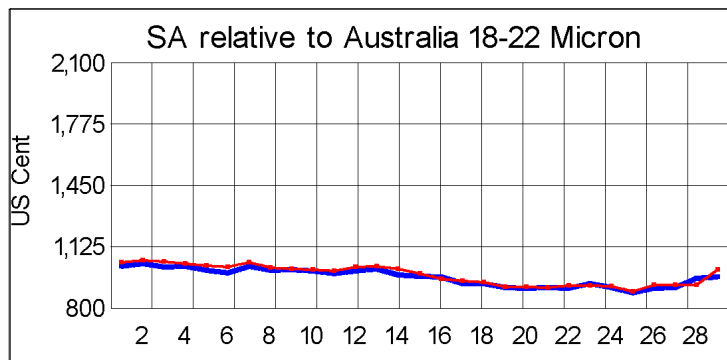
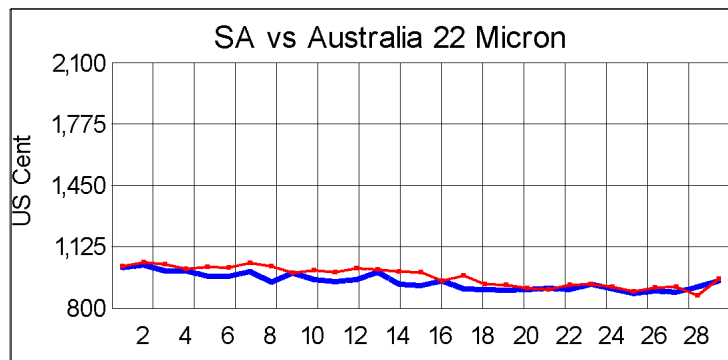
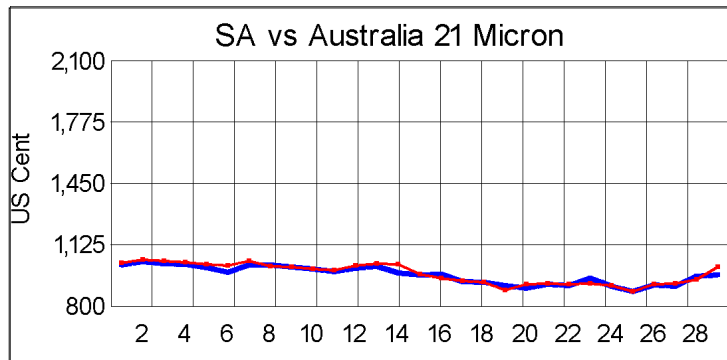
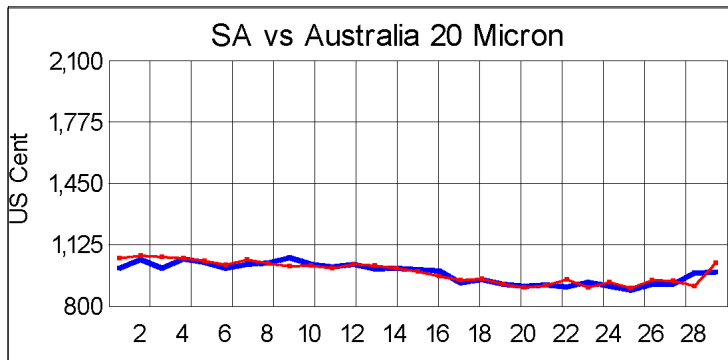
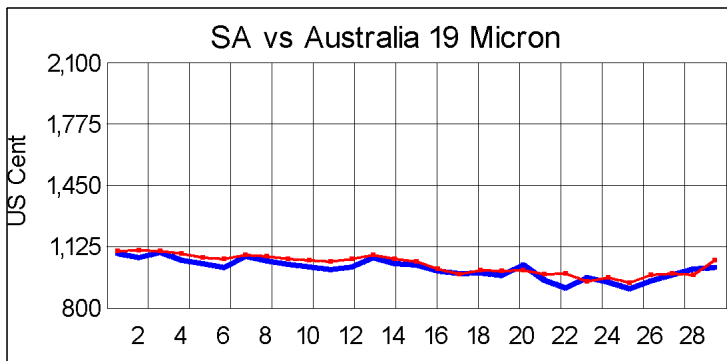
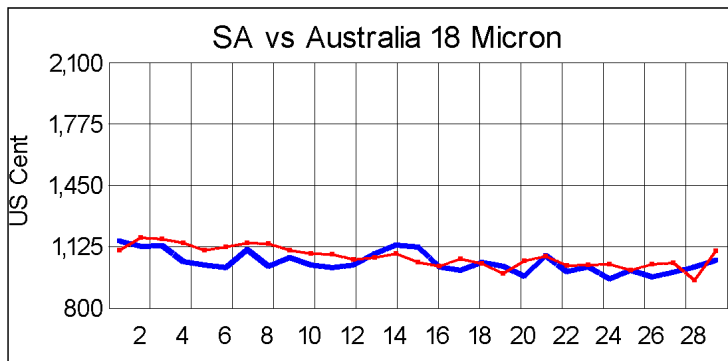
Average Topmaking Styles (AWEX MF6)

Micron	100+mm	90mm	80mm	70mm	60mm	50mm	40mm	30mm	20mm	10mm
18.0										
18.5										
19.0										
19.5						12037		11077		
20.0										
20.5				11626		11500	10932			
21.0					11313		11282			
21.5										
22.0										
22.5										
23.0										
23.5										
24.0										

* Based on a minimum of 3 lots sold per category

Other Selected Types/Qualities

	Long			Medium		
	19μ	20μ	21μ	19μ	20μ	21μ
Good Quality						
Lambswool	12688	12175		12219	11515	11310
Bellies	11361			11468	11430	
Locks				10588	10893	10329
Average Quality						
Lambswool	12457	12303		11056	11446	
Bellies	11453	11374	11451	10815	10573	10165
Locks				10243	4375	4715
Inferior Quality						
Fleecewool	11953	11229	11280	12072	11527	
Lambswool				12200		
Bellies		8096		10465	10596	10051
Locks				8659	7966	7392



— SA in USc
— Aus in USc

— SA in USc
— Aus in USc

Market Commentary

WOOL MARKET INCREASES

Port Elizabeth - The wool market performed very well at this week's sale and the Cape Wools Merino indicator gained 5,3% to close at R121,68/kg (clean). This is 9,0% higher compared to the opening sale of this season and 4,8% higher compared to the corresponding sale of the previous season. On the Australian market, the indicator increased with 0,7%. The Cape Wools All-Wool Indicator gained 3,7%.

The market increased substantially also when measured in US Dollars. Strong demand from China and the approaching close of the season drove this market increase. Traders commented that a large percentage of the offering consisted of medium and short wool with little good quality long Merino wool on offer.

The Rand on the day traded 1,9% stronger at R11,84 against the US dollar, compared with last week's average rate, and weakened 0,3% against the Euro at R13,03. The offering comprised of 9 026 bales of which 97% was sold. Major traders were G Modiano SA (2 546), Standard Wool SA (2 438), Lempriere SA (1 803) and Stucke n & Co (1 080).

The weekly price monitor sample, limited to AWEX type MF5, 70 -80mm, VM<=2% wool only, experienced an average price movement as follows: 18 microns were up by 4,9% to close at R130,88/kg, 18,5 microns strengthened by 6,4% to R130,88/kg, 19 microns gained 5,5% to close at R124,65/kg, 19,5 microns rose with 5,2% to close at R124,26/kg, 20 microns gained 7,1% to close at R122,63/kg, 20,5 microns increased with 4,5% to close at R119,42/kg, 21 microns gained 6,5% to close at R120,55/kg, 21,5 microns strengthened by 6,1% to R117,36/kg and 22 microns rose with 4,2% to close at R116,19/kg.

The next sale is scheduled for 13 May.