

National Weekly Wool Market Report

Season: 2014/2015

Sale Date: 2&3 December 2014



CAPE WOOLS SA

Tel: 27-41-4844301

Fax: 27-41-4846792

E-mail: stats@capewools.co.za

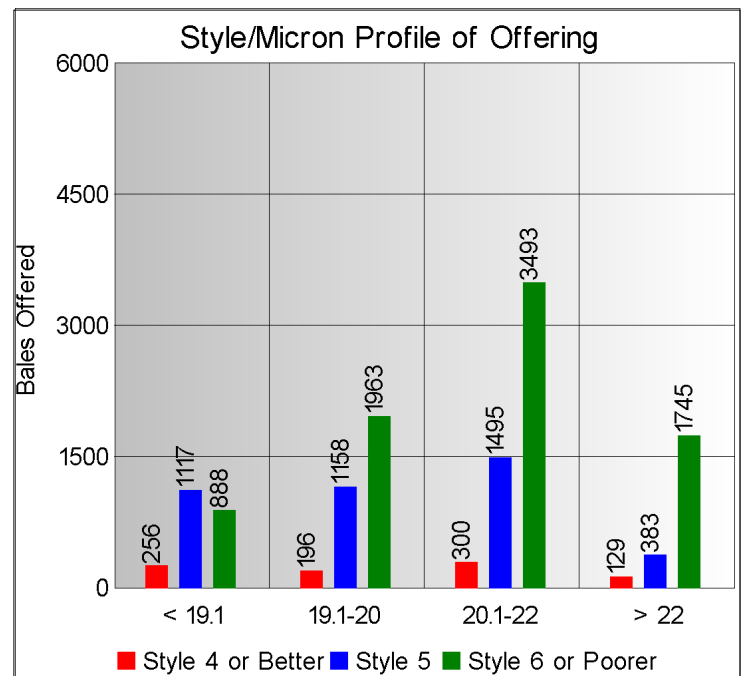
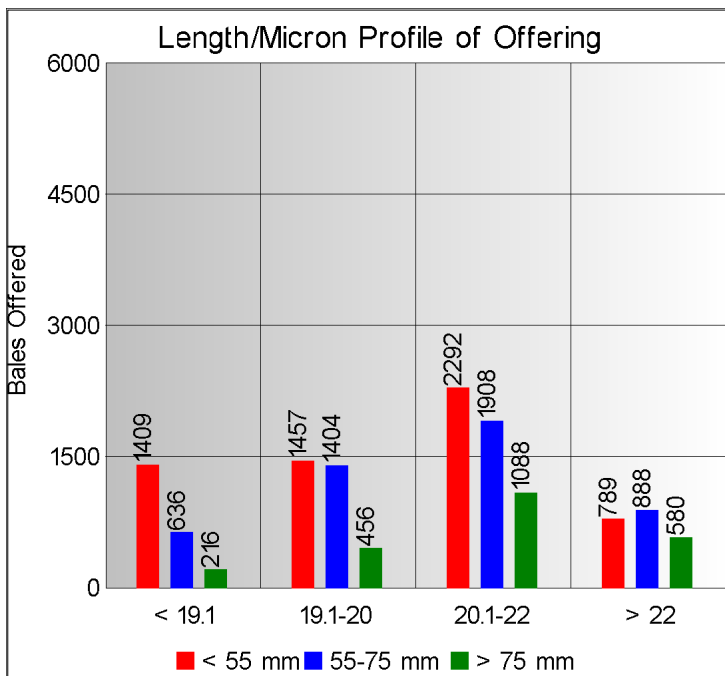
Website: www.capewools.co.za

Market Indicators				Buyers			
Indicator Unit	Current Sale	Last Sale	Change	Company	Bales Purchased This Week	% of Purchases	Total Bales Purchased This Season
SA c/kg	10920	10948	-0.3%	Lempriere SA	4203	32.0%	38633
Ave. to date (14/15)	11266	11291	-0.2%	Standard Wool SA	3067	23.4%	42465
Ave. to date (13/14)	11307			G Modiano SA	2571	19.6%	25307
US c/kg	981	1000	-1.9%	Stucken & Co	2031	15.5%	18907
Euro c/kg	791	800	-1.1%	H Dawson Sons & Co	407	3.1%	5486
AWEX EMI	1055	1051	0.4%	Segard Masurel SA	214	1.6%	8627
Exchange Rates				Chargeurs Wool SA	93	0.7%	1677
Currency Unit	This Week	Previous Week	% Change	New England Wool SA	12	0.1%	2090
R/USD	11.1326	10.9486	-1.7%	CMW Operations			3275
R/Euro	13.8042	13.6867	-0.9%				
R/AUD	9.3583	9.3142	-0.5%				
USD/AUD	0.8403	0.8504	1.2%				

Analysis of Offerings by Broker This Week (Bales)

Broker	Merino Fleeces	Merino Bellies	Merino Lambs	Merino Backs	Merino Locks	* Other	Total	% Sold
BKB	3203	522	544	845	691	1594	7399	96.0%
CMW	1664	319	375	325	302	338	3323	96.9%
JLW	56	9	16	5	11	15	112	98.2%
MAS	749	87	98	86	105	415	1540	96.0%
SBL	163	17	30	13	11	27	261	77.8%
VLW	284	44	40	32	28	60	488	99.2%
Total	6119	998	1103	1306	1148	2449	13123	96.0%

* Crossbred types, Coarse and Coloured and Inferior



Receipts 2014/2015 Season

Season to Date (Kg.)

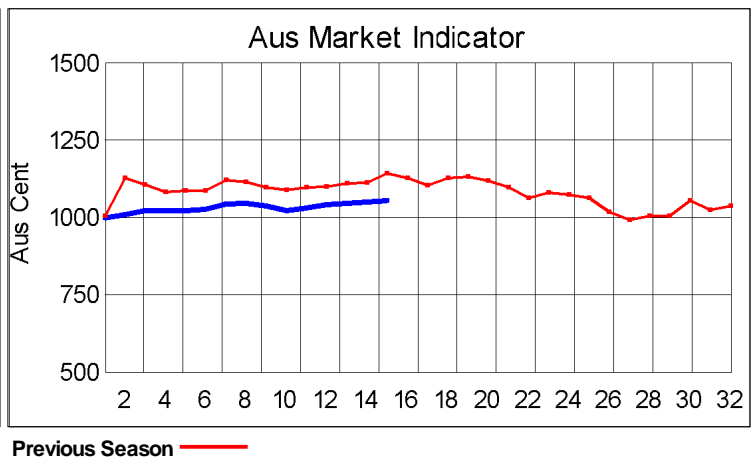
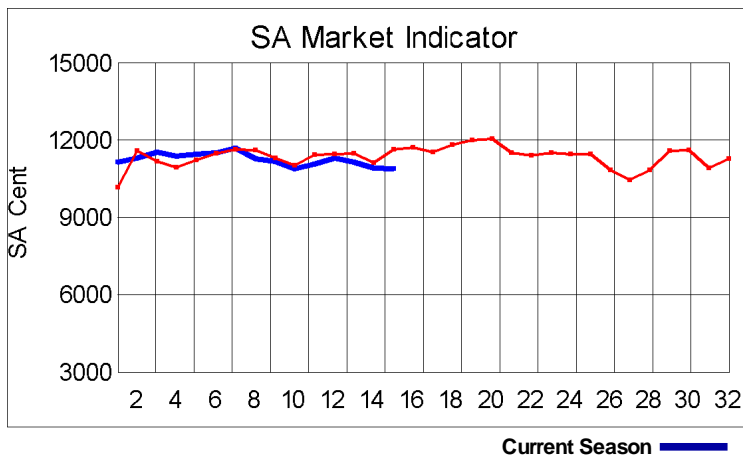
25,503,554.1

Previous Season to Date

27,148,531.1

Percentage Change:

-6.06%



Current Season — Previous Season

**Average Fleece Wool Prices (c/kg. clean)
Spinners and Good Topmaking Styles (AWEX Types MF4 and MF5)**

Micron	100+mm	90mm	80mm	70mm	60mm	50mm	40mm	30mm	20mm	10mm
18.0			11785	12067	11721	11227				
18.5		11811	11684	11791	11549	11156	11115			
19.0			11712	11538	11320	11045	10559			
19.5		11560	11421	11369	11267	10798	10574			
20.0		11188	11119	11163	11094	10748	10373			
20.5		11115	11141	11127	10825	10561				
21.0		11169	11086	10842	10713	10370				
21.5		11175	11084	11171	10918					
22.0		11329		11038						
22.5		10929								
23.0										
23.5										
24.0										

* Based on a minimum of 3 lots sold per category

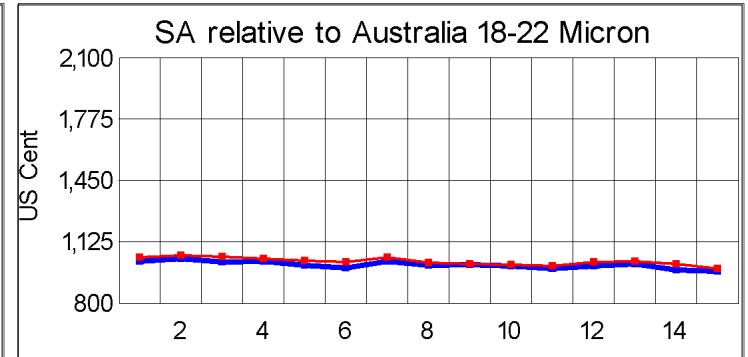
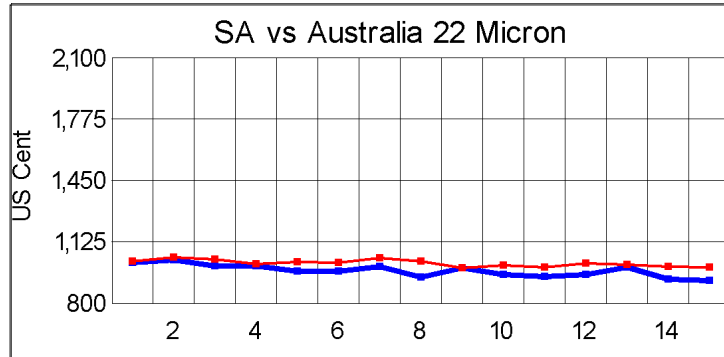
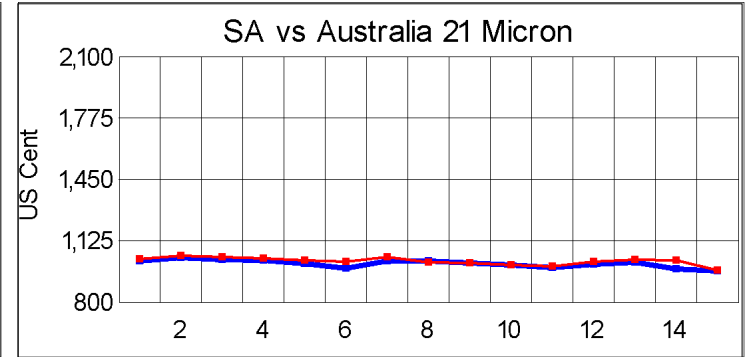
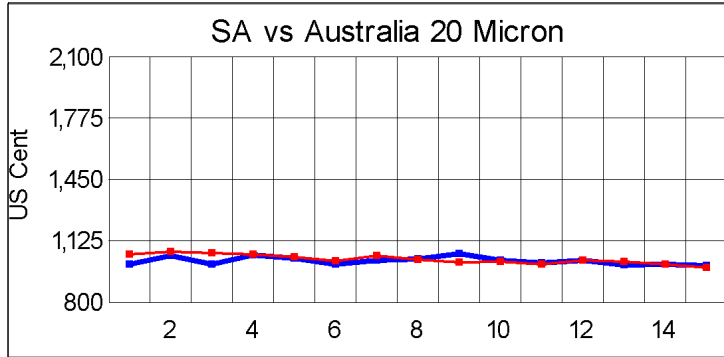
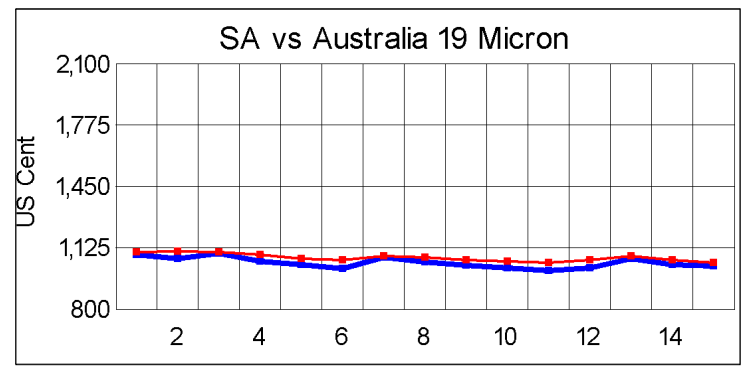
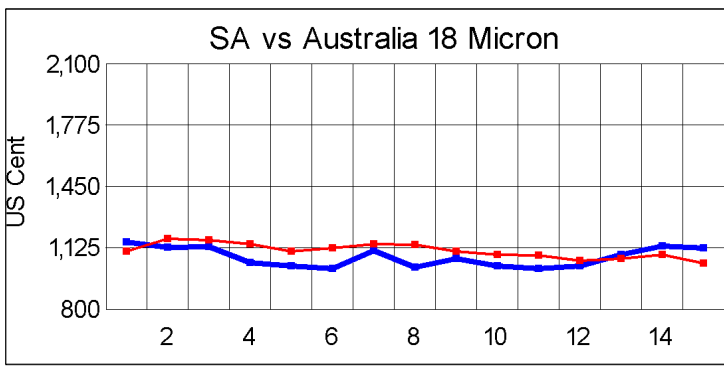
Average Topmaking Styles (AWEX MF6)

Micron	100+mm	90mm	80mm	70mm	60mm	50mm	40mm	30mm	20mm	10mm
18.0										
18.5										
19.0										
19.5			11192			9602				
20.0			10985	10825						
20.5						10240				
21.0				10439	9898					
21.5			10643			9328				
22.0			10154							
22.5										
23.0										
23.5										
24.0										

* Based on a minimum of 3 lots sold per category

Other Selected Types/Qualities

	Long			Medium		
	19μ	20μ	21μ	19μ	20μ	21μ
Good Quality						
Lambswool	11080	11145		10803	10252	
Bellies	10472		9584	9964	9439	
Locks				8518	8498	7899
Average Quality						
Lambswool	10652	10543		10063	8623	10157
Bellies	9661	10161	9761	9870	9786	9829
Locks				8403	8350	6330
Inferior Quality						
Fleecewool	10606	10496	10094	11244	9328	9442
Lambswool	9671			9936	9628	
Bellies	10684	10430	7877	9454	9346	8237
Locks	8868	7005	8336	8160	7870	6915



— SA in USc
— Aus in USc

— SA in USc
— Aus in USc

Market Commentary

WOOL MARKET SLIGHTLY SOFTER

Port Elizabeth - Prices declined marginally at this week's sale despite the weaker currency and the Cape Wools Merino indicator dropped 0,3% to close at R109,20/kg (clean). This is a 2,2% decrease on the opening sale and is 6,3% down on the corresponding sale last year. On the Australian market the indicator gained 0,4%.

Local traders say the fall in commodity prices is affecting the wool market. According to the Financial Times, falling commodity prices reveal mounting concern about China's attempts to curb unsustainably high rates of credit creation. The large offerings in Australia and South Africa are placing additional downward pressure on prices.

The rand has depreciated by 1,7% against the US dollar compared with the average rate at the previous sale, trading at R,11,13 while it was 0,9% weaker against the Euro at R13,80. The offering comprised of 13 123 bales of which 96% was cleared to the trade. The most active traders were Lempriere SA (4 203), Standard Wool SA (3 067), G Modiano SA (2 571) and Stucken & Co (2 031).

The average clean prices for the selection within the different categories good top-making (MF5), long fleeces were as follows: 18 microns were down by 2,1% to close at R116,78/kg, 18,5 microns weakened by 0,2% to R115,70/kg, 19 microns shed 0,2% to close at R115,32/kg, 19,5 microns rose with 2,5% to close at R112,05/kg, 20 microns dropped 2,5% to close at R109,38/kg, 20,5 microns decreased with 1,0% to close at R109,62/kg, 21 microns declined with 2,6% to close at R107,49/kg, 21,5 microns strengthened by 0,1% to R108,87/kg and 22 microns also rose with 0,1% to close at R108,87/kg.

The final sale for this year is scheduled for 10 December when approximately 15 000 bales will be on offer.