

National Weekly Wool Market Report

Season: 2014/2015



Sale Date: 7&8 October 2014

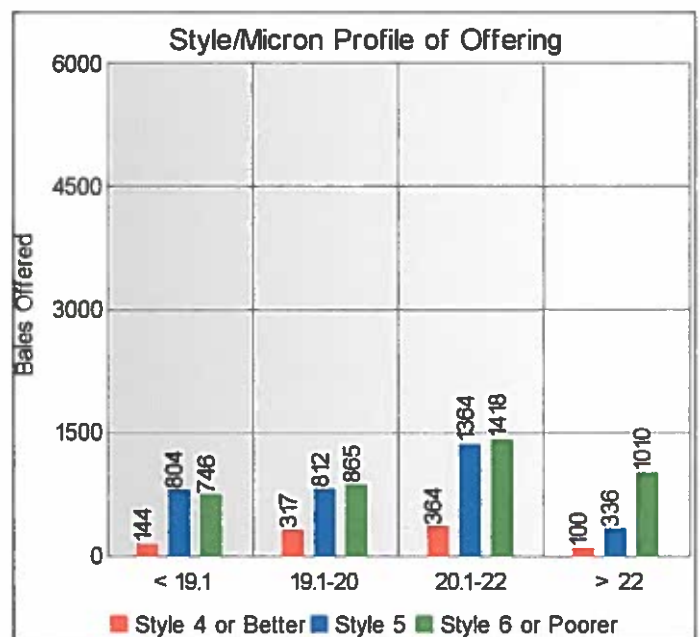
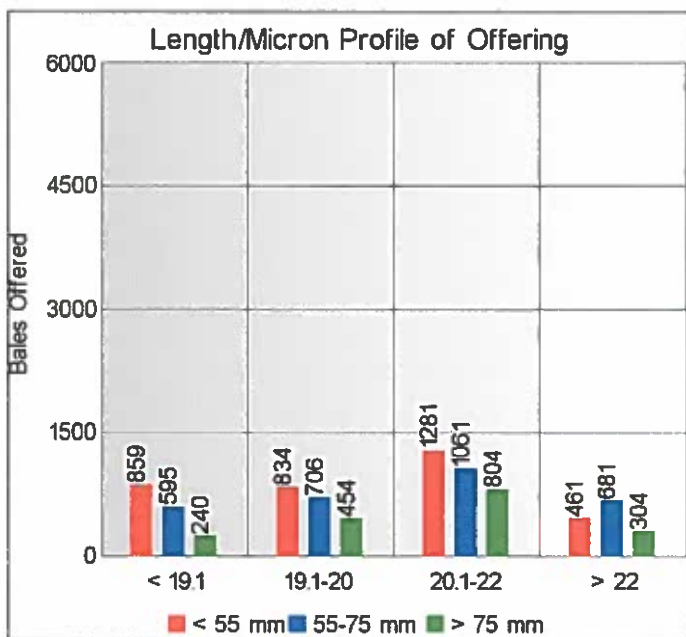
Tel: 27-41-4844301
 Fax: 27-41-4846792
 E-mail: stats@capewools.co.za
 Website: www.capewools.co.za

Market Indicators				Buyers			
Indicator Unit	Current Sale	Last Sale	Change	Company	Bales Purchased This Week	% of Purchases	Total Bales Purchased This Season
SA c/kg	11700	11526	1.5%	Standard Wool SA	2419	29.2%	20393
Ave. to date (14/15)	11447	11405	0.4%	Lempriere SA	1787	21.6%	16030
Ave. to date (13/14)	11197			G Modiano SA	1581	19.1%	9896
US c/kg	1046	1020	2.5%	Stucken & Co	831	10.0%	8917
Euro c/kg	827	809	2.2%	Segard Masurel SA	690	8.3%	4833
AWEX EMI	1046	1029	1.7%	H Dawson Sons & Co	637	7.7%	2564
Exchange Rates				Chargeurs Wool SA	96	1.2%	546
Currency Unit	This Week	Previous Week	% Change	New England Wool SA	28	0.3%	1148
R/USD	11.1835	11.2972	1.0%				
R/Euro	14.1444	14.2425	0.7%				
R/AUD	9.8201	9.8316	0.1%				
USD/AUD	0.8783	0.8704	-0.9%				

Analysis of Offerings by Broker This Week (Bales)

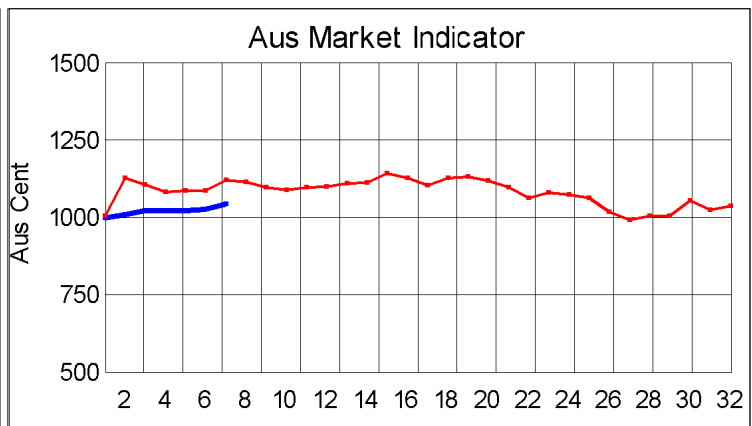
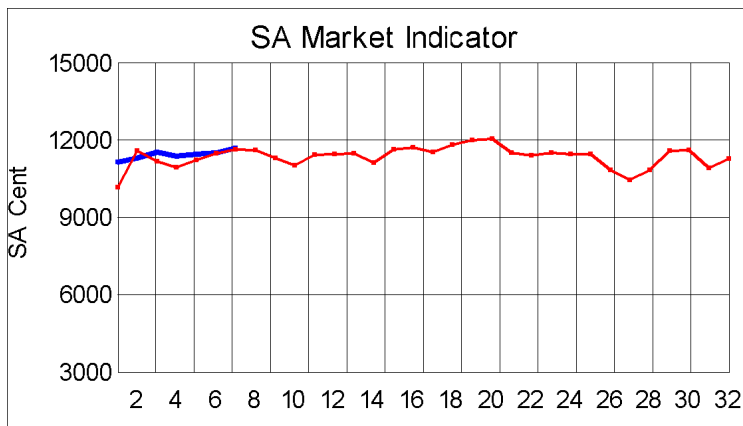
Broker	Merino Fleeces	Merino Bellies	Merino Lambs	Merino Backs	Merino Locks	* Other	Total	% Sold
BKB	2408	388	486	324	242	610	4458	98.2%
CMW	1216	160	236	126	174	234	2146	98.3%
JLW	91	11	24	2	8	26	162	99.4%
MAS	404	71	74	21	55	335	960	94.4%
SBL	43	6	3	3	3	8	66	100.0%
VLW	280	46	26	41	44	51	488	92.2%
Total	4442	682	849	517	526	1264	8280	97.5%

* Crossbred types, Coarse and Coloured and Inferior



Receipts 2014/2015 Season

Season to Date (Kg.) 12,578,418.4 Previous Season to Date 12,839,481.9 Percentage Change: -2.03%



Current Season — Previous Season

Average Fleece Wool Prices (c/kg. clean)
Spinners and Good Topmaking Styles (AWEX Types MF4 and MF5)

Micron	100+mm	90mm	80mm	70mm	60mm	50mm	40mm	30mm	20mm	10mm
18.0			12730	12938		11826	11203			
18.5			12825	12660		11907	10974			
19.0			12224	12247	11966	11458	10991			
19.5			11979	12013	11812	11500	10839			
20.0		11791	11857	11815	11670	11469	10874			
20.5		11690	11728	11741	11598	11207	10409			
21.0			11655	11646	11423	11030	9530			
21.5			11692	11517	11473	11253	9550			
22.0			11742			11459	10859			
22.5						11545				
23.0										
23.5										
24.0										

* Based on a minimum of 3 lots sold per category

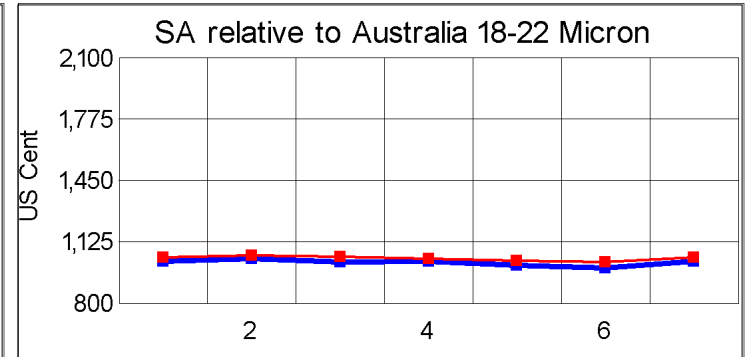
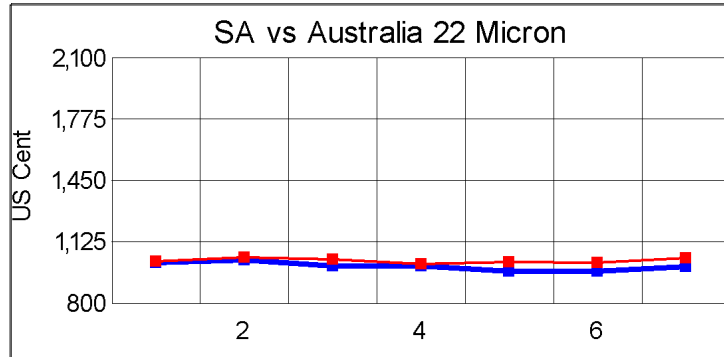
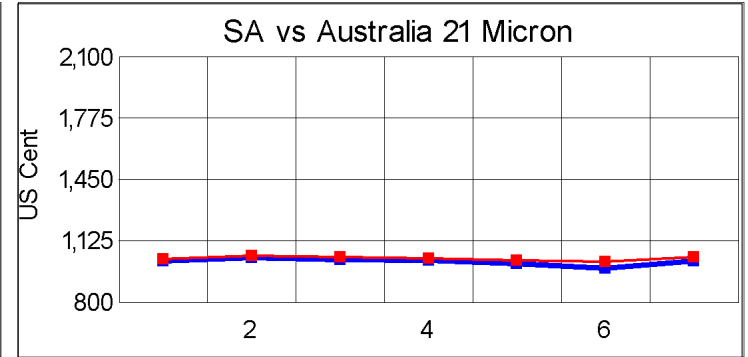
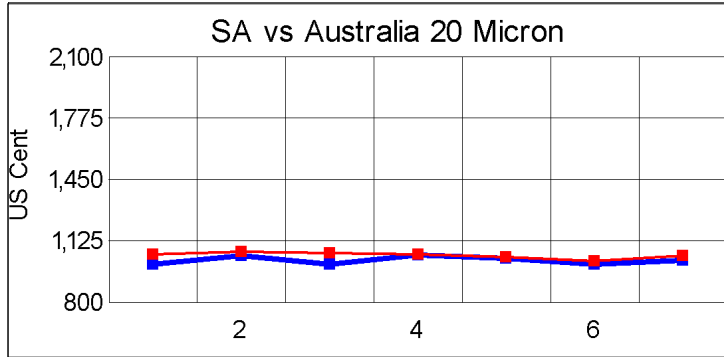
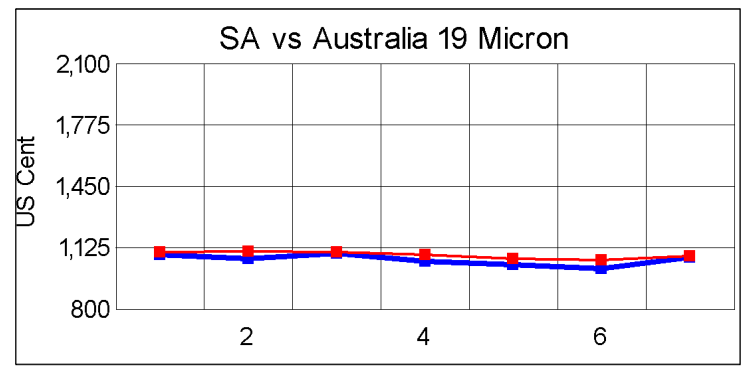
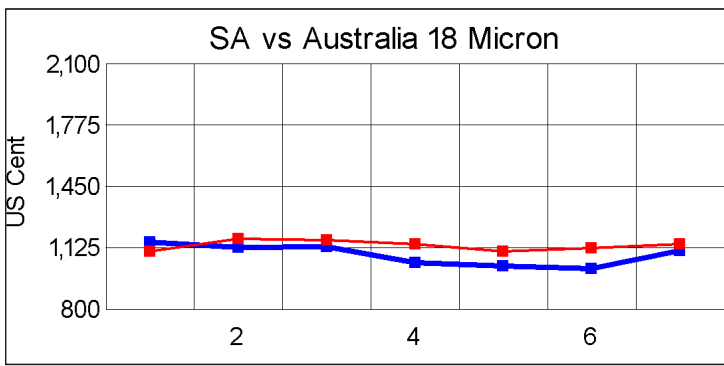
Average Topmaking Styles (AWEX MF6)

Micron	100+mm	90mm	80mm	70mm	60mm	50mm	40mm	30mm	20mm	10mm
18.0										
18.5										
19.0										
19.5										
20.0			11474	11584						
20.5				11562		10699				
21.0			11431	10994						
21.5			11513	11609						
22.0										
22.5										
23.0										
23.5										
24.0										

* Based on a minimum of 3 lots sold per category

Other Selected Types/Qualities

	Long			Medium		
	19μ	20μ	21μ	19μ	20μ	21μ
Good Quality						
Lambswool	12229	11660		10935	10099	10469
Bellies	11646	11341		11518		
Locks				9499	9265	
Average Quality						
Lambswool	11680	11583	11532	11019	10452	8822
Bellies	11760	10138	11285	11166	10809	10214
Locks				8829	8253	8016
Inferior Quality						
Fleecewool	11498	11446	10726	9165	10458	10440
Lambswool	11394	11437		11172	10719	
Bellies	11017	10728	7860	10193	10328	10249
Locks				7988	7667	



— SA in USc
— Aus in USc

— SA in USc
— Aus in USc

Market Commentary

WOOL MARKET STRENGTHENS

Port Elizabeth - The wool market was dearer at this week's sale despite the stronger Rand and the Cape Wools Merino indicator gained 1,5% to close at R117,00/kg (clean). This is 4,8% higher compared to the opening sale of this season and 0,3% higher compared to the corresponding sale of the previous season.

Local traders attribute the stronger market to a welcome and genuine surge in demand from China. The Australian market also improved with their indicator rising by 1,7% this week. Buyers report solid demand for the small percentage of good quality wools due to the general lack thereof at this week's sale.

The Rand at R11,29, traded 1,0% stronger against the dollar compared with last week's average rate. At R14,14, it had gained 0,7% on average against the euro. The sale resulted in a 98% clearance of the 8 280 bales on offer. Most active traders were Standard Wool SA (2 419), Lempriere SA (1 787) and G Modiano SA (1 581).

The average clean prices for the selection within the different categories good top-making (MF5), long fleeces were as follows: 18 microns were up by 1,7% to close at R129,13/kg, 18,5 microns strengthened by 1,0% to R124,52/kg, 19 microns gained 0,7% to close at R120,78/kg, 19,5 microns rose with 1,7% to close at R118,80/kg, 20 microns gained 1,9% to close at R117,45/kg, 20,5 microns increased with 2,1% to close at R116,97/kg, 21 microns gained 1,4% to close at R116,14/kg, 21,5 microns strengthened by 0,9% to R115,45/kg and 22 microns rose with 0,9% to close at R115,45/kg.

Approximately 8 200 bales will be on offer at the next sale scheduled for 15 October.