

CAPE WOOLS SA
Final Wool Sales Report and Price Summary

Auction Date **22-May-2002**

Catalogue Number **MP29**



Telephone Number 27-41-4844301

Fax number 27-41-4846792

Email stats@capewools.co.za

Website www.capewools.co.za

Market Commentary

WOOL MARKET LOSING SOME OF ITS LUSTRE

Port Elizabeth - With the season winding down, the wool market is losing some of its lustre and Cape Wools overall indicator eased 3% to close at R36,78/kg (clean).

While the stronger currency is having an effect on prices, topmakers say demand from processors further down the pipeline continues to be subdued, which also has a negative effect on the market. As a result, this week's sale saw prices for all micron ranges coming down. The biggest drop was posted in the 20 micron range, which fell by 7,5%. Prices for the other micron categories declined by 3% to 4% on average.

Receipts into brokers' stores currently stand at R46 mkg, which is down 1,1% on last season.

A total of 9 025 bales was offered of which 96% changed hands.

Average price movements for good quality long (60 - 95mm) Merino fleeces (spinners' and good topmakers' styles) were as follows: 19 microns were down 4,6% at R57,60/kg, 20 microns dropped 7,5% to R52,47/kg, 21 microns eased 3,5% to R51,43/kg, 22 microns were 3,7% cheaper at R50,26/kg, 23 microns shed 4% to R49,98/kg, 24 microns were down 3,1% at R49,83/kg, and 25 microns closed 4,5% down at R49,93/kg.

Next week, about 7 000 bales will be offered.

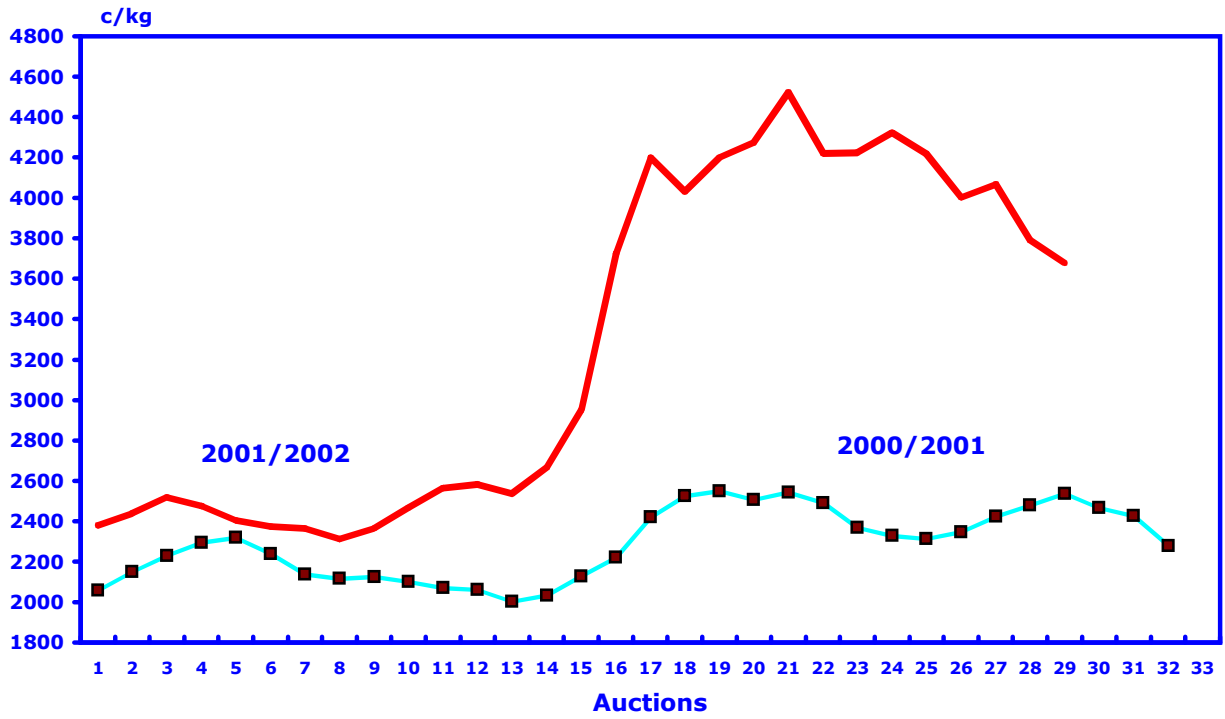
Auction Analysis

Composition of Fleece Offerings				Analysis of Offerings					
Description	% This Week	% Prev Week	Description	This Week			Previous Week		
				%	Bales	% Sold	Bales	% Sold	
Long Wool	26.3	23.7	Merino Fleeces	44.7	4 030	95.8	4 364	91.0	
Medium Wool	58.3	58.8	Merino Bellies	6.3	566	88.9	654	89.3	
Short Wool and Locks	15.5	17.4	Merino Lambs	11.0	995	87.2	1 012	89.7	
Fine Wool (<20µ)	4.9	5.9	Merino Locks	6.6	594	99.0	817	96.2	
Medium Wool (20 - 22µ)	43.3	44.6	Other	31.5	2 840	86.1	2 839	88.7	
Strong Wool (22 - 24µ)	45.5	41.7	Total		9 025	91.6	9 686	90.5	
Overstrong (24 - 27µ)	6.4	7.7							
Other Indicators				Offerings per Port					
Indicators	This Week	Prev Week	% Change	Ports	This Week (Bales)			Prev Week (Bales)	
					Offered	Sold	% Sold	Offered	Sold
SA Market Indicator	3 678	3 793	-3.0	Cape Town	1 270	1 139	89.7	1 704	1 535
AWEX EMI	903	923	-2.2	Durban	1 231	1 128	91.6	1 753	1 614
R/US Dollar	10.0450	10.1800	1.3	Port Elizabeth	6 524	5 997	91.9	6 229	5 618
R/A Dollar	5.6054	5.5310	-1.3	Total	9 025	8 264	91.6	9 686	8 767
R/Euro	9.2484	9.3055	0.6						
Main Buyers				Receipts 17/05/2002					
Buyers	This Week	Prev Week	% Change	Season to Date (Kg)		Last Season (Kg)		% Change	
				46 050 556	46 579 435	-1.1			
STD Wool	1589	577	175.4						
G Modiano	1480	1390	6.5						
Stucken	1402	1035	35.5						
Chargeurs Wool	1216	1680	-27.6						
United Wool	1079	899	20.0						
Beier Fin	811	847	-4.3						
Fibres Int	350	827	-57.7						
ADF	245	1512	-83.8						
CPC	92	0	0.0						
				Next Auction					
				Name	Date	Offerings (Bales)			
				S A Wool Exchange	29/05/2002	± 7 000			
				Van Lill Wool Buyers	-	-			
				Saunders et al.	-	-			

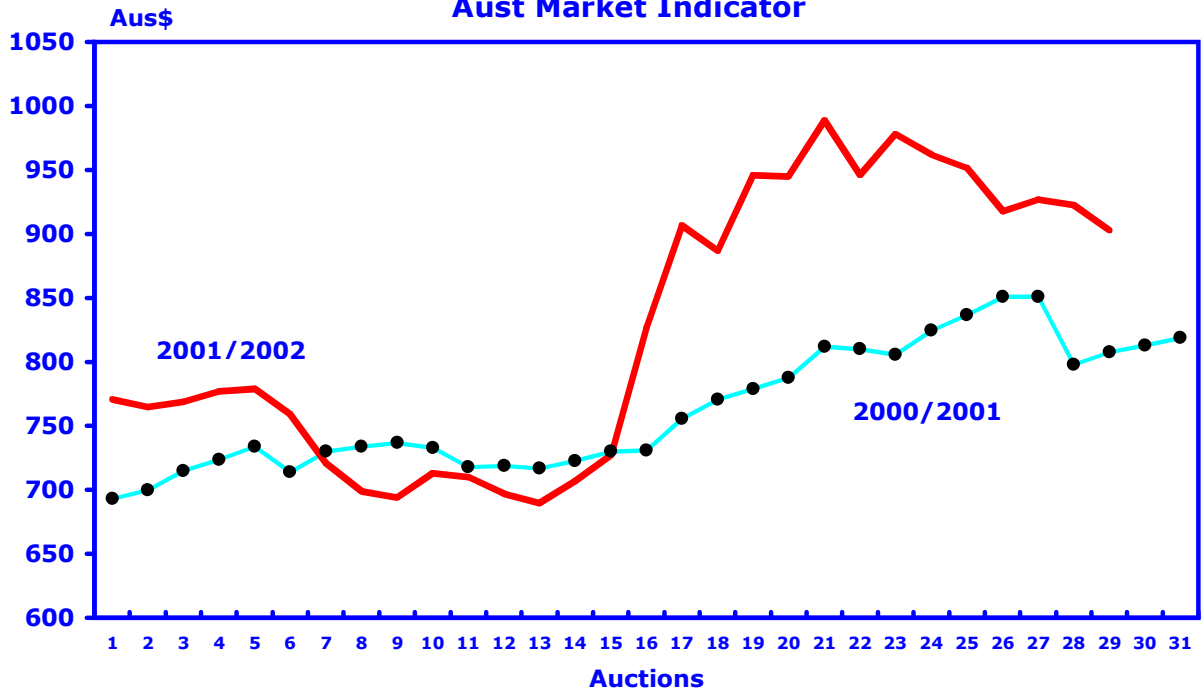
Price Analysis											
Long Merino Fleece Wool (60 - 90mm)											
Spinners, Best and Good Topmakers						Average to Inferior Topmakers					
Micron	Price (c/kg)		Lots Sold		% Price Change	Micron	Price (c/kg)		Lots Sold		% Price Change
	This Week	Prev Week	This Week	Prev Week			This Week	Prev Week	This Week	Prev Week	
<18.7µ	0	0	0	0	0.0	<18.7µ	0	0	0	0	0.0
18.8-19.2µ	5 760	6 038	3	4	-4.6	18.8-19.2µ	0	0	0	0	0.0
19.3-19.7µ	5 290	5 645	3	3	-6.3	19.3-19.7µ	0	5 432	0	2	0.0
19.8-20.2µ	5 247	5 674	13	4	-7.5	19.8-20.2µ	4 722	5 351	3	4	-11.8
20.3-20.7µ	5 306	5 451	13	16	-2.6	20.3-20.7µ	4 946	4 812	5	5	2.8
20.8-21.2µ	5 143	5 330	21	21	-3.5	20.8-21.2µ	4 670	4 957	5	5	-5.8
21.3-21.7µ	5 035	5 220	40	35	-3.5	21.3-21.7µ	4 801	5 020	6	6	-4.4
21.8-22.2µ	5 026	5 217	42	33	-3.7	21.8-22.2µ	4 877	4 982	10	7	-2.1
22.3-22.7µ	5 042	5 246	47	25	-3.9	22.3-22.7µ	4 503	5 139	7	9	-12.4
22.8-23.2µ	4 998	5 209	34	36	-4.0	22.8-23.2µ	4 968	5 177	7	5	-4.0
23.3-23.7µ	5 022	5 190	35	23	-3.2	23.3-23.7µ	5 001	5 029	2	2	-0.6
23.8-24.2µ	4 983	5 141	23	20	-3.1	23.8-24.2µ	4 885	5 242	2	1	-6.8
24.3-24.7µ	4 928	5 167	10	14	-4.6	24.3-24.7µ	4 973	5 061	2	3	-1.7
24.8-25.2µ	4 993	5 229	7	3	-4.5	24.8-25.2µ	4 756	0	1	0	0.0
25.3-25.7µ	4 970	5 099	4	6	-2.5	25.3-25.7µ	0	0	0	0	0.0
>25.8µ	4 963	4 625	4	4	7.3	>25.8µ	0	0	0	0	0.0
Medium Merino Fleece Wool (40 - 55mm)											
Spinners, Best and Good Topmakers						Average to Inferior Topmakers					
Micron	Price (c/kg)		Lots Sold		% Price Change	Micron	Price (c/kg)		Lots Sold		% Price Change
	This Week	Prev Week	This Week	Prev Week			This Week	Prev Week	This Week	Prev Week	
<18.7µ	4 745	4 723	4	1	0.5	<18.7µ	0	4 623		1	0.0
18.8-19.2µ	4 603	5 008	4	4	-8.1	18.8-19.2µ	4 814	4 931	2	2	-2.4
19.3-19.7µ	4 752	4 672	10	3	1.7	19.3-19.7µ	4 645	4 927	2	6	-5.7
19.8-20.2µ	4 527	4 570	10	15	-0.9	19.8-20.2µ	4 386	4 624	7	12	-5.1
20.3-20.7µ	4 548	4 742	24	15	-4.1	20.3-20.7µ	4 317	4 393	5	7	-1.7
20.8-21.2µ	4 636	4 692	37	25	-1.2	20.8-21.2µ	4 405	4 503	11	21	-2.2
21.3-21.7µ	4 660	4 765	39	35	-2.2	21.3-21.7µ	4 239	4 440	16	19	-4.5
21.8-22.2µ	4 552	4 761	57	48	-4.4	21.8-22.2µ	4 368	4 527	19	27	-3.5
22.3-22.7µ	4 574	4 585	49	49	-0.2	22.3-22.7µ	4 342	4 454	23	17	-2.5
22.8-23.2µ	4 501	4 651	37	32	-3.2	22.8-23.2µ	4 373	4 530	11	13	-3.4
23.3-23.7µ	4 473	4 685	33	30	-4.5	23.3-23.7µ	4 251	4 865	1	5	-12.6
23.8-24.2µ	4 540	4 706	16	20	-3.5	23.8-24.2µ	0	3 957	0	3	0.0
24.3-24.7µ	4 444	4 724	8	8	-5.9	24.3-24.7µ	0	4 971	0	1	0.0
24.8-25.2µ	4 629	4 405	1	2	5.1	24.8-25.2µ	4 559	0	1	0	0.0
25.3-25.7µ	4 408	4 605	1	4	-4.3	25.3-25.7µ	0	0	0	0	0.0
>25.8µ	0	0	0	0	0.0	>25.8µ	0	0	0	0	0.0
Short Merino Fleece Wool (20 - 35mm)											
Spinners, Best and Good Topmakers						Average to Inferior Topmakers					
Micron	Price (c/kg)		Lots Sold		% Price Change	Micron	Price (c/kg)		Lots Sold		% Price Change
	This Week	Prev Week	This Week	Prev Week			This Week	Prev Week	This Week	Prev Week	
<18.7µ	3 438	3 016	1	1	14.0	<18.7µ	0	0	0	0	0.0
18.8-19.2µ	0	0	0	0	0.0	18.8-19.2µ	0	3 063	0	1	0.0
19.3-19.7µ	3 990	3 746	3	3	6.5	19.3-19.7µ	4 125	4 118	2	2	0.2
19.8-20.2µ	3 983	3 825	4	5	4.1	19.8-20.2µ	0	0	0	0	0.0
20.3-20.7µ	4 170	4 293	1	4	-2.9	20.3-20.7µ	3 349	3 522	1	2	-4.9
20.8-21.2µ	0	4 217	0	6	0.0	20.8-21.2µ	0	3 507	0	3	0.0
21.3-21.7µ	4 000	4 247	5	6	-5.8	21.3-21.7µ	3 989	3 779	1	4	5.6
21.8-22.2µ	4 080	4 137	3	6	-1.4	21.8-22.2µ	0	3 882	0	2	0.0
22.3-22.7µ	4 226	4 296	2	3	-1.6	22.3-22.7µ	3 757	4 111	2	3	-8.6
22.8-23.2µ	4 319	4 210	2	4	2.6	22.8-23.2µ	3 815	0	1	0	0.0
23.3-23.7µ	3 917	4 064	2	3	-3.6	23.3-23.7µ	0	3 678	0	1	0.0
23.8-24.2µ	0	4 170	0	1	0.0	23.8-24.2µ	0	0	0	0	0.0
24.3-24.7µ	3 590	0	1	0	0.0	24.3-24.7µ	0	0	0	0	0.0
24.8-25.2µ	0	3 800	0	1	0.0	24.8-25.2µ	0	0	0	0	0.0
25.3-25.7µ	0	0	0	0	0.0	25.3-25.7µ	0	0	0	0	0.0
>25.8µ	0	0	0	0	0.0	>25.8µ	0	0	0	0	0.0

Other Types					
Spinners, Best and Good Topmakers					
Micron	Price (c/kg)		Lots Sold		% Price Change
	This Week	Prev Week	This Week	Prev Week	
Long Lambs (19μ)	6 610	6 115	4	6	8.1
Long Lambs (20μ)	5 435	5 454	7	6	-0.4
Medium Lambs (19μ)	4 753	4 858	20	10	-2.2
Medium Lambs (20μ)	4 662	4 670	10	9	-0.2
Long Bellies (20μ)	0	0	0	0	0.0
Long Bellies (21μ)	4 517	0	1	0	0.0
Medium Bellies (20μ)	4 664	4 689	1	1	-0.5
Medium Bellies (21μ)	4 444	4 454	8	8	-0.2
Long Locks (Good Color)	2 521	3 184	5	5	-20.8
Other Types					
Average to Inferior Topmakers					
Micron	Price (c/kg)		Lots Sold		% Price Change
	This Week	Prev Week	This Week	Prev Week	
Long Lambs (19μ)	6 147	5 939	1	1	3.5
Long Lambs (20μ)	5 385	0	2	0	0.0
Medium Lambs (19μ)	4 725	4 825	9	13	-2.1
Medium Lambs (20μ)	4 559	4 727	4	5	-3.5
Long Bellies (20μ)	4 449	0	2	0	0.0
Long Bellies (21μ)	4 448	0	1	0	0.0
Medium Bellies (20μ)	4 432	4 405	1	7	0.6
Medium Bellies (21μ)	4 311	4 479	9	9	-3.8
Long Locks (Good Color)	1 090	2 416	3	2	-54.9

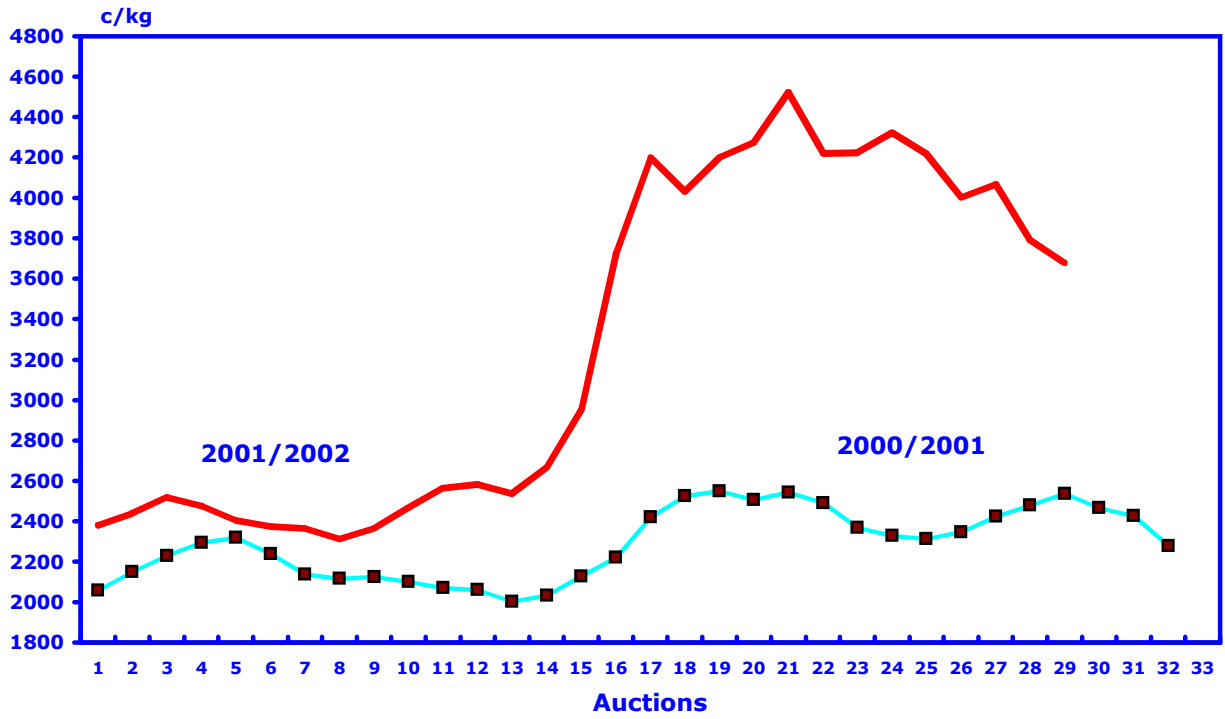
S.A. Market Indicator



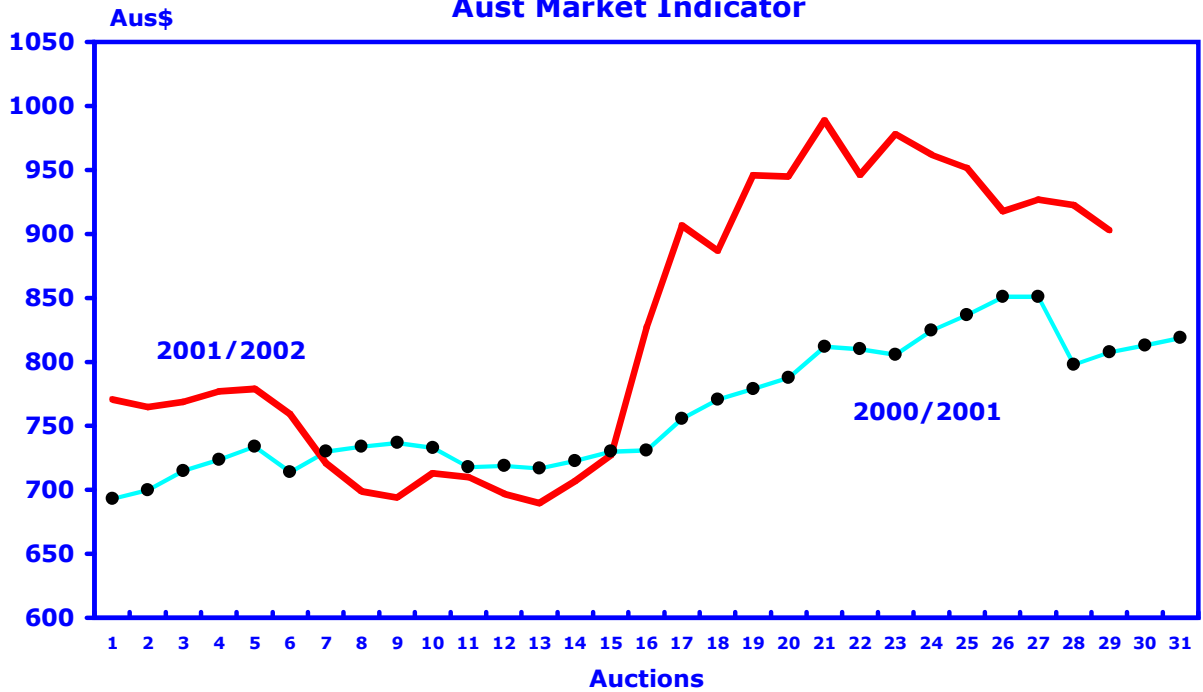
Aust Market Indicator



S.A. Market Indicator



Aust Market Indicator



Other Types					
Spinners, Best and Good Topmakers					
Micron	Price (c/kg)		Lots Sold		% Price Change
	This Week	Prev Week	This Week	Prev Week	
Long Lambs (19μ)	6 610	6 115	4	6	8.1
Long Lambs (20μ)	5 435	5 454	7	6	-0.4
Medium Lambs (19μ)	4 753	4 858	20	10	-2.2
Medium Lambs (20μ)	4 662	4 670	10	9	-0.2
Long Bellies (20μ)	0	0	0	0	0.0
Long Bellies (21μ)	4 517	0	1	0	0.0
Medium Bellies (20μ)	4 664	4 689	1	1	-0.5
Medium Bellies (21μ)	4 444	4 454	8	8	-0.2
Long Locks (Good Color)	2 521	3 184	5	5	-20.8
Other Types					
Average to Inferior Topmakers					
Micron	Price (c/kg)		Lots Sold		% Price Change
	This Week	Prev Week	This Week	Prev Week	
Long Lambs (19μ)	6 147	5 939	1	1	3.5
Long Lambs (20μ)	5 385	0	2	0	0.0
Medium Lambs (19μ)	4 725	4 825	9	13	-2.1
Medium Lambs (20μ)	4 559	4 727	4	5	-3.5
Long Bellies (20μ)	4 449	0	2	0	0.0
Long Bellies (21μ)	4 448	0	1	0	0.0
Medium Bellies (20μ)	4 432	4 405	1	7	0.6
Medium Bellies (21μ)	4 311	4 479	9	9	-3.8
Long Locks (Good Color)	1 090	2 416	3	2	-54.9

Price Analysis											
Long Merino Fleece Wool (60 - 90mm)											
Spinners, Best and Good Topmakers						Average to Inferior Topmakers					
Micron	Price (c/kg)		Lots Sold		% Price Change	Micron	Price (c/kg)		Lots Sold		% Price Change
	This Week	Prev Week	This Week	Prev Week			This Week	Prev Week	This Week	Prev Week	
<18.7µ	0	0	0	0	0.0	<18.7µ	0	0	0	0	0.0
18.8-19.2µ	5 760	6 038	3	4	-4.6	18.8-19.2µ	0	0	0	0	0.0
19.3-19.7µ	5 290	5 645	3	3	-6.3	19.3-19.7µ	0	5 432	0	2	0.0
19.8-20.2µ	5 247	5 674	13	4	-7.5	19.8-20.2µ	4 722	5 351	3	4	-11.8
20.3-20.7µ	5 306	5 451	13	16	-2.6	20.3-20.7µ	4 946	4 812	5	5	2.8
20.8-21.2µ	5 143	5 330	21	21	-3.5	20.8-21.2µ	4 670	4 957	5	5	-5.8
21.3-21.7µ	5 035	5 220	40	35	-3.5	21.3-21.7µ	4 801	5 020	6	6	-4.4
21.8-22.2µ	5 026	5 217	42	33	-3.7	21.8-22.2µ	4 877	4 982	10	7	-2.1
22.3-22.7µ	5 042	5 246	47	25	-3.9	22.3-22.7µ	4 503	5 139	7	9	-12.4
22.8-23.2µ	4 998	5 209	34	36	-4.0	22.8-23.2µ	4 968	5 177	7	5	-4.0
23.3-23.7µ	5 022	5 190	35	23	-3.2	23.3-23.7µ	5 001	5 029	2	2	-0.6
23.8-24.2µ	4 983	5 141	23	20	-3.1	23.8-24.2µ	4 885	5 242	2	1	-6.8
24.3-24.7µ	4 928	5 167	10	14	-4.6	24.3-24.7µ	4 973	5 061	2	3	-1.7
24.8-25.2µ	4 993	5 229	7	3	-4.5	24.8-25.2µ	4 756	0	1	0	0.0
25.3-25.7µ	4 970	5 099	4	6	-2.5	25.3-25.7µ	0	0	0	0	0.0
>25.8µ	4 963	4 625	4	4	7.3	>25.8µ	0	0	0	0	0.0
Medium Merino Fleece Wool (40 - 55mm)											
Spinners, Best and Good Topmakers						Average to Inferior Topmakers					
Micron	Price (c/kg)		Lots Sold		% Price Change	Micron	Price (c/kg)		Lots Sold		% Price Change
	This Week	Prev Week	This Week	Prev Week			This Week	Prev Week	This Week	Prev Week	
<18.7µ	4 745	4 723	4	1	0.5	<18.7µ	0	4 623		1	0.0
18.8-19.2µ	4 603	5 008	4	4	-8.1	18.8-19.2µ	4 814	4 931	2	2	-2.4
19.3-19.7µ	4 752	4 672	10	3	1.7	19.3-19.7µ	4 645	4 927	2	6	-5.7
19.8-20.2µ	4 527	4 570	10	15	-0.9	19.8-20.2µ	4 386	4 624	7	12	-5.1
20.3-20.7µ	4 548	4 742	24	15	-4.1	20.3-20.7µ	4 317	4 393	5	7	-1.7
20.8-21.2µ	4 636	4 692	37	25	-1.2	20.8-21.2µ	4 405	4 503	11	21	-2.2
21.3-21.7µ	4 660	4 765	39	35	-2.2	21.3-21.7µ	4 239	4 440	16	19	-4.5
21.8-22.2µ	4 552	4 761	57	48	-4.4	21.8-22.2µ	4 368	4 527	19	27	-3.5
22.3-22.7µ	4 574	4 585	49	49	-0.2	22.3-22.7µ	4 342	4 454	23	17	-2.5
22.8-23.2µ	4 501	4 651	37	32	-3.2	22.8-23.2µ	4 373	4 530	11	13	-3.4
23.3-23.7µ	4 473	4 685	33	30	-4.5	23.3-23.7µ	4 251	4 865	1	5	-12.6
23.8-24.2µ	4 540	4 706	16	20	-3.5	23.8-24.2µ	0	3 957	0	3	0.0
24.3-24.7µ	4 444	4 724	8	8	-5.9	24.3-24.7µ	0	4 971	0	1	0.0
24.8-25.2µ	4 629	4 405	1	2	5.1	24.8-25.2µ	4 559	0	1	0	0.0
25.3-25.7µ	4 408	4 605	1	4	-4.3	25.3-25.7µ	0	0	0	0	0.0
>25.8µ	0	0	0	0	0.0	>25.8µ	0	0	0	0	0.0
Short Merino Fleece Wool (20 - 35mm)											
Spinners, Best and Good Topmakers						Average to Inferior Topmakers					
Micron	Price (c/kg)		Lots Sold		% Price Change	Micron	Price (c/kg)		Lots Sold		% Price Change
	This Week	Prev Week	This Week	Prev Week			This Week	Prev Week	This Week	Prev Week	
<18.7µ	3 438	3 016	1	1	14.0	<18.7µ	0	0	0	0	0.0
18.8-19.2µ	0	0	0	0	0.0	18.8-19.2µ	0	3 063	0	1	0.0
19.3-19.7µ	3 990	3 746	3	3	6.5	19.3-19.7µ	4 125	4 118	2	2	0.2
19.8-20.2µ	3 983	3 825	4	5	4.1	19.8-20.2µ	0	0	0	0	0.0
20.3-20.7µ	4 170	4 293	1	4	-2.9	20.3-20.7µ	3 349	3 522	1	2	-4.9
20.8-21.2µ	0	4 217	0	6	0.0	20.8-21.2µ	0	3 507	0	3	0.0
21.3-21.7µ	4 000	4 247	5	6	-5.8	21.3-21.7µ	3 989	3 779	1	4	5.6
21.8-22.2µ	4 080	4 137	3	6	-1.4	21.8-22.2µ	0	3 882	0	2	0.0
22.3-22.7µ	4 226	4 296	2	3	-1.6	22.3-22.7µ	3 757	4 111	2	3	-8.6
22.8-23.2µ	4 319	4 210	2	4	2.6	22.8-23.2µ	3 815	0	1	0	0.0
23.3-23.7µ	3 917	4 064	2	3	-3.6	23.3-23.7µ	0	3 678	0	1	0.0
23.8-24.2µ	0	4 170	0	1	0.0	23.8-24.2µ	0	0	0	0	0.0
24.3-24.7µ	3 590	0	1	0	0.0	24.3-24.7µ	0	0	0	0	0.0
24.8-25.2µ	0	3 800	0	1	0.0	24.8-25.2µ	0	0	0	0	0.0
25.3-25.7µ	0	0	0	0	0.0	25.3-25.7µ	0	0	0	0	0.0
>25.8µ	0	0	0	0	0.0	>25.8µ	0	0	0	0	0.0

CAPE WOOLS SA
Final Wool Sales Report and Price Summary

Auction Date **22-May-2002**

Catalogue Number **MP29**



Telephone Number 27-41-4844301

Fax number 27-41-4846792

Email stats@capewools.co.za

Website www.capewools.co.za

Market Commentary

WOOL MARKET LOSING SOME OF ITS LUSTRE

Port Elizabeth - With the season winding down, the wool market is losing some of its lustre and Cape Wools overall indicator eased 3% to close at R36,78/kg (clean).

While the stronger currency is having an effect on prices, topmakers say demand from processors further down the pipeline continues to be subdued, which also has a negative effect on the market. As a result, this week's sale saw prices for all micron ranges coming down. The biggest drop was posted in the 20 micron range, which fell by 7,5%. Prices for the other micron categories declined by 3% to 4% on average.

Receipts into brokers' stores currently stand at R46 mkg, which is down 1,1% on last season.

A total of 9 025 bales was offered of which 96% changed hands.

Average price movements for good quality long (60 - 95mm) Merino fleeces (spinners' and good topmakers' styles) were as follows: 19 microns were down 4,6% at R57,60/kg, 20 microns dropped 7,5% to R52,47/kg, 21 microns eased 3,5% to R51,43/kg, 22 microns were 3,7% cheaper at R50,26/kg, 23 microns shed 4% to R49,98/kg, 24 microns were down 3,1% at R49,83/kg, and 25 microns closed 4,5% down at R49,93/kg.

Next week, about 7 000 bales will be offered.

Auction Analysis

Composition of Fleece Offerings				Analysis of Offerings					
Description	% This Week	% Prev Week	Description	This Week			Previous Week		
				%	Bales	% Sold	Bales	% Sold	
Long Wool	26.3	23.7	Merino Fleeces	44.7	4 030	95.8	4 364	91.0	
Medium Wool	58.3	58.8	Merino Bellies	6.3	566	88.9	654	89.3	
Short Wool and Locks	15.5	17.4	Merino Lambs	11.0	995	87.2	1 012	89.7	
Fine Wool (<20µ)	4.9	5.9	Merino Locks	6.6	594	99.0	817	96.2	
Medium Wool (20 - 22µ)	43.3	44.6	Other	31.5	2 840	86.1	2 839	88.7	
Strong Wool (22 - 24µ)	45.5	41.7	Total		9 025	91.6	9 686	90.5	
Overstrong (24 - 27µ)	6.4	7.7							
Other Indicators				Offerings per Port					
Indicators	This Week	Prev Week	% Change	Ports	This Week (Bales)			Prev Week (Bales)	
					Offered	Sold	% Sold	Offered	Sold
SA Market Indicator	3 678	3 793	-3.0	Cape Town	1 270	1 139	89.7	1 704	1 535
AWEX EMI	903	923	-2.2	Durban	1 231	1 128	91.6	1 753	1 614
R/US Dollar	10.0450	10.1800	1.3	Port Elizabeth	6 524	5 997	91.9	6 229	5 618
R/A Dollar	5.6054	5.5310	-1.3	Total	9 025	8 264	91.6	9 686	8 767
R/Euro	9.2484	9.3055	0.6						
Main Buyers				Receipts 17/05/2002					
Buyers	This Week	Prev Week	% Change	Season to Date (Kg)		Last Season (Kg)		% Change	
				46 050 556	46 579 435	-1.1			
STD Wool	1589	577	175.4						
G Modiano	1480	1390	6.5						
Stucken	1402	1035	35.5						
Chargeurs Wool	1216	1680	-27.6						
United Wool	1079	899	20.0						
Beier Fin	811	847	-4.3						
Fibres Int	350	827	-57.7						
ADF	245	1512	-83.8						
CPC	92	0	0.0						
				Next Auction					
				Name	Date	Offerings (Bales)			
				S A Wool Exchange	29/05/2002	± 7 000			
				Van Lill Wool Buyers	-	-			
				Saunders et al.	-	-			