

**CAPE WOOLS SA**  
**Final Wool Sales Report and Price Summary**

Auction Date **24-Apr-2002**

Catalogue Number **MP27**



Telephone Number 27-41-4844301

Fax number 27-41-4846792

Email [stats@capewools.co.za](mailto:stats@capewools.co.za)

Website [www.capewools.co.za](http://www.capewools.co.za)

**Market Commentary**

**STRONG COMPETITION BOOSTS MARKET**

Port Elizabeth - Producers who sold at this week's auction sale were in for a surprise when prices rose despite the stronger rand, and Cape Wools' overall indicator ended the day 1,6% up on the previous sale to close at R40,68/kg (clean).

Traders say strong competition from grease wool exporters forced topmakers to pay higher prices in order to get hold of stocks despite the appreciation of the currency, which was expected to exert downward pressure on prices.

The rand has been appreciating over the past two weeks and earlier this week once again broke through the R11-resistance level to trade below R11 to the US\$.

All micron categories experienced price rises, except superfine wools, which were trading at lower levels. Keen competition for 20 and 22 microns saw these categories posting the biggest increases.

A total of 9 706 bales was offered of which 91% changes hands.

Receipts at brokers' stores currently is down 1,6% compared with last season and stand at 43,3 million kg.

Average price movements for good quality long (60 - 95mm) Merino fleeces (spinners' and good topmakers' styles) were as follows: 19 microns were up 1,1% at R62,94/kg, 20 microns rose 4,1% to R58,16/kg, 21 microns gained 2,1% to R56,36/kg, 22 microns were 3,1% dearer at R56,47/kg, 23 microns rose 2,3% to R55,75/kg, 24 microns were up 1,2% at R55,18/kg, and 25 microns closed 2,6% up at R54,95/kg. No sale has been rostered for next week. Sales will resume on 8 May when about 7 000 bales will be offered.

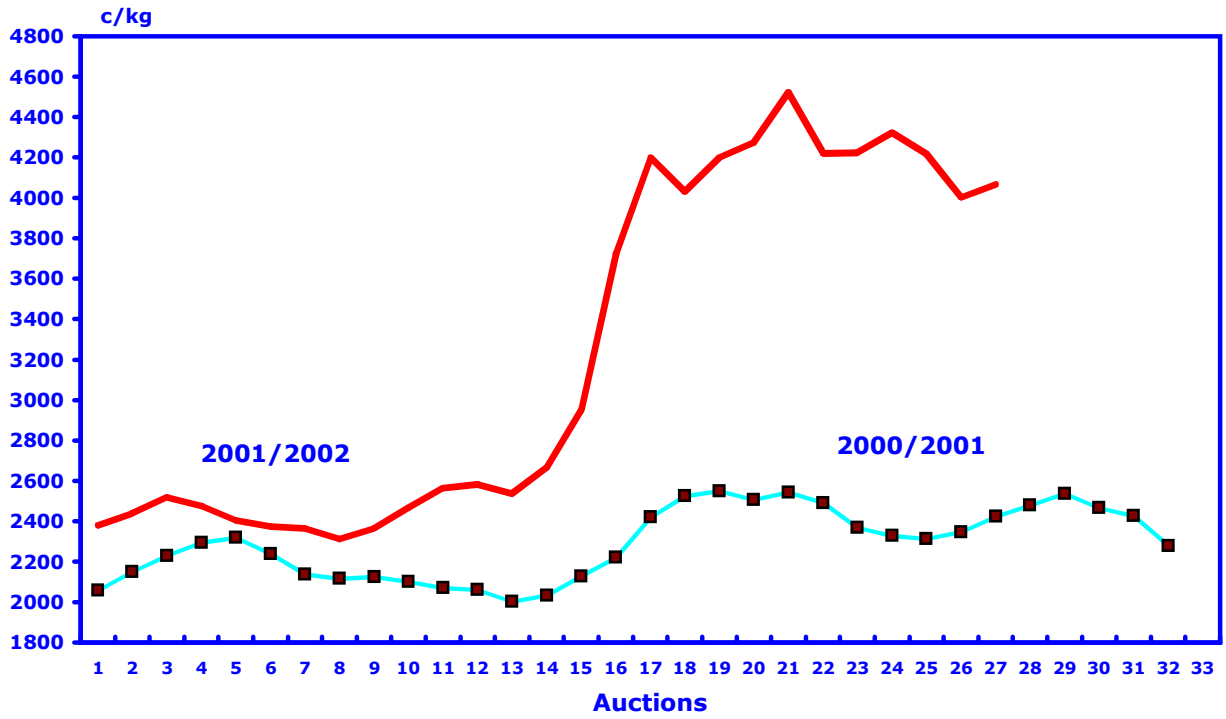
**Auction Analysis**

<b>Composition of Fleece Offerings</b>				<b>Analysis of Offerings</b>					
<b>Description</b>	<b>% This Week</b>	<b>% Prev Week</b>	<b>Description</b>	<b>This Week</b>			<b>Previous Week</b>		
				<b>%</b>	<b>Bales</b>	<b>% Sold</b>	<b>Bales</b>	<b>% Sold</b>	
Long Wool	30.3	34.2	Merino Fleeces	41.0	3 978	99.2	6 220	91.1	
Medium Wool	55.0	51.7	Merino Bellies	7.0	681	90.0	867	95.7	
Short Wool and Locks	14.7	14.1	Merino Lambs	8.8	858	98.5	1 327	84.9	
Fine Wool (<20µ)	5.1	7.9	Merino Locks	6.9	665	97.3	1 025	96.5	
Medium Wool (20 - 22µ)	42.5	42.1	Other	36.3	3 524	95.2	3 673	89.1	
Strong Wool (22 - 24µ)	43.6	40.8	<b>Total</b>		<b>9 706</b>	<b>96.9</b>	<b>13 112</b>	<b>90.6</b>	
Overstrong (24 - 27µ)	8.7	9.2							
<b>Other Indicators</b>				<b>Offerings per Port</b>					
<b>Indicators</b>	<b>This Week</b>	<b>Prev Week</b>	<b>% Change</b>	<b>Ports</b>	<b>This Week (Bales)</b>			<b>Prev Week (Bales)</b>	
					<b>Offered</b>	<b>Sold</b>	<b>% Sold</b>	<b>Offered</b>	<b>Sold</b>
<b>SA Market Indicator</b>	<b>4 068</b>	<b>4 005</b>	<b>1.6</b>	Cape Town	1 754	1 679	95.7	2 632	2 466
AWEX EMI	927	918	1.0	Durban	2 181	2 066	94.7	2 000	1 796
R/US Dollar	10.9250	11.2000	2.5	Port Elizabeth	5 771	5 660	98.1	8 480	7 622
R/A Dollar	5.8858	5.9418	0.9	<b>Total</b>	<b>9 706</b>	<b>9 405</b>	<b>96.9</b>	<b>13 112</b>	<b>11 884</b>
R/Euro	9.7112	9.8683	1.6						
<b>Main Buyers</b>				<b>Receipts 18/04/2002</b>					
<b>Buyers</b>	<b>This Week</b>	<b>Prev Week</b>	<b>% Change</b>	<b>Season to Date (Kg)</b>		<b>Last Season (Kg)</b>		<b>% Change</b>	
				<b>43 313 497</b>	<b>44 023 178</b>	<b>-1.6</b>			
Chargeurs Wool	2629	1674	57.0						
Stucken	1739	1661	4.7						
G Modiano	1378	1853	-25.6						
United Wool	952	1171	-18.7						
Beier Fin	868	999	-13.1						
Fibres Int	860	722	19.1						
STD Wool	548	1549	-64.6						
ADF	431	2090	-79.4						
CPC	0	165	0.0						
				<b>Next Auction</b>					
				<b>Name</b>	<b>Date</b>	<b>Offerings (Bales)</b>			
				S A Wool Exchange	08/05/2002	± 7 000			
				Van Lill Wool Buyers	-	-			
				Saunders et al.	-	-			

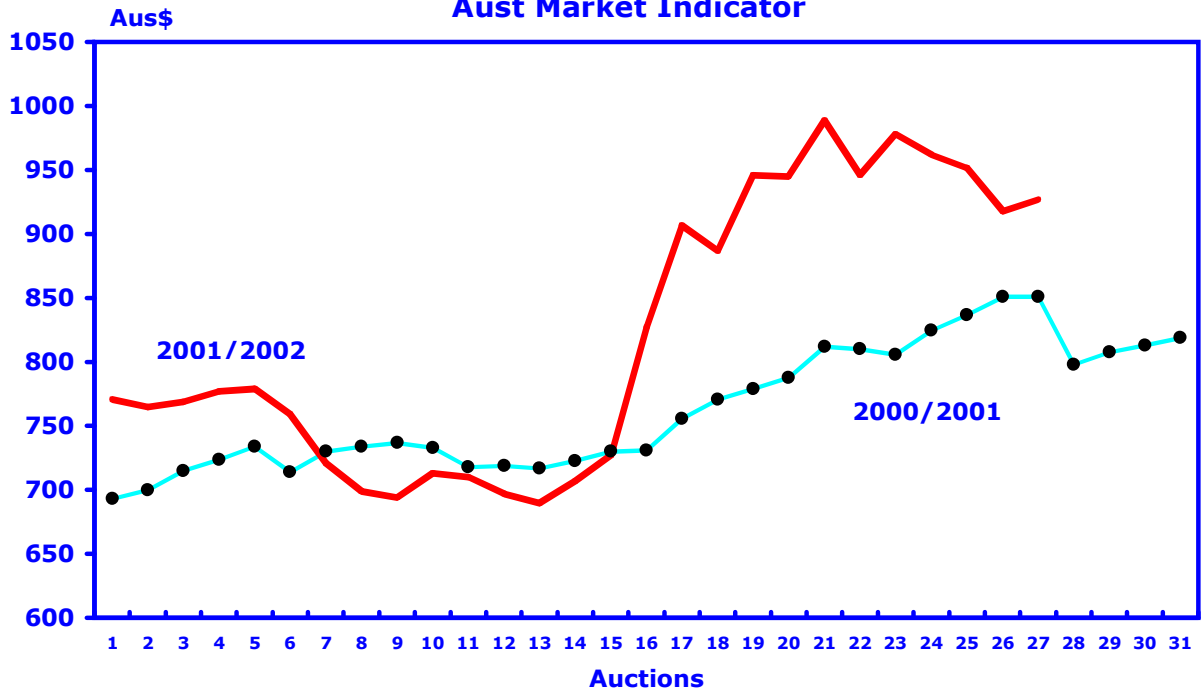
<b>Price Analysis</b>											
<b>Long Merino Fleece Wool (60 - 90mm)</b>											
<b>Spinners, Best and Good Topmakers</b>						<b>Average to Inferior Topmakers</b>					
<b>Micron</b>	<b>Price ( c/kg )</b>		<b>Lots Sold</b>		<b>% Price Change</b>	<b>Micron</b>	<b>Price ( c/kg )</b>		<b>Lots Sold</b>		<b>% Price Change</b>
	<b>This Week</b>	<b>Prev Week</b>	<b>This Week</b>	<b>Prev Week</b>			<b>This Week</b>	<b>Prev Week</b>	<b>This Week</b>	<b>Prev Week</b>	
<18.7µ	6 535	6 960	2	6	-6.1	<18.7µ	5 616	5 940	1	1	-5.4
18.8-19.2µ	6 294	6 222	4	1	1.1	18.8-19.2µ	5 083	6 068	1	2	-16.2
19.3-19.7µ	6 083	5 645	5	10	7.8	19.3-19.7µ	5 985	5 397	1	6	10.9
19.8-20.2µ	5 816	5 588	9	17	4.1	19.8-20.2µ	5 659	5 466	2	5	3.5
20.3-20.7µ	5 635	5 522	5	24	2.0	20.3-20.7µ	5 255	5 386	5	5	-2.4
20.8-21.2µ	5 636	5 521	21	41	2.1	20.8-21.2µ	4 961	5 031	7	8	-1.4
21.3-21.7µ	5 618	5 487	30	52	2.4	21.3-21.7µ	5 253	5 308	14	9	-1.0
21.8-22.2µ	5 647	5 478	31	53	3.1	21.8-22.2µ	5 344	5 406	19	13	-1.1
22.3-22.7µ	5 612	5 481	50	59	2.4	22.3-22.7µ	5 212	5 304	11	10	-1.7
22.8-23.2µ	5 575	5 447	37	54	2.3	22.8-23.2µ	5 232	5 214	6	8	0.4
23.3-23.7µ	5 667	5 420	20	38	4.6	23.3-23.7µ	5 198	5 315	5	3	-2.2
23.8-24.2µ	5 518	5 453	17	35	1.2	23.8-24.2µ	4 609	5 231	3	1	-11.9
24.3-24.7µ	5 473	5 323	13	18	2.8	24.3-24.7µ	0	5 233	0	3	0.0
24.8-25.2µ	5 495	5 356	6	10	2.6	24.8-25.2µ	0	0	0	0	0.0
25.3-25.7µ	5 475	5 371	5	8	1.9	25.3-25.7µ	0	0	0	0	0.0
>25.8µ	5 406	5 205	3	9	3.9	>25.8µ	0	0	0	0	0.0
<b>Medium Merino Fleece Wool (40 - 55mm)</b>											
<b>Spinners, Best and Good Topmakers</b>						<b>Average to Inferior Topmakers</b>					
<b>Micron</b>	<b>Price ( c/kg )</b>		<b>Lots Sold</b>		<b>% Price Change</b>	<b>Micron</b>	<b>Price ( c/kg )</b>		<b>Lots Sold</b>		<b>% Price Change</b>
	<b>This Week</b>	<b>Prev Week</b>	<b>This Week</b>	<b>Prev Week</b>			<b>This Week</b>	<b>Prev Week</b>	<b>This Week</b>	<b>Prev Week</b>	
<18.7µ	5 858	5 529	7	5	6.0	<18.7µ	5 216	5 834	4	3	-10.6
18.8-19.2µ	5 413	5 145	3	11	5.2	18.8-19.2µ	5 223	5 040	1	4	3.6
19.3-19.7µ	5 388	5 148	8	16	4.7	19.3-19.7µ	4 640	4 917	6	4	-5.6
19.8-20.2µ	5 069	5 047	8	20	0.4	19.8-20.2µ	4 990	4 813	3	17	3.7
20.3-20.7µ	5 018	4 997	16	26	0.4	20.3-20.7µ	4 711	4 764	19	9	-1.1
20.8-21.2µ	5 094	4 855	22	40	4.9	20.8-21.2µ	4 787	4 793	17	25	-0.1
21.3-21.7µ	5 108	4 935	32	50	3.5	21.3-21.7µ	4 785	4 748	32	23	0.8
21.8-22.2µ	5 081	4 891	41	50	3.9	21.8-22.2µ	4 808	4 708	26	21	2.1
22.3-22.7µ	5 081	4 869	29	50	4.3	22.3-22.7µ	4 694	4 606	18	10	1.9
22.8-23.2µ	5 052	4 894	32	36	3.2	22.8-23.2µ	4 793	4 536	12	15	5.7
23.3-23.7µ	5 035	4 803	18	24	4.8	23.3-23.7µ	3 810	4 387	2	5	-13.1
23.8-24.2µ	5 161	4 901	12	17	5.3	23.8-24.2µ	4 593	4 534	3	4	1.3
24.3-24.7µ	5 143	4 675	6	11	10.0	24.3-24.7µ	4 896	3 911	2	1	25.2
24.8-25.2µ	4 858	4 570	5	6	6.3	24.8-25.2µ	0	0	0	0	0.0
25.3-25.7µ	4 984	4 408	2	3	13.1	25.3-25.7µ	0	0	0	0	0.0
>25.8µ	0	4 332	0	5	0.0	>25.8µ	0	0	0	0	0.0
<b>Short Merino Fleece Wool (20 - 35mm)</b>											
<b>Spinners, Best and Good Topmakers</b>						<b>Average to Inferior Topmakers</b>					
<b>Micron</b>	<b>Price ( c/kg )</b>		<b>Lots Sold</b>		<b>% Price Change</b>	<b>Micron</b>	<b>Price ( c/kg )</b>		<b>Lots Sold</b>		<b>% Price Change</b>
	<b>This Week</b>	<b>Prev Week</b>	<b>This Week</b>	<b>Prev Week</b>			<b>This Week</b>	<b>Prev Week</b>	<b>This Week</b>	<b>Prev Week</b>	
<18.7µ	0	0	0	0	0.0	<18.7µ	0	4 926	0	1	0.0
18.8-19.2µ	3 841	0	2	0	0.0	18.8-19.2µ	4 365	0	3	0	0.0
19.3-19.7µ	4 347	4 133	3	3	5.2	19.3-19.7µ	0	0	0	0	0.0
19.8-20.2µ	4 296	4 400	3	6	-2.4	19.8-20.2µ	4 586	4 874	1	1	-5.9
20.3-20.7µ	4 534	4 502	2	10	0.7	20.3-20.7µ	3 614	4 364	2	1	-17.2
20.8-21.2µ	4 319	4 429	3	6	-2.5	20.8-21.2µ	4 440	3 319	2	2	33.8
21.3-21.7µ	4 527	4 510	2	2	0.4	21.3-21.7µ	4 497	3 468	4	2	29.6
21.8-22.2µ	4 619	4 292	1	4	7.6	21.8-22.2µ	4 002	4 158	4	5	-3.8
22.3-22.7µ	4 210	4 386	2	5	-4.0	22.3-22.7µ	4 170	4 319	3	1	-3.5
22.8-23.2µ	0	4 034	0	4	0.0	22.8-23.2µ	3 677	0	1	0	0.0
23.3-23.7µ	4 053	4 481	2	3	-9.5	23.3-23.7µ	0	0	0	0	0.0
23.8-24.2µ	0	0	0	0	0.0	23.8-24.2µ	0	0	0	0	0.0
24.3-24.7µ	0	0	0	0	0.0	24.3-24.7µ	0	0	0	0	0.0
24.8-25.2µ	0	0	0	0	0.0	24.8-25.2µ	0	0	0	0	0.0
25.3-25.7µ	0	0	0	0	0.0	25.3-25.7µ	0	0	0	0	0.0
>25.8µ	0	0	0	0	0.0	>25.8µ	0	0	0	0	0.0

<b>Other Types</b>					
<b>Spinners, Best and Good Topmakers</b>					
<b>Micron</b>	<b>Price ( c/kg)</b>		<b>Lots Sold</b>		<b>% Price Change</b>
	<b>This Week</b>	<b>Prev Week</b>	<b>This Week</b>	<b>Prev Week</b>	
Long Lambs (19μ)	6 292	6 384	3	8	-1.5
Long Lambs (20μ)	5 917	5 645	8	7	4.8
Medium Lambs (19μ)	5 278	5 218	4	9	1.1
Medium Lambs (20μ)	5 114	5 003	7	13	2.2
Long Bellies (20μ)	4 823	0	1	1	0.0
Long Bellies (21μ)	0	0	0	0	0.0
Medium Bellies (20μ)	5 077	4 819	1	1	5.4
Medium Bellies (21μ)	4 904	4 752	3	8	3.2
Long Locks (Good Color)	3 627	3 539	8	8	2.5
<b>Other Types</b>					
<b>Average to Inferior Topmakers</b>					
<b>Micron</b>	<b>Price ( c/kg)</b>		<b>Lots Sold</b>		<b>% Price Change</b>
	<b>This Week</b>	<b>Prev Week</b>	<b>This Week</b>	<b>Prev Week</b>	
Long Lambs (19μ)	5 833	5 531	1	3	5.5
Long Lambs (20μ)	0	5 498	0	2	0.0
Medium Lambs (19μ)	5 267	5 011	6	9	5.1
Medium Lambs (20μ)	4 782	4 923	6	7	-2.9
Long Bellies (20μ)	0	0	0	0	0.0
Long Bellies (21μ)	5 108	4 774	1	1	7.0
Medium Bellies (20μ)	4 725	4 721	4	5	0.1
Medium Bellies (21μ)	4 857	4 631	12	21	4.9
Long Locks (Good Color)	2 687	2 907	3	6	-7.6

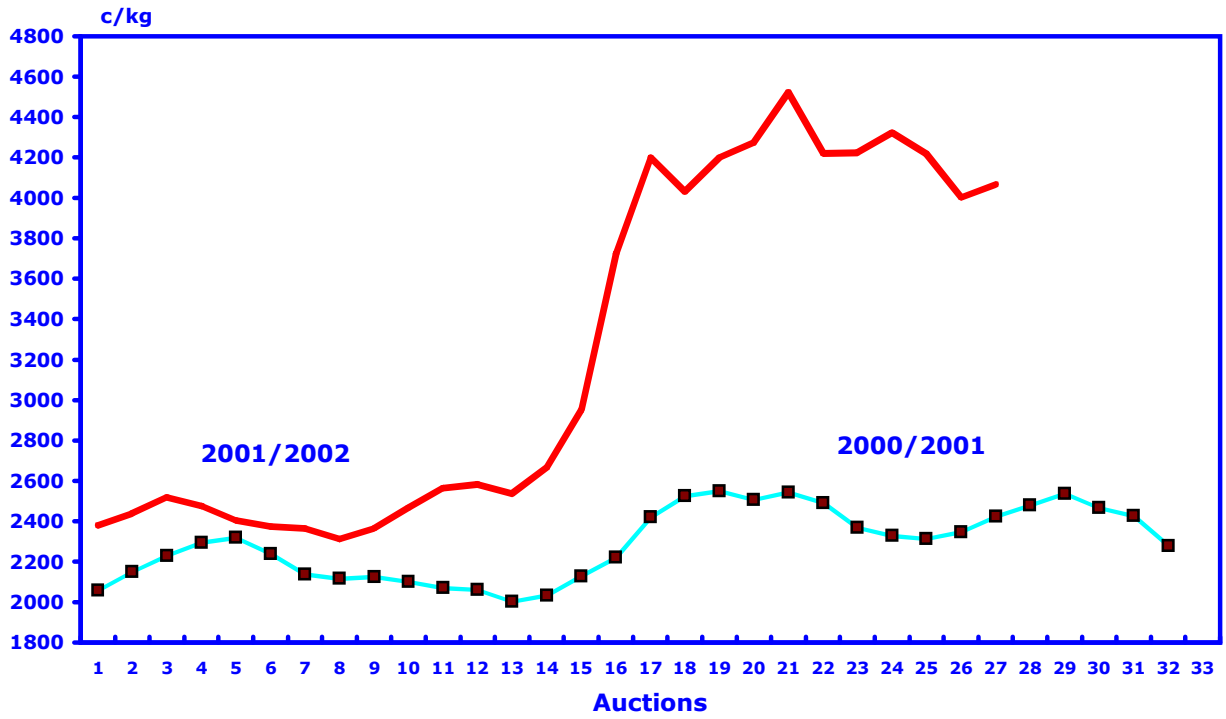
### S.A. Market Indicator



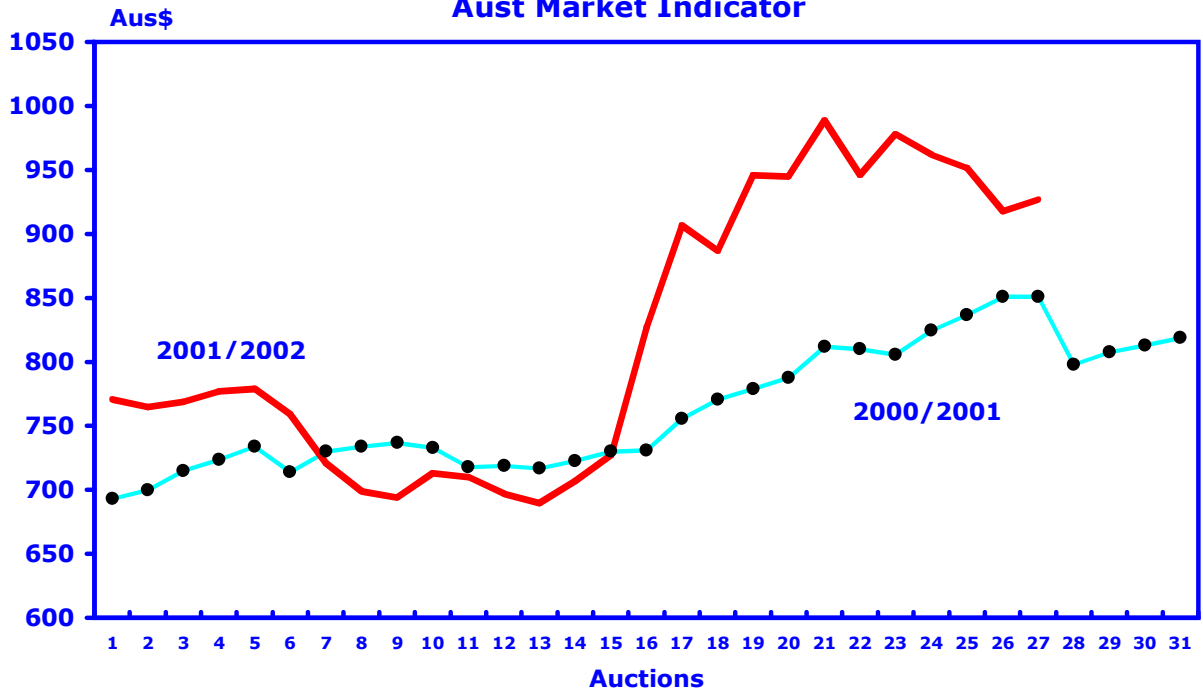
### Aust Market Indicator



### S.A. Market Indicator



### Aust Market Indicator



<b>Other Types</b>					
<b>Spinners, Best and Good Topmakers</b>					
<b>Micron</b>	<b>Price ( c/kg)</b>		<b>Lots Sold</b>		<b>% Price Change</b>
	<b>This Week</b>	<b>Prev Week</b>	<b>This Week</b>	<b>Prev Week</b>	
Long Lambs (19μ)	6 292	6 384	3	8	-1.5
Long Lambs (20μ)	5 917	5 645	8	7	4.8
Medium Lambs (19μ)	5 278	5 218	4	9	1.1
Medium Lambs (20μ)	5 114	5 003	7	13	2.2
Long Bellies (20μ)	4 823	0	1	1	0.0
Long Bellies (21μ)	0	0	0	0	0.0
Medium Bellies (20μ)	5 077	4 819	1	1	5.4
Medium Bellies (21μ)	4 904	4 752	3	8	3.2
Long Locks (Good Color)	3 627	3 539	8	8	2.5
<b>Other Types</b>					
<b>Average to Inferior Topmakers</b>					
<b>Micron</b>	<b>Price ( c/kg)</b>		<b>Lots Sold</b>		<b>% Price Change</b>
	<b>This Week</b>	<b>Prev Week</b>	<b>This Week</b>	<b>Prev Week</b>	
Long Lambs (19μ)	5 833	5 531	1	3	5.5
Long Lambs (20μ)	0	5 498	0	2	0.0
Medium Lambs (19μ)	5 267	5 011	6	9	5.1
Medium Lambs (20μ)	4 782	4 923	6	7	-2.9
Long Bellies (20μ)	0	0	0	0	0.0
Long Bellies (21μ)	5 108	4 774	1	1	7.0
Medium Bellies (20μ)	4 725	4 721	4	5	0.1
Medium Bellies (21μ)	4 857	4 631	12	21	4.9
Long Locks (Good Color)	2 687	2 907	3	6	-7.6

<b>Price Analysis</b>											
<b>Long Merino Fleece Wool (60 - 90mm)</b>											
<b>Spinners, Best and Good Topmakers</b>						<b>Average to Inferior Topmakers</b>					
<b>Micron</b>	<b>Price ( c/kg )</b>		<b>Lots Sold</b>		<b>% Price Change</b>	<b>Micron</b>	<b>Price ( c/kg )</b>		<b>Lots Sold</b>		<b>% Price Change</b>
	<b>This Week</b>	<b>Prev Week</b>	<b>This Week</b>	<b>Prev Week</b>			<b>This Week</b>	<b>Prev Week</b>	<b>This Week</b>	<b>Prev Week</b>	
<18.7µ	6 535	6 960	2	6	-6.1	<18.7µ	5 616	5 940	1	1	-5.4
18.8-19.2µ	6 294	6 222	4	1	1.1	18.8-19.2µ	5 083	6 068	1	2	-16.2
19.3-19.7µ	6 083	5 645	5	10	7.8	19.3-19.7µ	5 985	5 397	1	6	10.9
19.8-20.2µ	5 816	5 588	9	17	4.1	19.8-20.2µ	5 659	5 466	2	5	3.5
20.3-20.7µ	5 635	5 522	5	24	2.0	20.3-20.7µ	5 255	5 386	5	5	-2.4
20.8-21.2µ	5 636	5 521	21	41	2.1	20.8-21.2µ	4 961	5 031	7	8	-1.4
21.3-21.7µ	5 618	5 487	30	52	2.4	21.3-21.7µ	5 253	5 308	14	9	-1.0
21.8-22.2µ	5 647	5 478	31	53	3.1	21.8-22.2µ	5 344	5 406	19	13	-1.1
22.3-22.7µ	5 612	5 481	50	59	2.4	22.3-22.7µ	5 212	5 304	11	10	-1.7
22.8-23.2µ	5 575	5 447	37	54	2.3	22.8-23.2µ	5 232	5 214	6	8	0.4
23.3-23.7µ	5 667	5 420	20	38	4.6	23.3-23.7µ	5 198	5 315	5	3	-2.2
23.8-24.2µ	5 518	5 453	17	35	1.2	23.8-24.2µ	4 609	5 231	3	1	-11.9
24.3-24.7µ	5 473	5 323	13	18	2.8	24.3-24.7µ	0	5 233	0	3	0.0
24.8-25.2µ	5 495	5 356	6	10	2.6	24.8-25.2µ	0	0	0	0	0.0
25.3-25.7µ	5 475	5 371	5	8	1.9	25.3-25.7µ	0	0	0	0	0.0
>25.8µ	5 406	5 205	3	9	3.9	>25.8µ	0	0	0	0	0.0
<b>Medium Merino Fleece Wool (40 - 55mm)</b>											
<b>Spinners, Best and Good Topmakers</b>						<b>Average to Inferior Topmakers</b>					
<b>Micron</b>	<b>Price ( c/kg )</b>		<b>Lots Sold</b>		<b>% Price Change</b>	<b>Micron</b>	<b>Price ( c/kg )</b>		<b>Lots Sold</b>		<b>% Price Change</b>
	<b>This Week</b>	<b>Prev Week</b>	<b>This Week</b>	<b>Prev Week</b>			<b>This Week</b>	<b>Prev Week</b>	<b>This Week</b>	<b>Prev Week</b>	
<18.7µ	5 858	5 529	7	5	6.0	<18.7µ	5 216	5 834	4	3	-10.6
18.8-19.2µ	5 413	5 145	3	11	5.2	18.8-19.2µ	5 223	5 040	1	4	3.6
19.3-19.7µ	5 388	5 148	8	16	4.7	19.3-19.7µ	4 640	4 917	6	4	-5.6
19.8-20.2µ	5 069	5 047	8	20	0.4	19.8-20.2µ	4 990	4 813	3	17	3.7
20.3-20.7µ	5 018	4 997	16	26	0.4	20.3-20.7µ	4 711	4 764	19	9	-1.1
20.8-21.2µ	5 094	4 855	22	40	4.9	20.8-21.2µ	4 787	4 793	17	25	-0.1
21.3-21.7µ	5 108	4 935	32	50	3.5	21.3-21.7µ	4 785	4 748	32	23	0.8
21.8-22.2µ	5 081	4 891	41	50	3.9	21.8-22.2µ	4 808	4 708	26	21	2.1
22.3-22.7µ	5 081	4 869	29	50	4.3	22.3-22.7µ	4 694	4 606	18	10	1.9
22.8-23.2µ	5 052	4 894	32	36	3.2	22.8-23.2µ	4 793	4 536	12	15	5.7
23.3-23.7µ	5 035	4 803	18	24	4.8	23.3-23.7µ	3 810	4 387	2	5	-13.1
23.8-24.2µ	5 161	4 901	12	17	5.3	23.8-24.2µ	4 593	4 534	3	4	1.3
24.3-24.7µ	5 143	4 675	6	11	10.0	24.3-24.7µ	4 896	3 911	2	1	25.2
24.8-25.2µ	4 858	4 570	5	6	6.3	24.8-25.2µ	0	0	0	0	0.0
25.3-25.7µ	4 984	4 408	2	3	13.1	25.3-25.7µ	0	0	0	0	0.0
>25.8µ	0	4 332	0	5	0.0	>25.8µ	0	0	0	0	0.0
<b>Short Merino Fleece Wool (20 - 35mm)</b>											
<b>Spinners, Best and Good Topmakers</b>						<b>Average to Inferior Topmakers</b>					
<b>Micron</b>	<b>Price ( c/kg )</b>		<b>Lots Sold</b>		<b>% Price Change</b>	<b>Micron</b>	<b>Price ( c/kg )</b>		<b>Lots Sold</b>		<b>% Price Change</b>
	<b>This Week</b>	<b>Prev Week</b>	<b>This Week</b>	<b>Prev Week</b>			<b>This Week</b>	<b>Prev Week</b>	<b>This Week</b>	<b>Prev Week</b>	
<18.7µ	0	0	0	0	0.0	<18.7µ	0	4 926	0	1	0.0
18.8-19.2µ	3 841	0	2	0	0.0	18.8-19.2µ	4 365	0	3	0	0.0
19.3-19.7µ	4 347	4 133	3	3	5.2	19.3-19.7µ	0	0	0	0	0.0
19.8-20.2µ	4 296	4 400	3	6	-2.4	19.8-20.2µ	4 586	4 874	1	1	-5.9
20.3-20.7µ	4 534	4 502	2	10	0.7	20.3-20.7µ	3 614	4 364	2	1	-17.2
20.8-21.2µ	4 319	4 429	3	6	-2.5	20.8-21.2µ	4 440	3 319	2	2	33.8
21.3-21.7µ	4 527	4 510	2	2	0.4	21.3-21.7µ	4 497	3 468	4	2	29.6
21.8-22.2µ	4 619	4 292	1	4	7.6	21.8-22.2µ	4 002	4 158	4	5	-3.8
22.3-22.7µ	4 210	4 386	2	5	-4.0	22.3-22.7µ	4 170	4 319	3	1	-3.5
22.8-23.2µ	0	4 034	0	4	0.0	22.8-23.2µ	3 677	0	1	0	0.0
23.3-23.7µ	4 053	4 481	2	3	-9.5	23.3-23.7µ	0	0	0	0	0.0
23.8-24.2µ	0	0	0	0	0.0	23.8-24.2µ	0	0	0	0	0.0
24.3-24.7µ	0	0	0	0	0.0	24.3-24.7µ	0	0	0	0	0.0
24.8-25.2µ	0	0	0	0	0.0	24.8-25.2µ	0	0	0	0	0.0
25.3-25.7µ	0	0	0	0	0.0	25.3-25.7µ	0	0	0	0	0.0
>25.8µ	0	0	0	0	0.0	>25.8µ	0	0	0	0	0.0

**CAPE WOOLS SA**  
**Final Wool Sales Report and Price Summary**

Auction Date **24-Apr-2002**

Catalogue Number **MP27**



Telephone Number 27-41-4844301

Fax number 27-41-4846792

Email [stats@capewools.co.za](mailto:stats@capewools.co.za)

Website [www.capewools.co.za](http://www.capewools.co.za)

**Market Commentary**

**STRONG COMPETITION BOOSTS MARKET**

Port Elizabeth - Producers who sold at this week's auction sale were in for a surprise when prices rose despite the stronger rand, and Cape Wools' overall indicator ended the day 1,6% up on the previous sale to close at R40,68/kg (clean).

Traders say strong competition from grease wool exporters forced topmakers to pay higher prices in order to get hold of stocks despite the appreciation of the currency, which was expected to exert downward pressure on prices.

The rand has been appreciating over the past two weeks and earlier this week once again broke through the R11-resistance level to trade below R11 to the US\$.

All micron categories experienced price rises, except superfine wools, which were trading at lower levels. Keen competition for 20 and 22 microns saw these categories posting the biggest increases.

A total of 9 706 bales was offered of which 91% changes hands.

Receipts at brokers' stores currently is down 1,6% compared with last season and stand at 43,3 million kg.

Average price movements for good quality long (60 - 95mm) Merino fleeces (spinners' and good topmakers' styles) were as follows: 19 microns were up 1,1% at R62,94/kg, 20 microns rose 4,1% to R58,16/kg, 21 microns gained 2,1% to R56,36/kg, 22 microns were 3,1% dearer at R56,47/kg, 23 microns rose 2,3% to R55,75/kg, 24 microns were up 1,2% at R55,18/kg, and 25 microns closed 2,6% up at R54,95/kg. No sale has been rostered for next week. Sales will resume on 8 May when about 7 000 bales will be offered.

**Auction Analysis**

<b>Composition of Fleece Offerings</b>				<b>Analysis of Offerings</b>					
<b>Description</b>	<b>% This Week</b>	<b>% Prev Week</b>	<b>Description</b>	<b>This Week</b>			<b>Previous Week</b>		
				<b>%</b>	<b>Bales</b>	<b>% Sold</b>	<b>Bales</b>	<b>% Sold</b>	
Long Wool	30.3	34.2	Merino Fleeces	41.0	3 978	99.2	6 220	91.1	
Medium Wool	55.0	51.7	Merino Bellies	7.0	681	90.0	867	95.7	
Short Wool and Locks	14.7	14.1	Merino Lambs	8.8	858	98.5	1 327	84.9	
Fine Wool (<20µ)	5.1	7.9	Merino Locks	6.9	665	97.3	1 025	96.5	
Medium Wool (20 - 22µ)	42.5	42.1	Other	36.3	3 524	95.2	3 673	89.1	
Strong Wool (22 - 24µ)	43.6	40.8	<b>Total</b>		<b>9 706</b>	<b>96.9</b>	<b>13 112</b>	<b>90.6</b>	
Overstrong (24 - 27µ)	8.7	9.2							
<b>Other Indicators</b>				<b>Offerings per Port</b>					
<b>Indicators</b>	<b>This Week</b>	<b>Prev Week</b>	<b>% Change</b>	<b>Ports</b>	<b>This Week (Bales)</b>			<b>Prev Week (Bales)</b>	
					<b>Offered</b>	<b>Sold</b>	<b>% Sold</b>	<b>Offered</b>	<b>Sold</b>
<b>SA Market Indicator</b>	<b>4 068</b>	<b>4 005</b>	<b>1.6</b>	Cape Town	1 754	1 679	95.7	2 632	2 466
AWEX EMI	927	918	1.0	Durban	2 181	2 066	94.7	2 000	1 796
R/US Dollar	10.9250	11.2000	2.5	Port Elizabeth	5 771	5 660	98.1	8 480	7 622
R/A Dollar	5.8858	5.9418	0.9	<b>Total</b>	<b>9 706</b>	<b>9 405</b>	<b>96.9</b>	<b>13 112</b>	<b>11 884</b>
R/Euro	9.7112	9.8683	1.6						
<b>Main Buyers</b>				<b>Receipts 18/04/2002</b>					
<b>Buyers</b>	<b>This Week</b>	<b>Prev Week</b>	<b>% Change</b>	<b>Season to Date (Kg)</b>		<b>Last Season (Kg)</b>		<b>% Change</b>	
				<b>43 313 497</b>	<b>44 023 178</b>	<b>-1.6</b>			
Chargeurs Wool	2629	1674	57.0	<b>Next Auction</b>					
Stucken	1739	1661	4.7	<b>Name</b>		<b>Date</b>		<b>Offerings (Bales)</b>	
G Modiano	1378	1853	-25.6	S A Wool Exchange		08/05/2002		± 7 000	
United Wool	952	1171	-18.7	Van Lill Wool Buyers		-		-	
Beier Fin	868	999	-13.1	Saunders et al.		-		-	
Fibres Int	860	722	19.1						
STD Wool	548	1549	-64.6						
ADF	431	2090	-79.4						
CPC	0	165	0.0						