

CAPE WOOLS SA
Final Wool Sales Report and Price Summary

Auction Date **2-Jun-2004**
Catalogue Number **MS30**



Telephone Number 27-41-4844301
Fax number 27-41-4846792
Email stats@capewools.co.za
Website www.capewools.co.za

Market Commentary

STRONG RAND PUNISHES WOOL MARKET

PORT ELIZABETH - The strong rand has once again punished the market at the penultimate sale of the season and prices fell across the board. Cape Wools' market indicator finished the day down 3,3% at R27,22/kg (clean).

The currency broke below R6,40 to the US dollars to its best levels in weeks and also strengthened against other major currencies before weakening slightly. It was considerably stronger than at the previous sale, putting the market under pressure. These levels are a far cry from the opening sale in August 2003 when the rand was trading at R7,32 to the US dollar. The quality of the wool on offer was mixed with some lots, particularly some re-offers, of a good quality while other lots were of medium to inferior quality.

Of the 9 957 bales on offer 87% was sold. Major buyers were Modiano (2 076 bales), Chargeurs Wool (1 835 bales), Stucken (1 362 bales), and SA Wool Exporters (1 051 bales).

Average clean prices for good quality long (75 - 95mm) Merino fleeces (spinners' and good topmakers' styles) were as follows: There were no quotes for 19 microns, 20 microns fell 5,3% to R40,45/kg, 21 microns were 1,6% cheaper at R38,62/kg, 22 microns were down 5,2% at R36,78/kg, 23 microns shed 5% at R34,54/kg, 24 microns were 3,1% cheaper at R33,00, but there were no quotes for 25 microns due to the limited offering.

The final sale will be held on 15 June when approximately 11 000 bales will be offered.

Auction Analysis

Composition of Fleece Offerings			Analysis of Offerings					
Description	% This Week	% Prev Week	Description	This Week			Previous Week	
				%	Bales	% Sold	Bales	% Sold
Long Wool	26.0	19.8	Merino Fleeces	42.9	4 267	86.7	4 549	90.8
Medium Wool	57.7	60.4	Merino Bellies	8.2	819	92.4	770	87.7
Short Wool and Locks	16.3	19.8	Merino Lambs	12.4	1 238	80.3	938	88.3
Fine Wool (<20µ)	19.5	20.9	Merino Locks	7.8	777	90.1	703	95.9
Medium Wool (20 - 22µ)	57.4	55.4	Other	28.7	2 856	87.6	2 498	85.7
Strong Wool (22 - 24µ)	20.9	21.5	Total	100.0	9 957	86.9	9 458	89.3
Overstrong (24 - 27µ)	2.1	2.3						

Other Indicators

Offerings per Port

Indicators	This Week	Prev Week	% Change	Ports	This Week (Bales)			Prev Week (Bales)	
					Offered	Sold	% Sold	Offered	Sold
SA Market Indicator	2 722	2 814	-3.3	Cape Town	1 194	925	77.5	1 072	965
AWEX EMI	804	802	0.2	Durban	1 042	882	84.6	1 391	1 302
R/US Dollar	6.3650	6.7500	5.7	Port Elizabeth	7 721	6 846	88.7	6 995	6 183
R/A Dollar	4.5106	4.6948	3.9	Total	9 957	8 653	86.9	9 458	8 450
R/Euro	7.8162	8.0838	3.3						

Main Buyers

Receipts 28/05/2004

Buyers	This Week	% of Sale	To Date *	Season to Date (Kg)	Last Season (Kg)	% Change
G Modiano	2 076	24.0	68 252	45 861 235	43 303 038	5.9
Chargeurs Wool	1 835	21.2	53 569	Next Auction		
Stucken	1 362	15.7	46 287	Name	Date	Offerings (Bales)
SA Wool Exp	1 051	12.1	17 613	S A Wool Exchange	15/06/2004	± 10 000
Beier Fin	971	11.2	22 883	Van Lill Wool Buyers	14/06/2004	± 700
United Wool	686	7.9	27 164	Saunders et al.	14/06/2004	± 200
ADF	642	7.4	22 901	Lanata	14/06/2004	± 450
Fibres Int	30	0.3	11 940			
CPC	0	0.0	369			

* Including Aftersales up to 31/05/2004

Price Analysis											
Long Merino Fleece Wool (75 - 95mm)											
Spinners, Best and Good Topmakers						Average to Inferior Topmakers					
Micron	Price (c/kg)		Lots Sold		% Price Change	Micron	Price (c/kg)		Lots Sold		% Price Change
	This Week	Prev Week	This Week	Prev Week			This Week	Prev Week	This Week	Prev Week	
<18.7µ *	0	0	0	0	0.0	<18.7µ	0	0	0	0	0.0
18.8-19.2µ	4 393	0	1	0	0.0	18.8-19.2µ	0	4 274	0	1	0.0
19.3-19.7µ	4 174	4 429	3	1	-5.8	19.3-19.7µ	0	0	0	0	0.0
19.8-20.2µ	4 045	4 270	9	5	-5.3	19.8-20.2µ	0	0	0	0	0.0
20.3-20.7µ	3 942	4 076	11	4	-3.3	20.3-20.7µ	0	4 106	0	1	0.0
20.8-21.2µ	3 862	3 924	8	6	-1.6	20.8-21.2µ	0	0	0	0	0.0
21.3-21.7µ	3 770	3 919	9	7	-3.8	21.3-21.7µ	3 247	3 607	2	1	-10.0
21.8-22.2µ	3 678	3 882	10	5	-5.2	21.8-22.2µ	0	0	0	0	0.0
22.3-22.7µ	3 543	3 777	10	3	-6.2	22.3-22.7µ	0	0	0	0	0.0
22.8-23.2µ	3 454	3 637	4	9	-5.0	22.8-23.2µ	3 441	0	2	0	0.0
23.3-23.7µ	3 365	3 484	6	1	-3.4	23.3-23.7µ	0	0	0	0	0.0
23.8-24.2µ	3 300	3 405	2	5	-3.1	23.8-24.2µ	0	3 028	0	1	0.0
24.3-24.7µ	0	3 360	0	1	0.0	24.3-24.7µ	0	0	0	0	0.0
24.8-25.2µ	3 099	0	3	0	0.0	24.8-25.2µ	0	0	0	0	0.0
25.3-25.7µ	2 947	3 167	1	1	-7.0	25.3-25.7µ	0	0	0	0	0.0
>25.8µ	0	0	0	0	0.0	>25.8µ	0	0	0	0	0.0
Medium to Long Merino Fleece Wool (60 - 70mm)											
Spinners, Best and Good Topmakers						Average to Inferior Topmakers					
Micron	Price (c/kg)		Lots Sold		% Price Change	Micron	Price (c/kg)		Lots Sold		% Price Change
	This Week	Prev Week	This Week	Prev Week			This Week	Prev Week	This Week	Prev Week	
<18.7µ *	0	0	0	0	0.0	<18.7µ	0	0	0	0	0.0
18.8-19.2µ	4 108	4 426	4	11	-7.2	18.8-19.2µ	3 975	4 228	1	5	-6.0
19.3-19.7µ	4 107	4 245	18	13	-3.2	19.3-19.7µ	3 871	4 036	3	8	-4.1
19.8-20.2µ	3 939	4 047	29	26	-2.7	19.8-20.2µ	3 795	4 081	6	3	-7.0
20.3-20.7µ	3 841	3 996	35	16	-3.9	20.3-20.7µ	3 541	3 523	13	7	0.5
20.8-21.2µ	3 750	3 883	33	34	-3.4	20.8-21.2µ	3 691	3 751	9	12	-1.6
21.3-21.7µ	3 682	3 873	34	46	-4.9	21.3-21.7µ	3 424	3 711	13	7	-7.7
21.8-22.2µ	3 594	3 792	29	27	-5.2	21.8-22.2µ	3 459	3 622	12	8	-4.5
22.3-22.7µ	3 493	3 719	32	31	-6.1	22.3-22.7µ	3 313	3 537	9	3	-6.3
22.8-23.2µ	3 374	3 624	12	17	-6.9	22.8-23.2µ	3 347	3 476	1	1	-3.7
23.3-23.7µ	3 295	3 436	8	12	-4.1	23.3-23.7µ	3 021	3 299	2	2	-8.4
23.8-24.2µ	3 242	3 382	8	4	-4.1	23.8-24.2µ	3 029	3 282	1	1	-7.7
24.3-24.7µ	3 048	3 264	7	3	-6.6	24.3-24.7µ	0	0	0	0	0.0
24.8-25.2µ	2 985	3 074	1	4	-2.9	24.8-25.2µ	0	0	0	0	0.0
25.3-25.7µ	2 973	3 039	1	4	-2.2	25.3-25.7µ	0	0	0	0	0.0
>25.8µ	2 835	2 144	2	1	**	>25.8µ	0	0	0	0	0.0

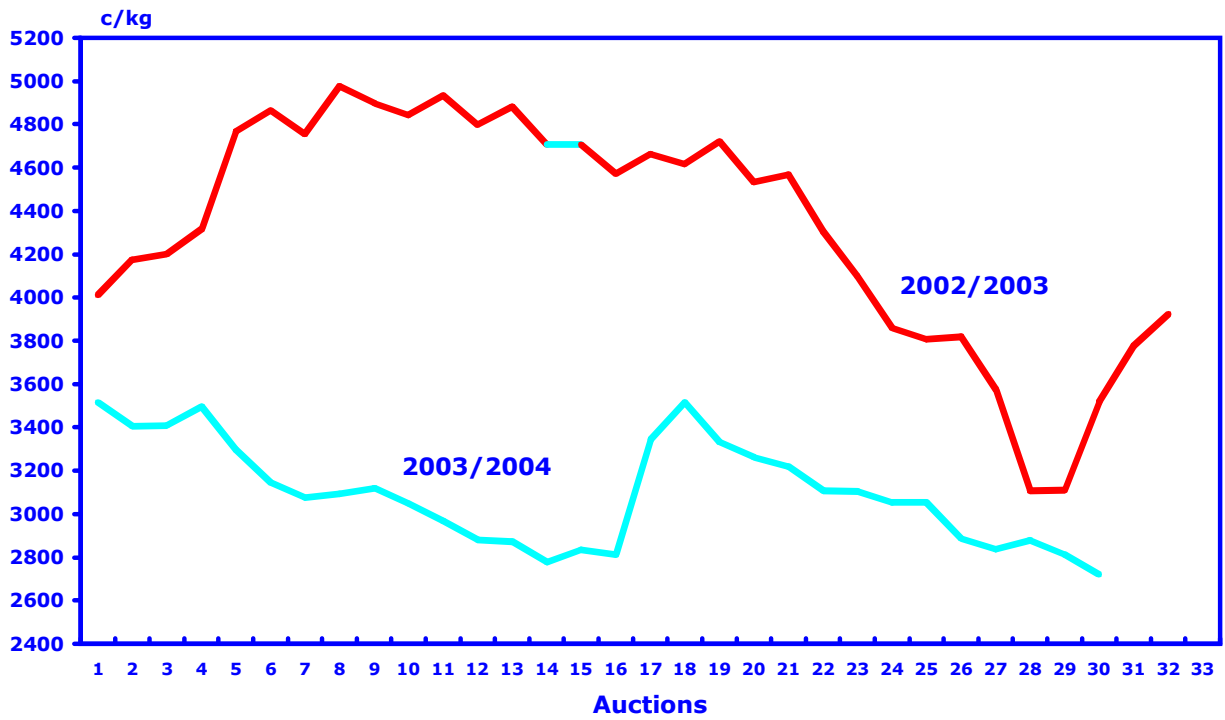
* Available on Request ** Insufficient quantities to quote reliable price movements

Price Analysis											
Medium Merino Fleece Wool (40 - 55mm)											
Spinners, Best and Good Topmakers						Average to Inferior Topmakers					
Micron	Price (c/kg)		Lots Sold		% Price Change	Micron	Price (c/kg)		Lots Sold		% Price Change
	This Week	Prev Week	This Week	Prev Week			This Week	Prev Week	This Week	Prev Week	
<18.7µ	0	0	0	0	0.0	<18.7µ	0	0	0	0	0.0
18.8-19.2µ	3 991	3 834	7	11	4.1	18.8-19.2µ	3 701	3 753	5	11	-1.4
19.3-19.7µ	3 771	3 720	21	24	1.4	19.3-19.7µ	3 756	3 816	5	15	-1.6
19.8-20.2µ	3 491	3 634	40	26	-3.9	19.8-20.2µ	3 237	3 477	14	17	-6.9
20.3-20.7µ	3 524	3 582	32	28	-1.6	20.3-20.7µ	3 373	3 454	17	23	-2.4
20.8-21.2µ	3 381	3 505	34	34	-3.5	20.8-21.2µ	3 243	3 400	20	18	-4.6
21.3-21.7µ	3 322	3 508	48	37	-5.3	21.3-21.7µ	3 210	3 361	18	15	-4.5
21.8-22.2µ	3 290	3 438	21	28	-4.3	21.8-22.2µ	2 844	3 319	16	12	**
22.3-22.7µ	3 254	3 326	20	16	-2.2	22.3-22.7µ	3 079	3 007	12	12	2.4
22.8-23.2µ	3 173	3 300	9	17	-3.8	22.8-23.2µ	3 060	2 940	6	6	4.1
23.3-23.7µ	2 975	3 256	6	6	-8.6	23.3-23.7µ	2 836	2 795	3	2	1.5
23.8-24.2µ	2 966	2 981	6	3	-0.5	23.8-24.2µ	2 449	3 113	1	2	**
24.3-24.7µ	2 875	2 918	1	4	-1.5	24.3-24.7µ	2 704	2 581	1	1	4.8
24.8-25.2µ	0	0	0	0	0.0	24.8-25.2µ	0	0	0	0	0.0
25.3-25.7µ	0	2 767	0	1	0.0	25.3-25.7µ	0	0	0	0	0.0
>25.8µ	0	0	0	0	0.0	>25.8µ	0	0	0	0	0.0
Short Merino Fleece Wool (20 - 35mm)											
Spinners, Best and Good Topmakers						Average to Inferior Topmakers					
Micron	Price (c/kg)		Lots Sold		% Price Change	Micron	Price (c/kg)		Lots Sold		% Price Change
	This Week	Prev Week	This Week	Prev Week			This Week	Prev Week	This Week	Prev Week	
<18.7µ	0	0	0	0	0.0	<18.7µ	0	0	0	0	0.0
18.8-19.2µ	2 831	2 257	4	1	**	18.8-19.2µ	3 157	2 053	1	1	**
19.3-19.7µ	2 998	0	2	0	0.0	19.3-19.7µ	0	3 108	0	1	0.0
19.8-20.2µ	2 967	3 039	4	2	-2.4	19.8-20.2µ	3 091	1 555	1	1	**
20.3-20.7µ	3 061	2 458	2	2	**	20.3-20.7µ	2 415	0	1	0	0.0
20.8-21.2µ	2 863	3 125	2	1	-8.4	20.8-21.2µ	0	0	0	0	0.0
21.3-21.7µ	1 578	3 156	1	2	**	21.3-21.7µ	0	2 394	0	2	0.0
21.8-22.2µ	1 712	2 244	1	1	**	21.8-22.2µ	2 380	0	2	0	0.0
22.3-22.7µ	0	2 755	0	2	0.0	22.3-22.7µ	0	0	0	0	0.0
22.8-23.2µ	0	0	0	0	0.0	22.8-23.2µ	0	2 828	0	1	0.0
23.3-23.7µ	0	2 951	0	1	0.0	23.3-23.7µ	2 256	0	1	0	0.0
23.8-24.2µ	0	0	0	0	0.0	23.8-24.2µ	0	0	0	0	0.0
24.3-24.7µ	0	0	0	0	0.0	24.3-24.7µ	0	0	0	0	0.0
24.8-25.2µ	0	0	0	0	0.0	24.8-25.2µ	0	0	0	0	0.0
25.3-25.7µ	0	0	0	0	0.0	25.3-25.7µ	0	0	0	0	0.0
>25.8µ	0	0	0	0	0.0	>25.8µ	0	0	0	0	0.0

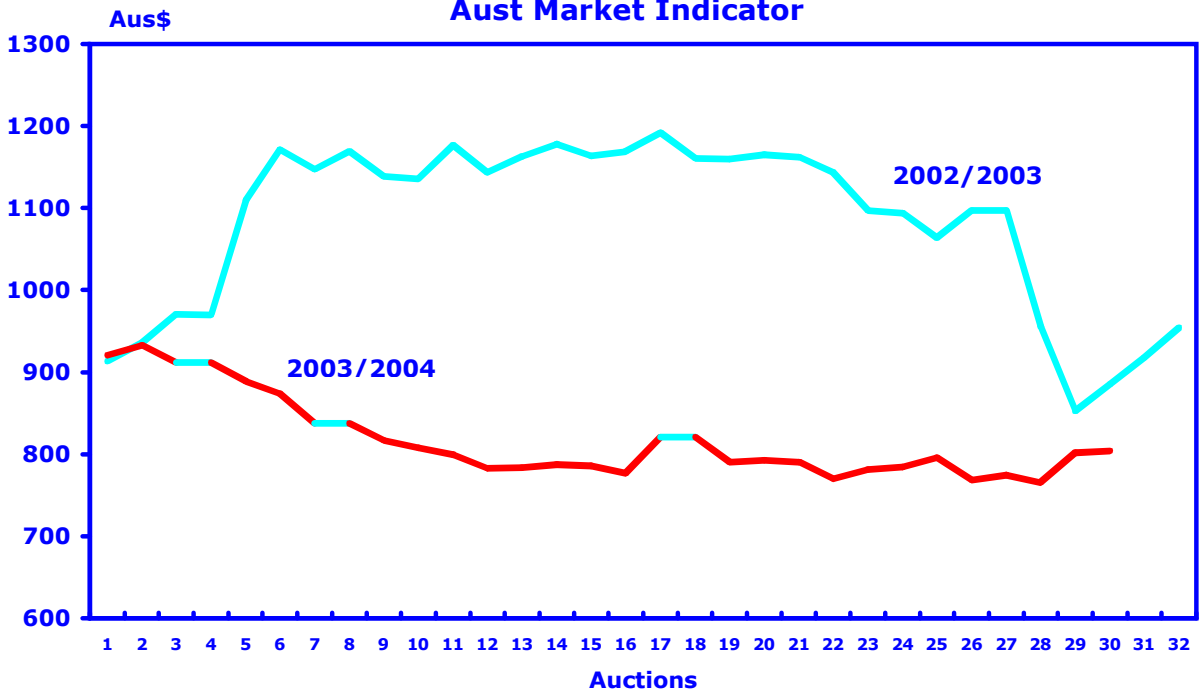
* Available on Request ** Insufficient quantities to quote reliable price movements

Other Types					
Spinners, Best and Good Topmakers					
Micron	Price (c/kg)		Lots Sold		% Price Change
	This Week	Prev Week	This Week	Prev Week	
Long Lambs (19μ)	4 355	4 459	6	8	-2.3
Long Lambs (20μ)	4 020	4 172	1	4	-3.6
Medium Lambs (19μ)	3 874	3 845	8	15	0.8
Medium Lambs (20μ)	3 575	3 769	9	6	-5.1
Long Bellies (20μ)	0	3 624	0	3	0.0
Long Bellies (21μ)	0	3 521	0	1	0.0
Medium Bellies (20μ)	3 460	3 566	3	3	-3.0
Medium Bellies (21μ)	0	0	0	0	0.0
Long Locks (Good Color)	2 132	2 424	9	10	-12.1
Other Types					
Average to Inferior Topmakers					
Micron	Price (c/kg)		Lots Sold		% Price Change
	This Week	Prev Week	This Week	Prev Week	
Long Lambs (19μ)	4 214	0	1	0	0.0
Long Lambs (20μ)	0	4 017	0	2	0.0
Medium Lambs (19μ)	3 628	3 977	8	2	-8.8
Medium Lambs (20μ)	3 310	3 532	4	5	-6.3
Long Bellies (20μ)	3 493	3 438	2	1	1.6
Long Bellies (21μ)	3 426	3 606	3	1	-5.0
Medium Bellies (20μ)	3 195	3 446	11	7	-7.3
Medium Bellies (21μ)	3 032	3 226	4	7	-6.0
Long Locks (Stain)	1 933	2 148	5	10	-10.0

S.A. Market Indicator



Aust Market Indicator



CAPE WOOLS SA
Final Wool Sales Report and Price Summary

Auction Date **2-Jun-2004**
Catalogue Number **MS30**



Telephone Number 27-41-4844301
Fax number 27-41-4846792
Email stats@capewools.co.za
Website www.capewools.co.za

Market Commentary

STRONG RAND PUNISHES WOOL MARKET

PORT ELIZABETH - The strong rand has once again punished the market at the penultimate sale of the season and prices fell across the board. Cape Wools' market indicator finished the day down 3,3% at R27,22/kg (clean).

The currency broke below R6,40 to the US dollars to its best levels in weeks and also strengthened against other major currencies before weakening slightly. It was considerably stronger than at the previous sale, putting the market under pressure. These levels are a far cry from the opening sale in August 2003 when the rand was trading at R7,32 to the US dollar. The quality of the wool on offer was mixed with some lots, particularly some re-offers, of a good quality while other lots were of medium to inferior quality.

Of the 9 957 bales on offer 87% was sold. Major buyers were Modiano (2 076 bales), Chargeurs Wool (1 835 bales), Stucken (1 362 bales), and SA Wool Exporters (1 051 bales).

Average clean prices for good quality long (75 - 95mm) Merino fleeces (spinners' and good topmakers' styles) were as follows: There were no quotes for 19 microns, 20 microns fell 5,3% to R40,45/kg, 21 microns were 1,6% cheaper at R38,62/kg, 22 microns were down 5,2% at R36,78/kg, 23 microns shed 5% at R34,54/kg, 24 microns were 3,1% cheaper at R33,00, but there were no quotes for 25 microns due to the limited offering.

The final sale will be held on 15 June when approximately 11 000 bales will be offered.

Auction Analysis

Composition of Fleece Offerings			Analysis of Offerings					
Description	% This Week	% Prev Week	Description	This Week			Previous Week	
				%	Bales	% Sold	Bales	% Sold
Long Wool	26.0	19.8	Merino Fleeces	42.9	4 267	86.7	4 549	90.8
Medium Wool	57.7	60.4	Merino Bellies	8.2	819	92.4	770	87.7
Short Wool and Locks	16.3	19.8	Merino Lambs	12.4	1 238	80.3	938	88.3
Fine Wool (<20µ)	19.5	20.9	Merino Locks	7.8	777	90.1	703	95.9
Medium Wool (20 - 22µ)	57.4	55.4	Other	28.7	2 856	87.6	2 498	85.7
Strong Wool (22 - 24µ)	20.9	21.5	Total	100.0	9 957	86.9	9 458	89.3
Overstrong (24 - 27µ)	2.1	2.3						

Other Indicators

Offerings per Port

Indicators	This Week	Prev Week	% Change	Ports	This Week (Bales)			Prev Week (Bales)	
					Offered	Sold	% Sold	Offered	Sold
SA Market Indicator	2 722	2 814	-3.3	Cape Town	1 194	925	77.5	1 072	965
AWEX EMI	804	802	0.2	Durban	1 042	882	84.6	1 391	1 302
R/US Dollar	6.3650	6.7500	5.7	Port Elizabeth	7 721	6 846	88.7	6 995	6 183
R/A Dollar	4.5106	4.6948	3.9	Total	9 957	8 653	86.9	9 458	8 450
R/Euro	7.8162	8.0838	3.3						

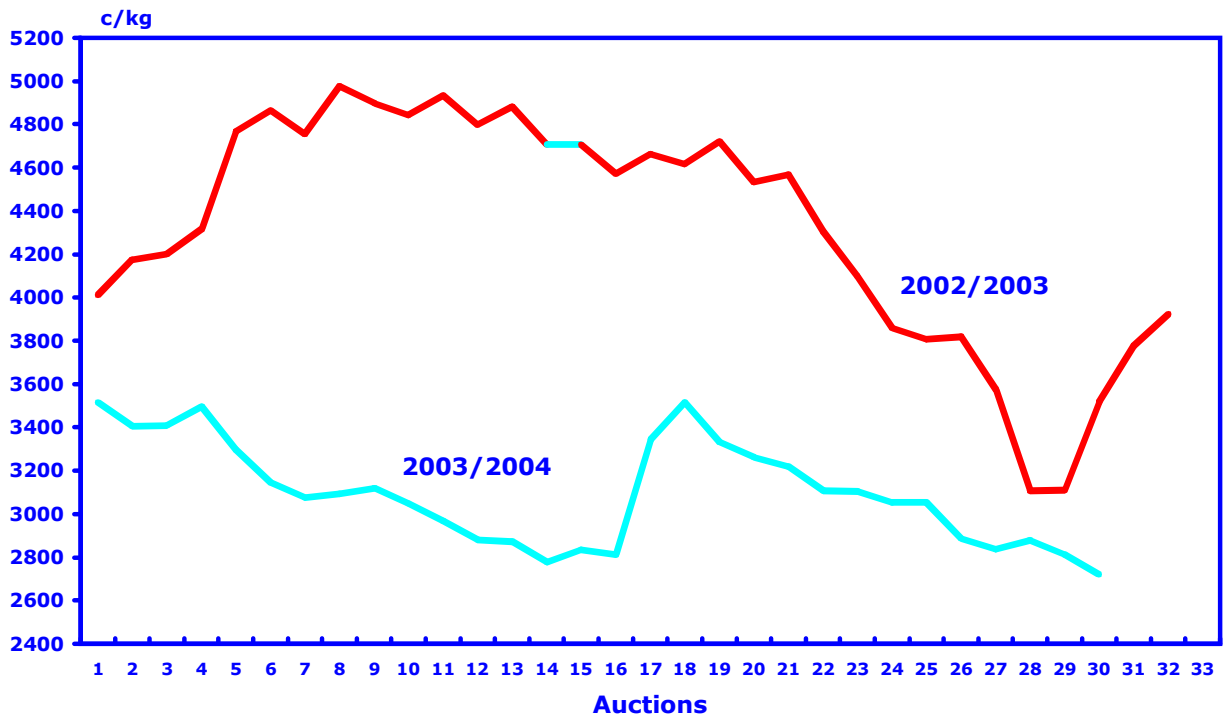
Main Buyers

Receipts 28/05/2004

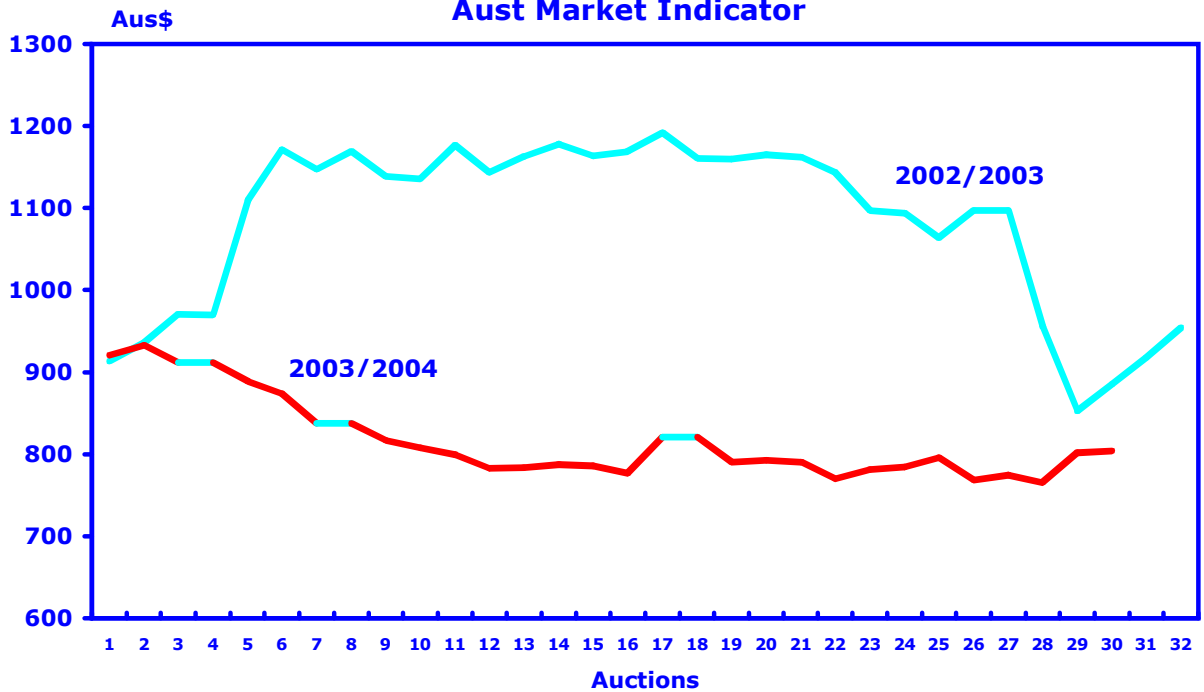
Buyers	This Week	% of Sale	To Date *	Season to Date (Kg)		% Change
				Season to Date (Kg)	Last Season (Kg)	
G Modiano	2 076	24.0	68 252	45 861 235	43 303 038	5.9
Chargeurs Wool	1 835	21.2	53 569	Next Auction		
Stucken	1 362	15.7	46 287	Name	Date	Offerings (Bales)
SA Wool Exp	1 051	12.1	17 613	S A Wool Exchange	15/06/2004	± 10 000
Beier Fin	971	11.2	22 883	Van Lill Wool Buyers	14/06/2004	± 700
United Wool	686	7.9	27 164	Saunders et al.	14/06/2004	± 200
ADF	642	7.4	22 901	Lanata	14/06/2004	± 450
Fibres Int	30	0.3	11 940			
CPC	0	0.0	369			

* Including Aftersales up to 31/05/2004

S.A. Market Indicator



Aust Market Indicator



CAPE WOOLS SA
Final Wool Sales Report and Price Summary

Auction Date **2-Jun-2004**

Catalogue Number **MS30**



Telephone Number 27-41-4844301
Fax number 27-41-4846792
Email stats@capewools.co.za
Website www.capewools.co.za

Market Commentary

STRONG RAND PUNISHES WOOL MARKET

PORT ELIZABETH - The strong rand has once again punished the market at the penultimate sale of the season and prices fell across the board. Cape Wools' market indicator finished the day down 3,3% at R27,22/kg (clean).

The currency broke below R6,40 to the US dollars to its best levels in weeks and also strengthened against other major currencies before weakening slightly. It was considerably stronger than at the previous sale, putting the market under pressure. These levels are a far cry from the opening sale in August 2003 when the rand was trading at R7,32 to the US dollar. The quality of the wool on offer was mixed with some lots, particularly some re-offers, of a good quality while other lots were of medium to inferior quality.

Of the 9 957 bales on offer 87% was sold. Major buyers were Modiano (2 076 bales), Chargeurs Wool (1 835 bales), Stucken (1 362 bales), and SA Wool Exporters (1 051 bales).

Average clean prices for good quality long (75 - 95mm) Merino fleeces (spinners' and good topmakers' styles) were as follows: There were no quotes for 19 microns, 20 microns fell 5,3% to R40,45/kg, 21 microns were 1,6% cheaper at R38,62/kg, 22 microns were down 5,2% at R36,78/kg, 23 microns shed 5% at R34,54/kg, 24 microns were 3,1% cheaper at R33,00, but there were no quotes for 25 microns due to the limited offering.

The final sale will be held on 15 June when approximately 11 000 bales will be offered.

Auction Analysis

Composition of Fleece Offerings			Analysis of Offerings					
Description	% This Week	% Prev Week	Description	This Week			Previous Week	
				%	Bales	% Sold	Bales	% Sold
Long Wool	26.0	19.8	Merino Fleeces	42.9	4 267	86.7	4 549	90.8
Medium Wool	57.7	60.4	Merino Bellies	8.2	819	92.4	770	87.7
Short Wool and Locks	16.3	19.8	Merino Lambs	12.4	1 238	80.3	938	88.3
Fine Wool (<20µ)	19.5	20.9	Merino Locks	7.8	777	90.1	703	95.9
Medium Wool (20 - 22µ)	57.4	55.4	Other	28.7	2 856	87.6	2 498	85.7
Strong Wool (22 - 24µ)	20.9	21.5	Total	100.0	9 957	86.9	9 458	89.3
Overstrong (24 - 27µ)	2.1	2.3						

Other Indicators

Offerings per Port

Indicators	This Week	Prev Week	% Change	Ports	This Week (Bales)			Prev Week (Bales)	
					Offered	Sold	% Sold	Offered	Sold
SA Market Indicator	2 722	2 814	-3.3	Cape Town	1 194	925	77.5	1 072	965
AWEX EMI	804	802	0.2	Durban	1 042	882	84.6	1 391	1 302
R/US Dollar	6.3650	6.7500	5.7	Port Elizabeth	7 721	6 846	88.7	6 995	6 183
R/A Dollar	4.5106	4.6948	3.9	Total	9 957	8 653	86.9	9 458	8 450
R/Euro	7.8162	8.0838	3.3						

Main Buyers

Receipts 28/05/2004

Buyers	This Week	% of Sale	To Date *	Season to Date (Kg)		% Change
				Season to Date (Kg)	Last Season (Kg)	
G Modiano	2 076	24.0	68 252	45 861 235	43 303 038	5.9
Chargeurs Wool	1 835	21.2	53 569	Next Auction		
Stucken	1 362	15.7	46 287	Name	Date	Offerings (Bales)
SA Wool Exp	1 051	12.1	17 613	S A Wool Exchange	15/06/2004	± 10 000
Beier Fin	971	11.2	22 883	Van Lill Wool Buyers	14/06/2004	± 700
United Wool	686	7.9	27 164	Saunders et al.	14/06/2004	± 200
ADF	642	7.4	22 901	Lanata	14/06/2004	± 450
Fibres Int	30	0.3	11 940			
CPC	0	0.0	369			

* Including Aftersales up to 31/05/2004

Other Types					
Spinners, Best and Good Topmakers					
Micron	Price (c/kg)		Lots Sold		% Price Change
	This Week	Prev Week	This Week	Prev Week	
Long Lambs (19μ)	4 355	4 459	6	8	-2.3
Long Lambs (20μ)	4 020	4 172	1	4	-3.6
Medium Lambs (19μ)	3 874	3 845	8	15	0.8
Medium Lambs (20μ)	3 575	3 769	9	6	-5.1
Long Bellies (20μ)	0	3 624	0	3	0.0
Long Bellies (21μ)	0	3 521	0	1	0.0
Medium Bellies (20μ)	3 460	3 566	3	3	-3.0
Medium Bellies (21μ)	0	0	0	0	0.0
Long Locks (Good Color)	2 132	2 424	9	10	-12.1
Other Types					
Average to Inferior Topmakers					
Micron	Price (c/kg)		Lots Sold		% Price Change
	This Week	Prev Week	This Week	Prev Week	
Long Lambs (19μ)	4 214	0	1	0	0.0
Long Lambs (20μ)	0	4 017	0	2	0.0
Medium Lambs (19μ)	3 628	3 977	8	2	-8.8
Medium Lambs (20μ)	3 310	3 532	4	5	-6.3
Long Bellies (20μ)	3 493	3 438	2	1	1.6
Long Bellies (21μ)	3 426	3 606	3	1	-5.0
Medium Bellies (20μ)	3 195	3 446	11	7	-7.3
Medium Bellies (21μ)	3 032	3 226	4	7	-6.0
Long Locks (Stain)	1 933	2 148	5	10	-10.0

Price Analysis											
Long Merino Fleece Wool (75 - 95mm)											
Spinners, Best and Good Topmakers						Average to Inferior Topmakers					
Micron	Price (c/kg)		Lots Sold		% Price Change	Micron	Price (c/kg)		Lots Sold		% Price Change
	This Week	Prev Week	This Week	Prev Week			This Week	Prev Week	This Week	Prev Week	
<18.7µ *	0	0	0	0	0.0	<18.7µ	0	0	0	0	0.0
18.8-19.2µ	4 393	0	1	0	0.0	18.8-19.2µ	0	4 274	0	1	0.0
19.3-19.7µ	4 174	4 429	3	1	-5.8	19.3-19.7µ	0	0	0	0	0.0
19.8-20.2µ	4 045	4 270	9	5	-5.3	19.8-20.2µ	0	0	0	0	0.0
20.3-20.7µ	3 942	4 076	11	4	-3.3	20.3-20.7µ	0	4 106	0	1	0.0
20.8-21.2µ	3 862	3 924	8	6	-1.6	20.8-21.2µ	0	0	0	0	0.0
21.3-21.7µ	3 770	3 919	9	7	-3.8	21.3-21.7µ	3 247	3 607	2	1	-10.0
21.8-22.2µ	3 678	3 882	10	5	-5.2	21.8-22.2µ	0	0	0	0	0.0
22.3-22.7µ	3 543	3 777	10	3	-6.2	22.3-22.7µ	0	0	0	0	0.0
22.8-23.2µ	3 454	3 637	4	9	-5.0	22.8-23.2µ	3 441	0	2	0	0.0
23.3-23.7µ	3 365	3 484	6	1	-3.4	23.3-23.7µ	0	0	0	0	0.0
23.8-24.2µ	3 300	3 405	2	5	-3.1	23.8-24.2µ	0	3 028	0	1	0.0
24.3-24.7µ	0	3 360	0	1	0.0	24.3-24.7µ	0	0	0	0	0.0
24.8-25.2µ	3 099	0	3	0	0.0	24.8-25.2µ	0	0	0	0	0.0
25.3-25.7µ	2 947	3 167	1	1	-7.0	25.3-25.7µ	0	0	0	0	0.0
>25.8µ	0	0	0	0	0.0	>25.8µ	0	0	0	0	0.0
Medium to Long Merino Fleece Wool (60 - 70mm)											
Spinners, Best and Good Topmakers						Average to Inferior Topmakers					
Micron	Price (c/kg)		Lots Sold		% Price Change	Micron	Price (c/kg)		Lots Sold		% Price Change
	This Week	Prev Week	This Week	Prev Week			This Week	Prev Week	This Week	Prev Week	
<18.7µ *	0	0	0	0	0.0	<18.7µ	0	0	0	0	0.0
18.8-19.2µ	4 108	4 426	4	11	-7.2	18.8-19.2µ	3 975	4 228	1	5	-6.0
19.3-19.7µ	4 107	4 245	18	13	-3.2	19.3-19.7µ	3 871	4 036	3	8	-4.1
19.8-20.2µ	3 939	4 047	29	26	-2.7	19.8-20.2µ	3 795	4 081	6	3	-7.0
20.3-20.7µ	3 841	3 996	35	16	-3.9	20.3-20.7µ	3 541	3 523	13	7	0.5
20.8-21.2µ	3 750	3 883	33	34	-3.4	20.8-21.2µ	3 691	3 751	9	12	-1.6
21.3-21.7µ	3 682	3 873	34	46	-4.9	21.3-21.7µ	3 424	3 711	13	7	-7.7
21.8-22.2µ	3 594	3 792	29	27	-5.2	21.8-22.2µ	3 459	3 622	12	8	-4.5
22.3-22.7µ	3 493	3 719	32	31	-6.1	22.3-22.7µ	3 313	3 537	9	3	-6.3
22.8-23.2µ	3 374	3 624	12	17	-6.9	22.8-23.2µ	3 347	3 476	1	1	-3.7
23.3-23.7µ	3 295	3 436	8	12	-4.1	23.3-23.7µ	3 021	3 299	2	2	-8.4
23.8-24.2µ	3 242	3 382	8	4	-4.1	23.8-24.2µ	3 029	3 282	1	1	-7.7
24.3-24.7µ	3 048	3 264	7	3	-6.6	24.3-24.7µ	0	0	0	0	0.0
24.8-25.2µ	2 985	3 074	1	4	-2.9	24.8-25.2µ	0	0	0	0	0.0
25.3-25.7µ	2 973	3 039	1	4	-2.2	25.3-25.7µ	0	0	0	0	0.0
>25.8µ	2 835	2 144	2	1	**	>25.8µ	0	0	0	0	0.0

* Available on Request ** Insufficient quantities to quote reliable price movements

Price Analysis											
Medium Merino Fleece Wool (40 - 55mm)											
Spinners, Best and Good Topmakers						Average to Inferior Topmakers					
Micron	Price (c/kg)		Lots Sold		% Price Change	Micron	Price (c/kg)		Lots Sold		% Price Change
	This Week	Prev Week	This Week	Prev Week			This Week	Prev Week	This Week	Prev Week	
<18.7µ	0	0	0	0	0.0	<18.7µ	0	0	0	0	0.0
18.8-19.2µ	3 991	3 834	7	11	4.1	18.8-19.2µ	3 701	3 753	5	11	-1.4
19.3-19.7µ	3 771	3 720	21	24	1.4	19.3-19.7µ	3 756	3 816	5	15	-1.6
19.8-20.2µ	3 491	3 634	40	26	-3.9	19.8-20.2µ	3 237	3 477	14	17	-6.9
20.3-20.7µ	3 524	3 582	32	28	-1.6	20.3-20.7µ	3 373	3 454	17	23	-2.4
20.8-21.2µ	3 381	3 505	34	34	-3.5	20.8-21.2µ	3 243	3 400	20	18	-4.6
21.3-21.7µ	3 322	3 508	48	37	-5.3	21.3-21.7µ	3 210	3 361	18	15	-4.5
21.8-22.2µ	3 290	3 438	21	28	-4.3	21.8-22.2µ	2 844	3 319	16	12	**
22.3-22.7µ	3 254	3 326	20	16	-2.2	22.3-22.7µ	3 079	3 007	12	12	2.4
22.8-23.2µ	3 173	3 300	9	17	-3.8	22.8-23.2µ	3 060	2 940	6	6	4.1
23.3-23.7µ	2 975	3 256	6	6	-8.6	23.3-23.7µ	2 836	2 795	3	2	1.5
23.8-24.2µ	2 966	2 981	6	3	-0.5	23.8-24.2µ	2 449	3 113	1	2	**
24.3-24.7µ	2 875	2 918	1	4	-1.5	24.3-24.7µ	2 704	2 581	1	1	4.8
24.8-25.2µ	0	0	0	0	0.0	24.8-25.2µ	0	0	0	0	0.0
25.3-25.7µ	0	2 767	0	1	0.0	25.3-25.7µ	0	0	0	0	0.0
>25.8µ	0	0	0	0	0.0	>25.8µ	0	0	0	0	0.0
Short Merino Fleece Wool (20 - 35mm)											
Spinners, Best and Good Topmakers						Average to Inferior Topmakers					
Micron	Price (c/kg)		Lots Sold		% Price Change	Micron	Price (c/kg)		Lots Sold		% Price Change
	This Week	Prev Week	This Week	Prev Week			This Week	Prev Week	This Week	Prev Week	
<18.7µ	0	0	0	0	0.0	<18.7µ	0	0	0	0	0.0
18.8-19.2µ	2 831	2 257	4	1	**	18.8-19.2µ	3 157	2 053	1	1	**
19.3-19.7µ	2 998	0	2	0	0.0	19.3-19.7µ	0	3 108	0	1	0.0
19.8-20.2µ	2 967	3 039	4	2	-2.4	19.8-20.2µ	3 091	1 555	1	1	**
20.3-20.7µ	3 061	2 458	2	2	**	20.3-20.7µ	2 415	0	1	0	0.0
20.8-21.2µ	2 863	3 125	2	1	-8.4	20.8-21.2µ	0	0	0	0	0.0
21.3-21.7µ	1 578	3 156	1	2	**	21.3-21.7µ	0	2 394	0	2	0.0
21.8-22.2µ	1 712	2 244	1	1	**	21.8-22.2µ	2 380	0	2	0	0.0
22.3-22.7µ	0	2 755	0	2	0.0	22.3-22.7µ	0	0	0	0	0.0
22.8-23.2µ	0	0	0	0	0.0	22.8-23.2µ	0	2 828	0	1	0.0
23.3-23.7µ	0	2 951	0	1	0.0	23.3-23.7µ	2 256	0	1	0	0.0
23.8-24.2µ	0	0	0	0	0.0	23.8-24.2µ	0	0	0	0	0.0
24.3-24.7µ	0	0	0	0	0.0	24.3-24.7µ	0	0	0	0	0.0
24.8-25.2µ	0	0	0	0	0.0	24.8-25.2µ	0	0	0	0	0.0
25.3-25.7µ	0	0	0	0	0.0	25.3-25.7µ	0	0	0	0	0.0
>25.8µ	0	0	0	0	0.0	>25.8µ	0	0	0	0	0.0

* Available on Request ** Insufficient quantities to quote reliable price movements