

# National Weekly Wool Market Report

Season: 2008/2009

Sale Date: 7/8 March 2009



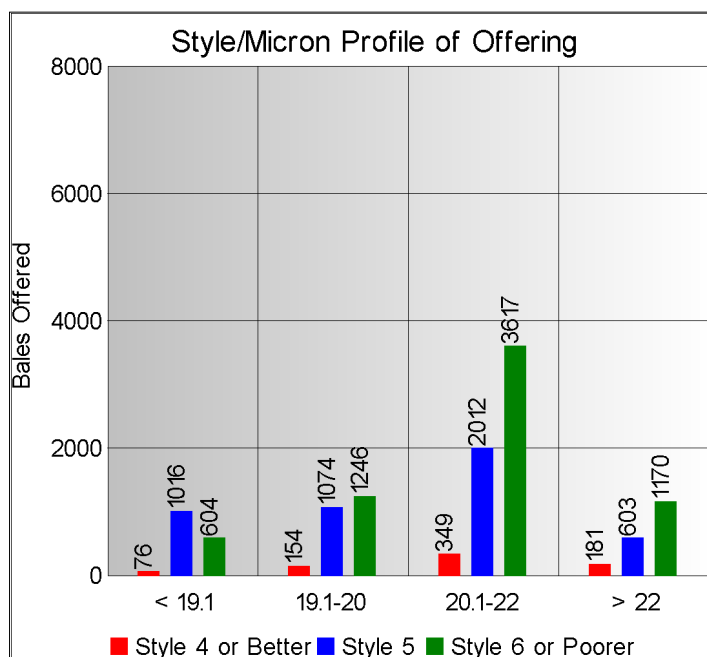
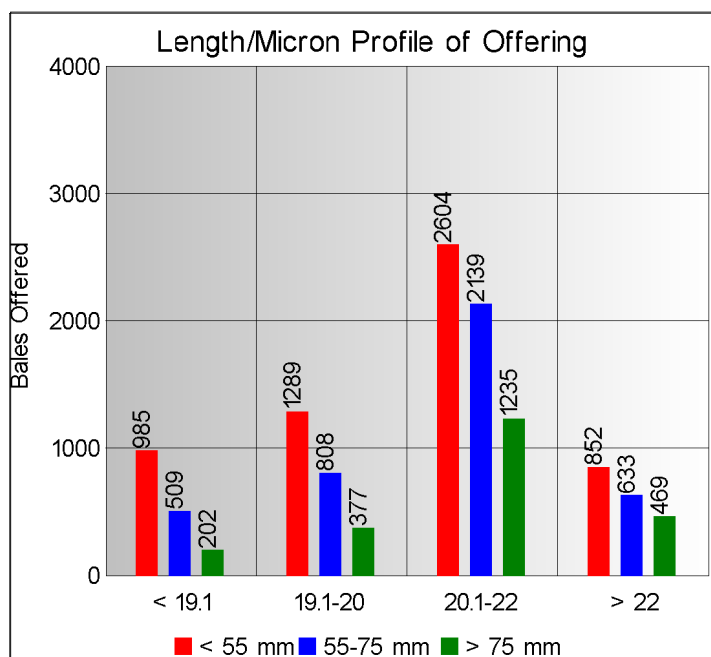
Tel: 27-41-4844301  
 Fax: 27-41-4846792  
 E-mail: stats@capewools.co.za  
 Website: www.capewools.co.za

Market Indicators				Buyers			
Indicator Unit	Current Sale	Last Sale	Change	Company	Bales Purchased This Week	% of Purchases	Total Bales Purchased This Season
SA c/kg	4705	4652	1.1%	Standard Wool SA	3848	31.8%	59839
Ave. to date (08/09)	4795	4799	-0.1%	G Modiano SA	2192	18.1%	43430
Ave. to date (07/08)	5885			Lempriere SA	1664	13.8%	29603
US c/kg	511	488	4.8%	Stucken & Co	1400	11.6%	30044
Euro c/kg	388	362	7.0%	Segard Masurel SA	1145	9.5%	29455
AWEX EMI	767	743	3.2%	Chargeurs Wool SA	1040	8.6%	28453
Exchange Rates				A Dewavrin Freres	512	4.2%	7021
Currency Unit	This Week	Previous Week	% Change	New England Wool SA	5	0.0%	789
R/USD	9.2020	9.5315	3.5%				
R/Euro	12.1332	12.8346	5.5%				
R/AUD	6.4911	6.6334	2.1%				
USD/AUD	0.7052	0.6957	-1.4%				

## Analysis of Offerings by Broker This Week (Bales)

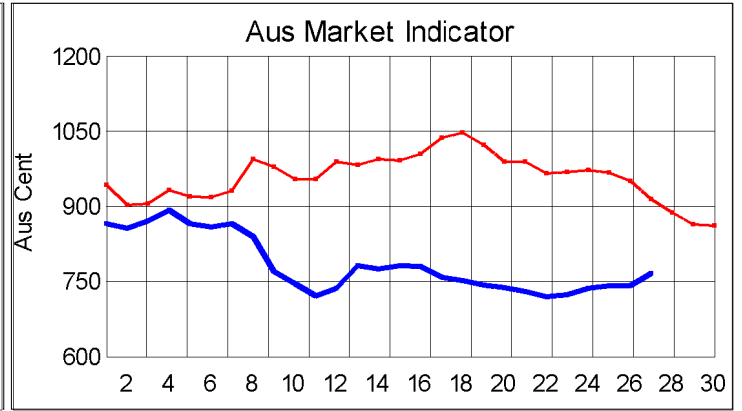
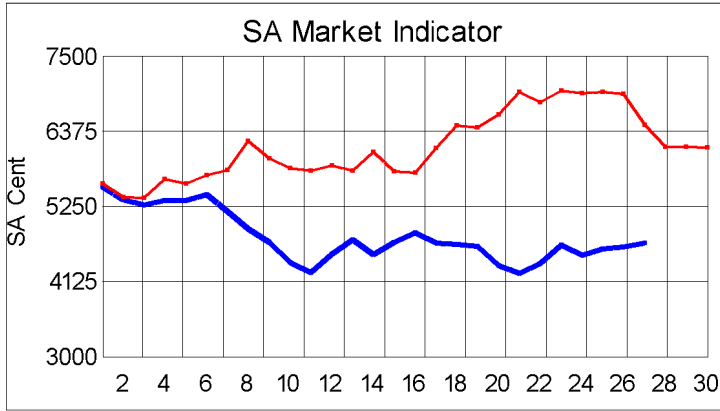
Broker	Merino Fleeces	Merino Bellies	Merino Lambs	Merino Backs	Merino Locks	* Other	Total	% Sold
BKB	3479	602	633	619	689	1535	7557	98.6%
CMW	1622	430	428	168	321	584	3553	94.7%
LAN	141	32	12	19	23	92	319	99.1%
SBL	224	17	33	28	28	108	438	100.0%
VLW	123	22	33	7	25	25	235	100.0%
<b>Total</b>	<b>5589</b>	<b>1103</b>	<b>1139</b>	<b>841</b>	<b>1086</b>	<b>2344</b>	<b>12102</b>	<b>97.6%</b>

\* Crossbred types, Coarse and Coloured and Inferior



## Receipts 08/09 Season

Season to Date (Kg.) 41,921,311.8 Previous Season to Date 42,101,215.4 Percentage Change: -0.43%



Current Season ■ Previous Season ■

**Average Fleece Wool Prices (c/kg. clean)  
Spinners and Good Topmaking Styles (AWEX Types MF4 and MF5)**

Micron	100+mm	90mm	80mm	70mm	60mm	50mm	40mm	30mm	20mm	10mm
18.0				7342		5794				
18.5			6911	5733	6276	5394	5231			
19.0			6356	6200	5719	5173	5093			
19.5		5609	5825	5781	5115	4896	4815			
20.0			5252	5013	4790	4542	4491			
20.5		4786	4759	4792	4614	4335	4338			
21.0			4892	4759	4605	4355	4135			
21.5		4862	4718	4693	4528	4219	3978			
22.0			4873	4765	4468	4221	3941			
22.5			4711	4705	4434	4019				
23.0				4680		4019	3711			
23.5				4513	4284					
24.0										

\* Based on a minimum of 3 lots sold per category

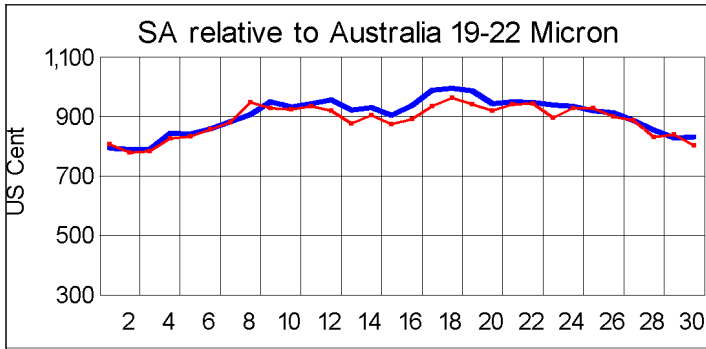
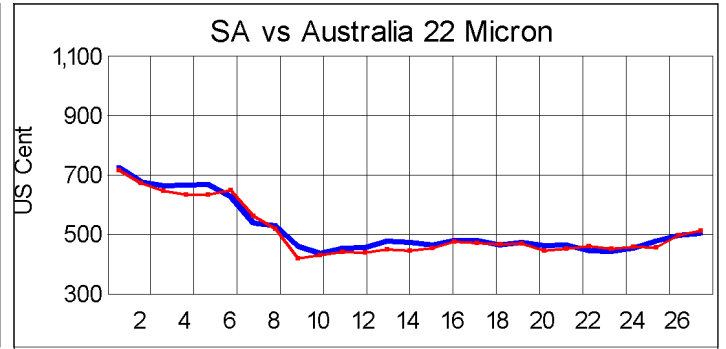
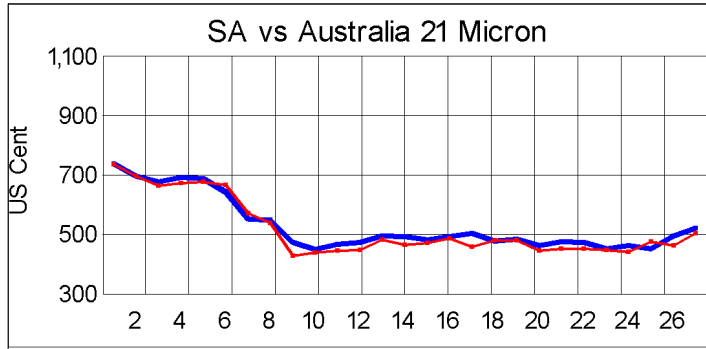
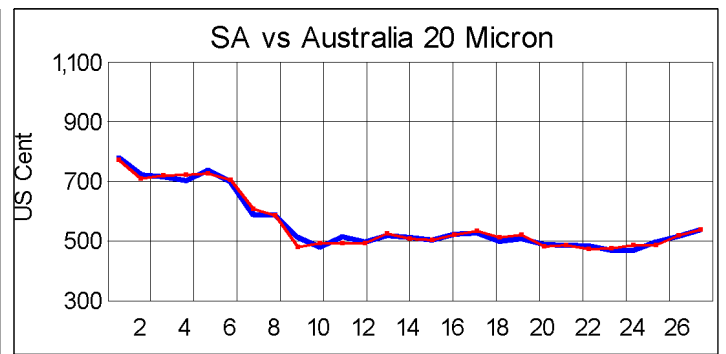
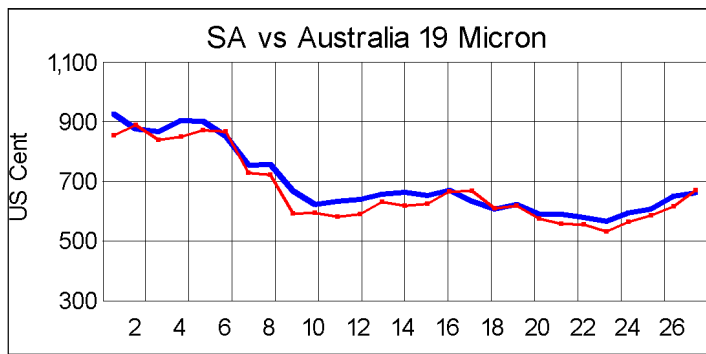
**Average Topmaking Styles (AWEX MF6)**

Micron	100+mm	90mm	80mm	70mm	60mm	50mm	40mm	30mm	20mm	10mm
18.0										
18.5										
19.0										
19.5										
20.0										
20.5				4476	4654		4139			
21.0				4627			3869			
21.5				4483		4105	3783			
22.0				4490			3752			
22.5										
23.0										
23.5										
24.0										

\* Based on a minimum of 3 lots sold per category

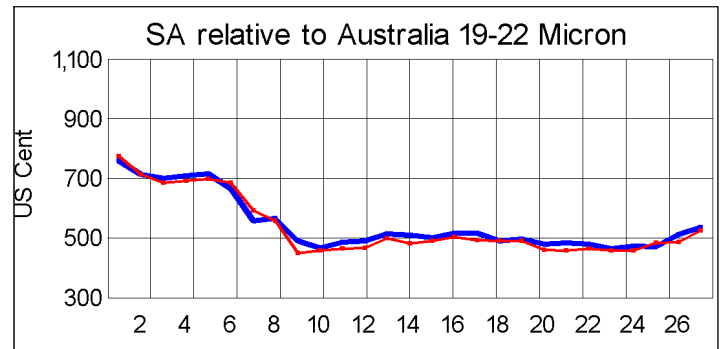
**Other Selected Types/Qualities**

	Long			Medium		
	19μ	20μ	21μ	19μ	20μ	21μ
<b>Good Quality</b>						
Lambswool	5938	5153	4676	5126	4768	4142
Bellies		4455		5247	4342	4213
Locks		3042		3288	3183	2764
<b>Average Quality</b>						
Lambswool	5891	4723	4418	4969	4504	4144
Bellies	4879	4507	4308	4780	4315	4029
Locks				3165	2979	2748
<b>Inferior Quality</b>						
Fleecewool	5426	4348	4258	4998	4642	3616
Lambswool	5528	4908	4267	5031	4412	
Bellies				4321	3742	3700
Locks			2634	2810	2712	2719



2007/2008

SA in USc  
Aus in USc



2008/2009

SA in USc  
Aus in USc

### Market Commentary

#### WOOL PRICES UP DESPITE STRONG CURRENCY

**Port Elizabeth:** The market put up another strong performance at this week's sale despite a stronger currency and Cape Wools' Merino indicator gained 1,1% to close the day at R47,05/kg (clean).

This is 10% higher than the seasonal low but still 15% below the opening level. Although the rand was slightly weaker after trading at below the R9-level earlier in the week, at R9,20 it still was 3,5% stronger against the US dollar compared with the average exchange rate at previous sale a fortnight ago. At R12,13, the rand was 5,5% stronger against the euro.

The market was once again supported by strong competition between grease-wool exporters and local processors who wanted to make sure they would have sufficient wool in stock to carry them over until the next sale in two weeks' time. There are only four more sales left to the end of the season. In Australia, the Eastern Market Indicator also strengthened on the back of supply concerns.

A total of 12 102 bales was offered, of which 98% changed hands. Major buyers were Standard Wool SA (3 848 bales); Modiano (2 192 bales); Lempriere SA (1 664 bales); Stucken (1 400 bales); Segard Masurel (1 145 bales), and Chargeurs Wool (1 040 bales).

Average prices for AWEX types MF4 and MF 5 (70 mm) were as follows: 20 microns strengthened by 2,4% to R49,08/kg; 21 microns were 2,1% dearer at R46,73/kg, but 22 microns were down 2% to R48,63/kg.

There will be no sale next week. The next sale has been rescheduled for Tuesday, 21 April, due to 22nd being election day. Approximately 10 500 bales will be offered.