

National Weekly Wool Market Report

Season: 2008/2009

Sale Date: 24/25 March 2009



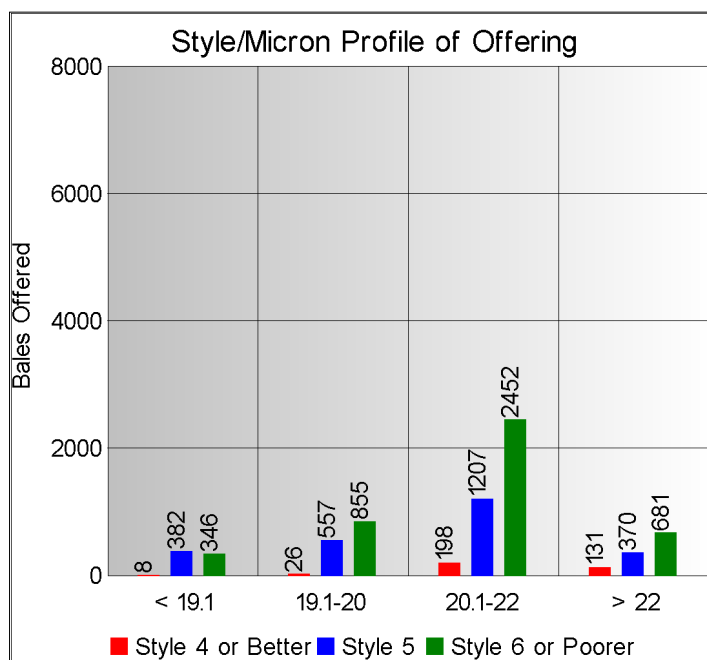
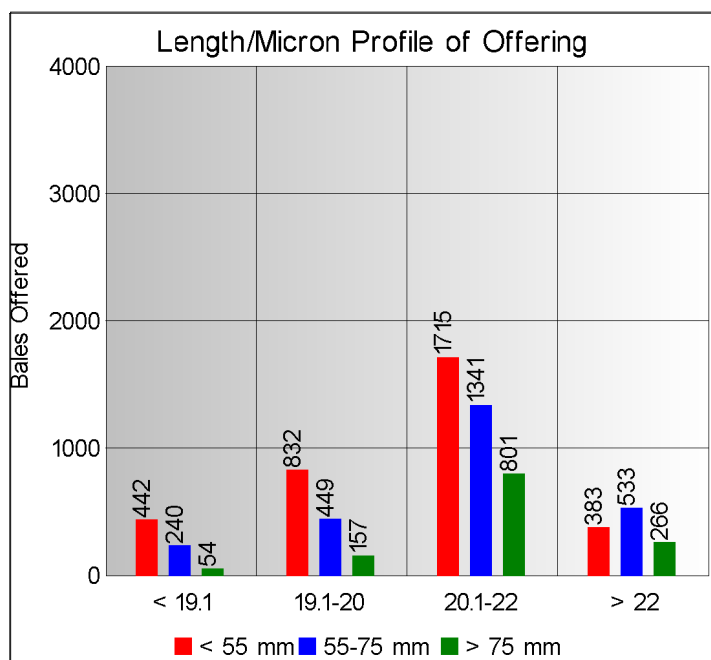
Tel: 27-41-4844301
 Fax: 27-41-4846792
 E-mail: stats@capewools.co.za
 Website: www.capewools.co.za

Market Indicators				Buyers			
Indicator Unit	Current Sale	Last Sale	Change	Company	Bales Purchased This Week	% of Purchases	Total Bales Purchased This Season
SA c/kg	4652	4620	0.7%	Standard Wool SA	1902	26.4%	55985
Ave. to date (08/09)	4799	4805	-0.1%	G Modiano SA	1609	22.3%	41238
Ave. to date (07/08)	6139			Stucken & Co	1125	15.6%	28571
US c/kg	488	470	4.0%	Lempriere SA	943	13.1%	27933
Euro c/kg	362	360	0.6%	Segard Masurel SA	603	8.4%	28308
AWEX EMI	743	742	0.1%	Chargeurs Wool SA	520	7.2%	27413
Exchange Rates				A Dewavrin Freres	261	3.6%	6509
Currency Unit	This Week	Previous Week	% Change	New England Wool SA	5	0.1%	784
R/USD	9.5315	9.8402	3.1%				
R/Euro	12.8346	12.8162	-0.1%				
R/AUD	6.6334	6.5000	-2.1%				
USD/AUD	0.6957	0.6608	-5.3%				

Analysis of Offerings by Broker This Week (Bales)

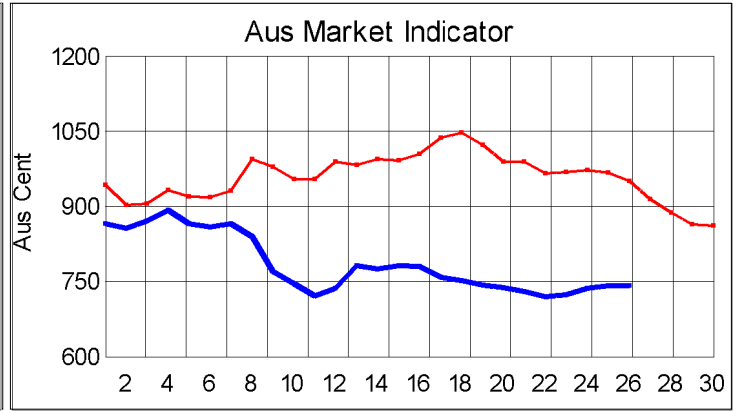
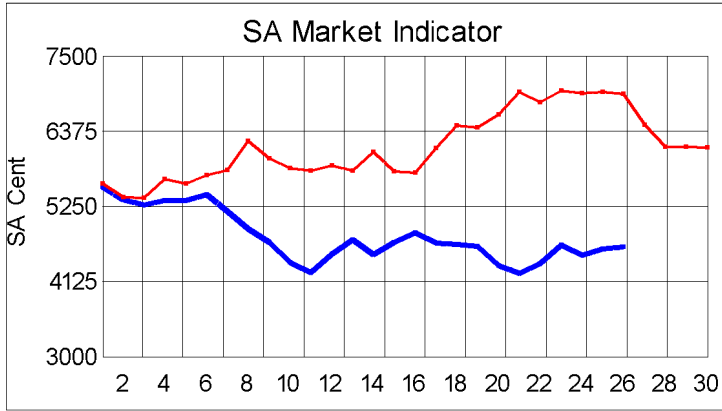
Broker	Merino Fleeces	Merino Bellies	Merino Lambs	Merino Backs	Merino Locks	* Other	Total	% Sold
BKB	1841	371	289	435	468	925	4329	94.8%
CMW	997	165	313	73	151	272	1971	99.6%
LAN	184	26	24	17	24	102	377	98.1%
SBL	174	22	12	26	30	32	296	98.7%
VLW	28	6	48	7	11	140	240	100.0%
Total	3224	590	686	558	684	1471	7213	96.6%

* Crossbred types, Coarse and Coloured and Inferior



Receipts 08/09 Season

Season to Date (Kg.) 39,783,401.7 Previous Season to Date 39,936,855.3 Percentage Change: -0.38%



Current Season — Previous Season —

**Average Fleece Wool Prices (c/kg. clean)
Spinners and Good Topmaking Styles (AWEX Types MF4 and MF5)**

Micron	100+mm	90mm	80mm	70mm	60mm	50mm	40mm	30mm	20mm	10mm
18.0				6859						
18.5				6219						
19.0				5916	5702					
19.5			5426	5835	5364	4873	4670			
20.0			5110	4957	4625	4523	4504			
20.5			4828	4897	4641	4344				
21.0			4804	4844	4593	4200				
21.5			4975	4833	4518	4305	4095			
22.0			4831	4912	4592	4044	3990			
22.5				4814		3932				
23.0			4821							
23.5										
24.0				4508						

* Based on a minimum of 3 lots sold per category

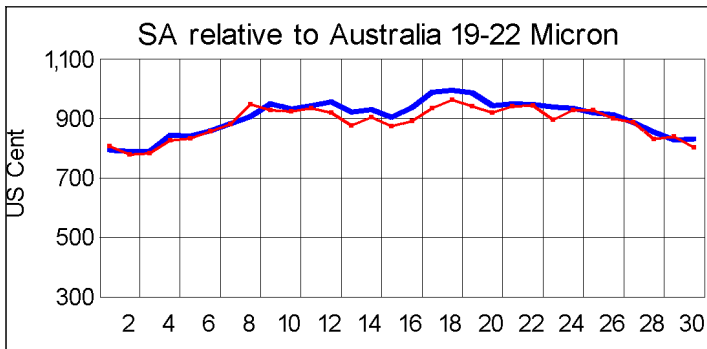
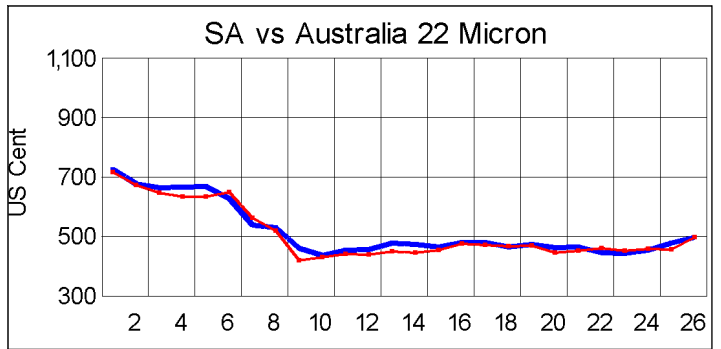
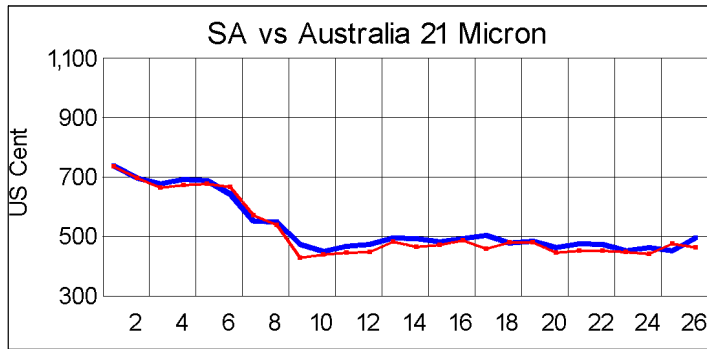
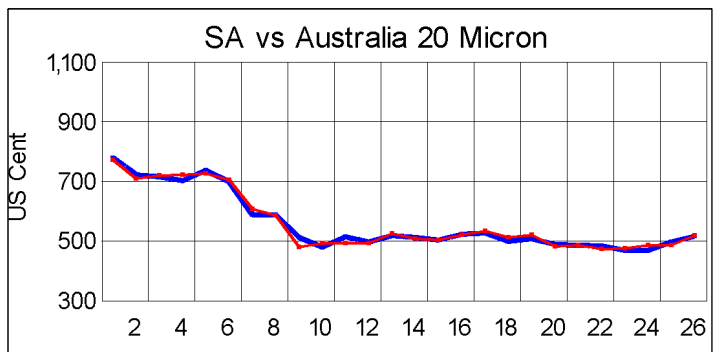
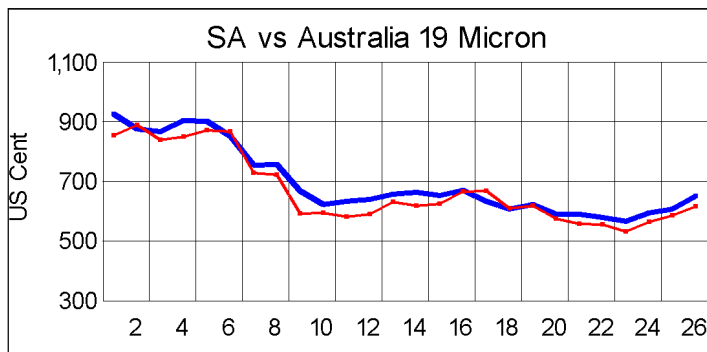
Average Topmaking Styles (AWEX MF6)

Micron	100+mm	90mm	80mm	70mm	60mm	50mm	40mm	30mm	20mm	10mm
18.0										
18.5										
19.0										
19.5										
20.0						4482	4371			
20.5				4322	4396	4315	3874			
21.0				4330						
21.5						4125				
22.0										
22.5										
23.0										
23.5										
24.0										

* Based on a minimum of 3 lots sold per category

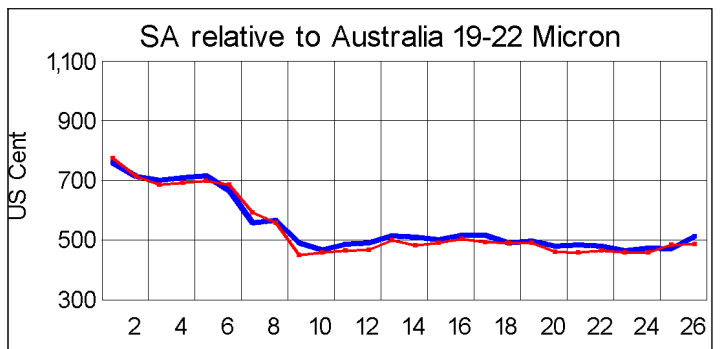
Other Selected Types/Qualities

	Long			Medium		
	19μ	20μ	21μ	19μ	20μ	21μ
Good Quality						
Lambswool	5784	4979		5008	4732	4075
Bellies		4400		5107	4047	4068
Locks				3765	3312	3026
Average Quality						
Lambswool	5908	4554		4580	4369	4090
Bellies	4729	4542	4149	4600	4240	3767
Locks		2961		3228	3177	
Inferior Quality						
Fleecewool	4614	4348	4060	4743	4338	
Lambswool	5895	4299			4045	
Bellies		4062		4330	3838	3613
Locks		2767		3012	2635	2908



2007/2008

— SA in USc
— Aus in USc



2008/2009

— SA in USc
— Aus in USc

Market Commentary

PRICES UP DESPITE STRONGER CURRENCY

The wool market put up a solid performance for a second week in a row despite another sharp increase in the value of the rand and Cape Wools' Merino indicator gained 0,7% to close at R46,52/g (clean).

This means that the indicator has gained 5,5% since the last sale in February, but still is down 33% on the same sale in March 2008.

The rand, at R9,53, was 3,1% stronger against the US dollar compared with last week's average exchange rate, but at R12,83, was unchanged against the euro.

There was keen demand for the relatively small offering of 7 213 bales, which supported the market. The fact the the rand was 5,3% weaker against the Australian dollar may also have contributed to the strong demand.

A sales percentage of 96% was obtained and the major buyers were Standard Wool SA (1 902 bales); Modiano (1 609 bales); Stucken (1 125 bales); Lempriere SA (943 bales), and Segard Masurel (603 bales).

Average prices for AWEX types MF4 and MF 5 (70 mm to 80 mm) were as follows: 19 microns were down 1,8% to R59,16/kg; 20 microns softened 0,6% to R50,34/kg; 21 microns gained 2,6% to R48,24/kg; 22 microns rose 2,3% to R48,72/kg, and 23 microns were up 1,4% to R48,21/kg.

No sale has been scheduled for next week. Sales will resume on 8 April when 11 500 bales will be offered.