

National Weekly Wool Market Report

Season: 2008/2009

Sale Date: 18 March 2009



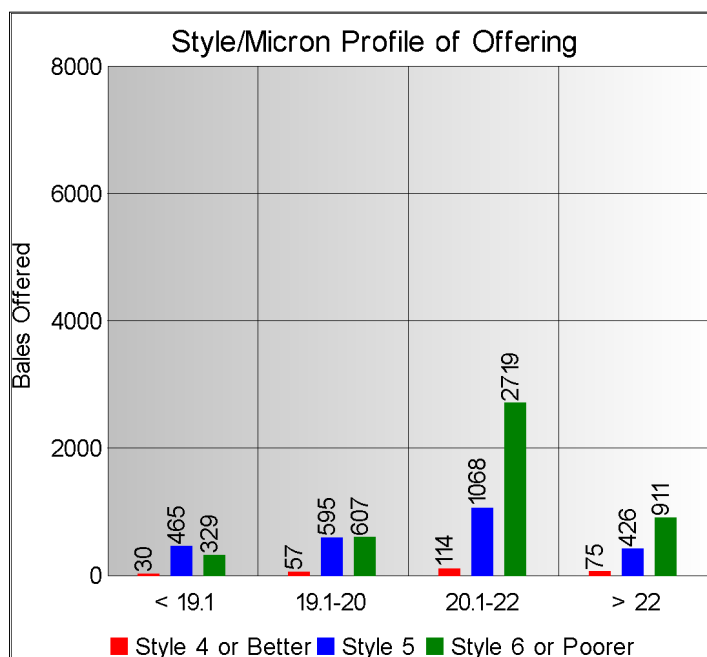
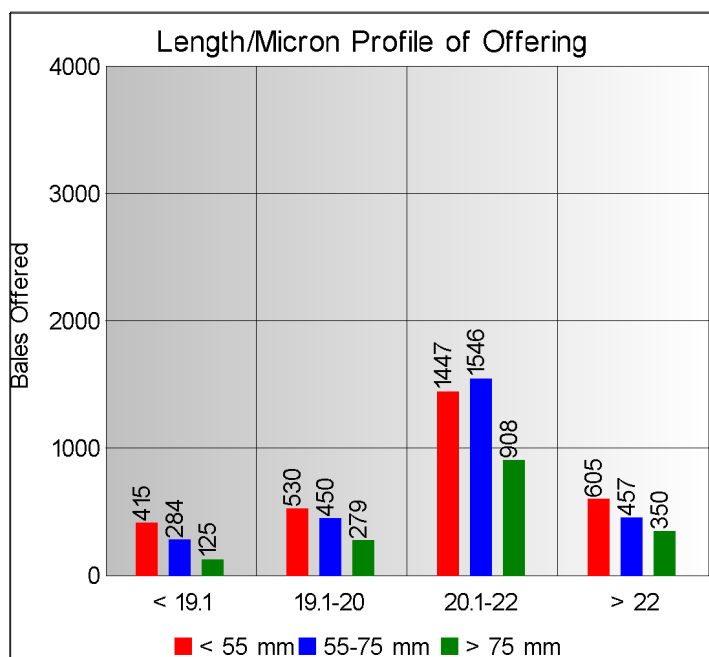
Tel: 27-41-4844301
 Fax: 27-41-4846792
 E-mail: stats@capewools.co.za
 Website: www.capewools.co.za

Market Indicators				Buyers			
Indicator Unit	Current Sale	Last Sale	Change	Company	Bales Purchased This Week	% of Purchases	Total Bales Purchased This Season
SA c/kg	4620	4527	2.1%	Standard Wool SA	2253	30.5%	54019
Ave. to date (08/09)	4805	4827	-0.5%	G Modiano SA	1798	24.3%	39629
Ave. to date (07/08)	6107			Lempriere SA	844	11.4%	26975
US c/kg	470	441	6.4%	Stucken & Co	728	9.8%	27416
Euro c/kg	360	348	3.6%	Chargeurs Wool SA	625	8.5%	26889
AWEX EMI	742	737	0.7%	Segard Masurel SA	580	7.8%	27705
Exchange Rates				A Dewavrin Freres	230	3.1%	6244
Currency Unit	This Week	Previous Week	% Change	New England Wool SA	2	0.0%	779
R/USD	9.8402	10.2633	4.1%				
R/Euro	12.8162	13.0140	1.5%				
R/AUD	6.5000	6.5251	0.4%				
USD/AUD	0.6608	0.6356	-4.0%				

Analysis of Offerings by Broker This Week (Bales)

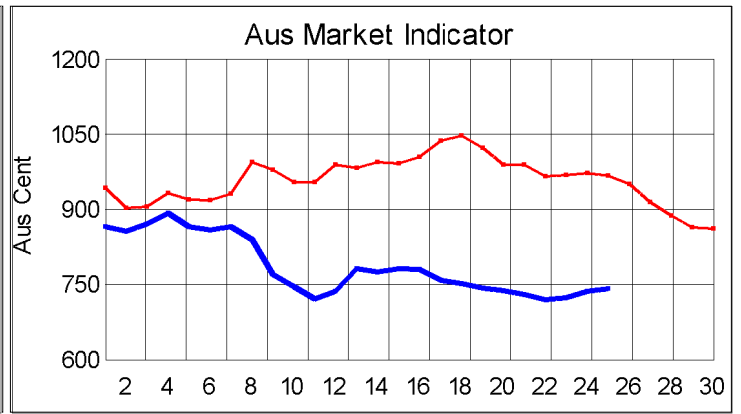
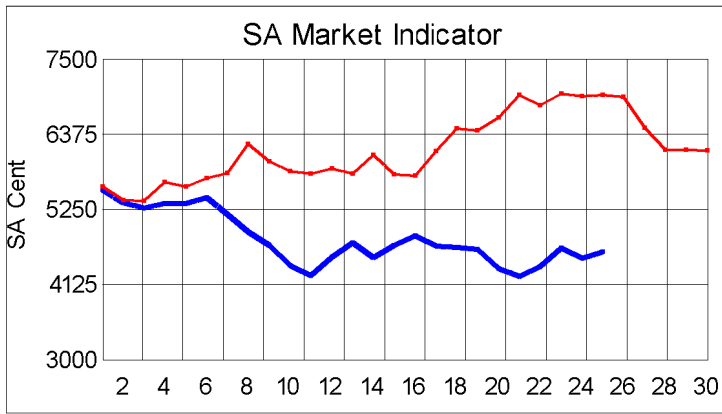
Broker	Merino Fleeces	Merino Bellies	Merino Lambs	Merino Backs	Merino Locks	* Other	Total	% Sold
BKB	2468	423	496	559	405	1181	5532	95.2%
CMW	912	160	231	203	88	270	1864	96.1%
LAN	0	0	0	0	0	0	0	
SBL	0	0	0	0	0	0	0	
VLW	0	0	0	0	0	0	0	
Total	3380	583	727	762	493	1451	7396	95.5%

* Crossbred types, Coarse and Coloured and Inferior



Receipts 08/09 Season

Season to Date (Kg.) 38,937,085.3 Previous Season to Date 39,363,393.0 Percentage Change: -1.08%



Current Season — Previous Season —

**Average Fleece Wool Prices (c/kg. clean)
Spinners and Good Topmaking Styles (AWEX Types MF4 and MF5)**

Micron	100+mm	90mm	80mm	70mm	60mm	50mm	40mm	30mm	20mm	10mm
18.0					6241					
18.5				6172						
19.0			6089	5964	5517		4919			
19.5			5581	5394						
20.0		5026	5055	5075	4662	4605				
20.5			4810	4745	4662	4286				
21.0			4649	4755	4574	4210	4095			
21.5				4660		4158				
22.0			4797	4730	4543	4106				
22.5										
23.0				4752						
23.5										
24.0										

* Based on a minimum of 3 lots sold per category

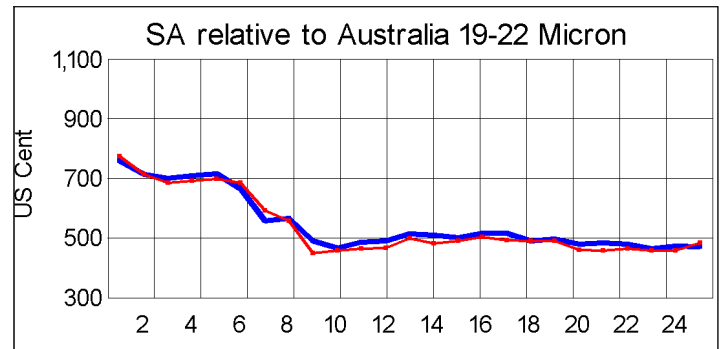
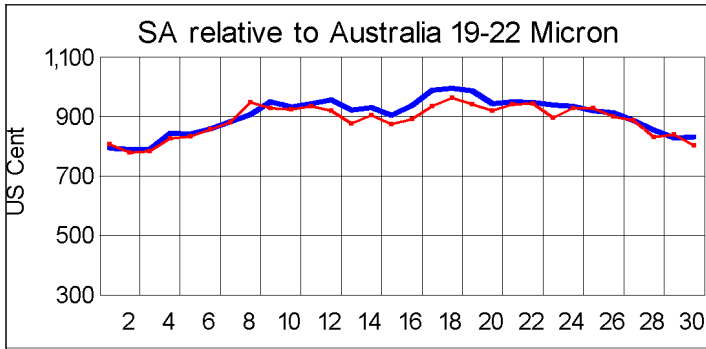
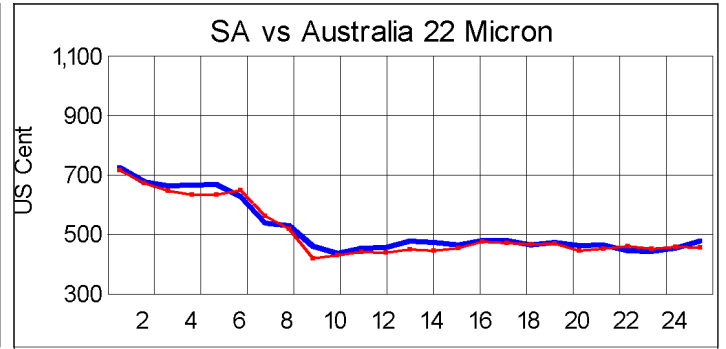
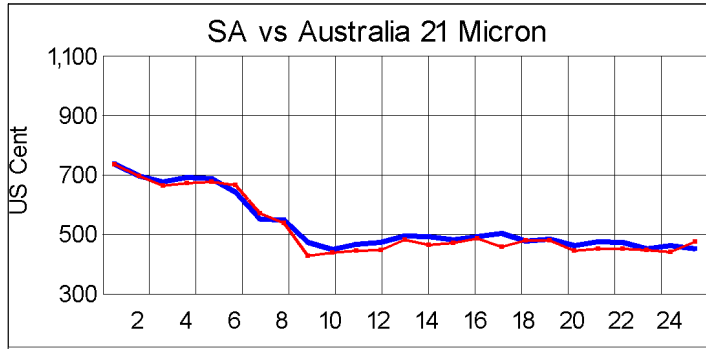
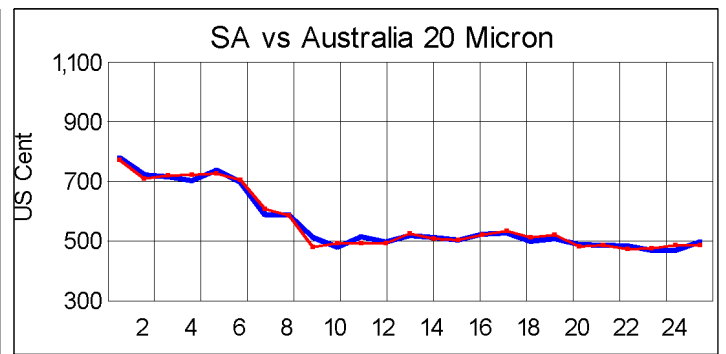
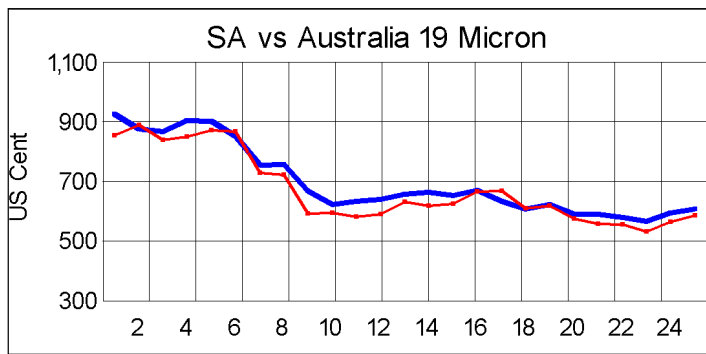
Average Topmaking Styles (AWEX MF6)

Micron	100+mm	90mm	80mm	70mm	60mm	50mm	40mm	30mm	20mm	10mm
18.0										
18.5										
19.0										
19.5										
20.0							3984			
20.5					4439					
21.0					4404					
21.5			4772	4526						
22.0										
22.5										
23.0										
23.5										
24.0										

* Based on a minimum of 3 lots sold per category

Other Selected Types/Qualities

	Long			Medium		
	19μ	20μ	21μ	19μ	20μ	21μ
Good Quality						
Lambswool	5848	4867	4303	4958	4571	4156
Bellies	4618	4572				
Locks	2524	2524		3905	3416	2965
Average Quality						
Lambswool	5582	4475		4515	4225	
Bellies		4372	4137	4656	4324	3862
Locks				3450	3024	2981
Inferior Quality						
Fleecewool	5021	4329	4166			
Lambswool	4928	3906	4133	5024	4316	4058
Bellies		3995	3774	4084	4035	3832
Locks			2178	3053	2865	2643



2007/2008

— SA in USc
— Aus in USc

2008/2009

— SA in USc
— Aus in USc

Market Commentary

PRICES UP AS OFFERINGS DECLINE

PORT ELIZABETH: Notwithstanding a significantly firmer rand, prices were up at this week's sale and Cape Wools' Merino indicator gained 2,1% on last week to close at R46,20/kg (clean).

The rand, at R9,84 against the US dollar, was 4,1% firmer compared with last week's average exchange rate, while at R12,81 against the euro it was 1,5% stronger.

Wool availability concerns supported prices. Not only are offerings getting smaller but auctions during April and May will take place only every second week. This means that buyers have to stock up to ensure sufficient supplies to fill future orders.

There was keen competition from grease-wool exporters for the 7 396 bales on offer of which 96% was sold. Major buyers were Standard Wool SA (2 253 bales); Modiano (1 798 bales); Lempriere SA (844 bales); Stucken (728 bales), and Chargeurs Wool (625 bales).

Average prices for AWEX types MF4 and MF 5 (70 mm to 80 mm) were as follows: 19 microns were up 2,5% to R60,27/kg; 20 microns rose 0,9% to R50,65/kg; there were no quotes for 21 microns due to insufficient volumes, but 22 microns were down 0,8% to R47,64/kg. There were no quotes for 23, 24 and 25 microns.

About 6 000 bales have been rostered for next week.