

National Weekly Wool Market Report

Season: 2008/2009

Sale Date: 10/11 March 2009



Tel: 27-41-4844301
 Fax: 27-41-4846792
 E-mail: stats@capewools.co.za
 Website: www.capewools.co.za

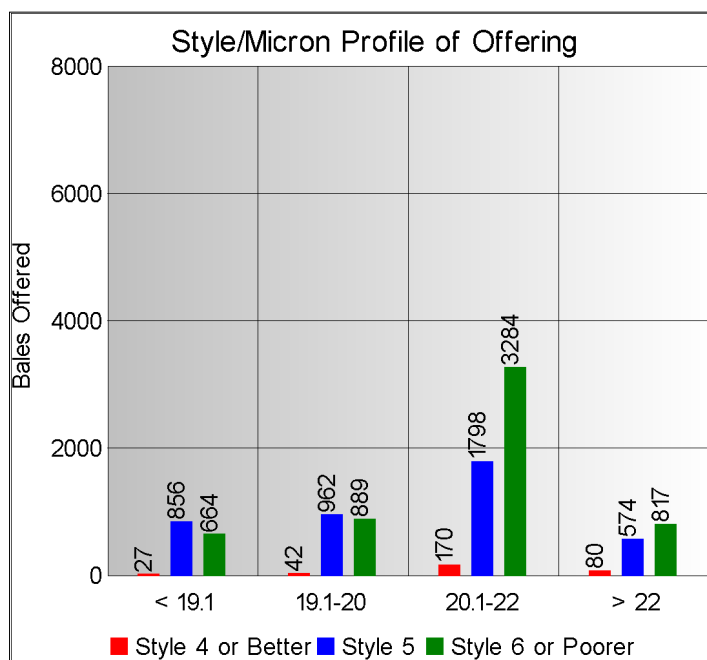
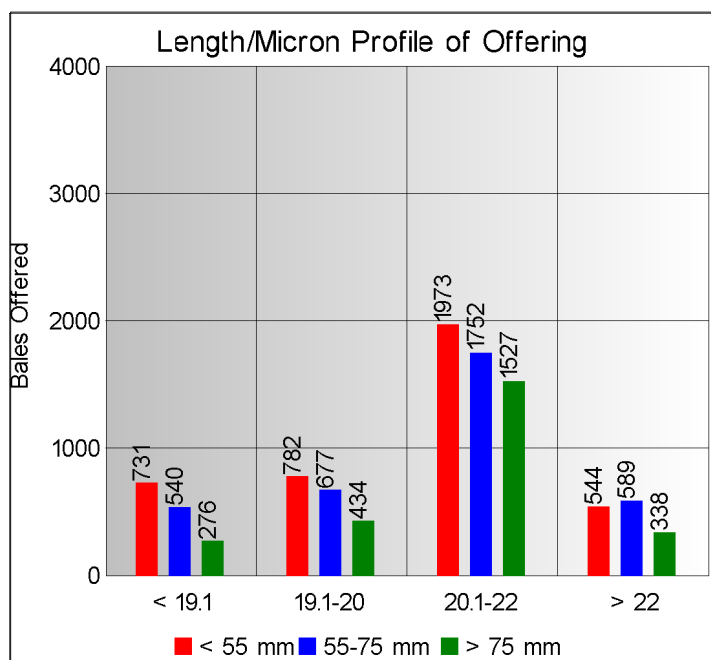
Market Indicators				Buyers			
Indicator Unit	Current Sale	Last Sale	Change	Company	Bales Purchased This Week	% of Purchases	Total Bales Purchased This Season
SA c/kg	4527	4675	-3.2%	G Modiano SA	2630	25.9%	37810
Ave. to date (08/09)	4827	4825	0.0%	Standard Wool SA	2497	24.6%	51739
Ave. to date (07/08)	6070			Segard Masurel SA	1071	10.5%	27125
US c/kg	441	446	-1.1%	Lempriere SA	1017	10.0%	26085
Euro c/kg	348	356	-2.4%	Stucken & Co	1006	9.9%	26665
AWEX EMI	737	724	1.8%	Chargeurs Wool SA	1005	9.9%	26258
				A Dewavrin Freres	628	6.2%	5976

Exchange Rates			
Currency Unit	This Week	Previous Week	% Change
R/USD	10.2633	10.4804	2.1%
R/Euro	13.0140	13.1149	0.8%
R/AUD	6.5251	6.6713	2.2%
USD/AUD	0.6356	0.6365	0.1%

Analysis of Offerings by Broker This Week (Bales)

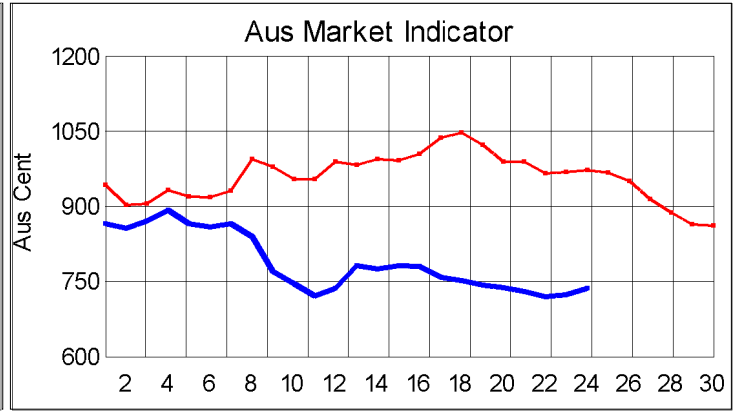
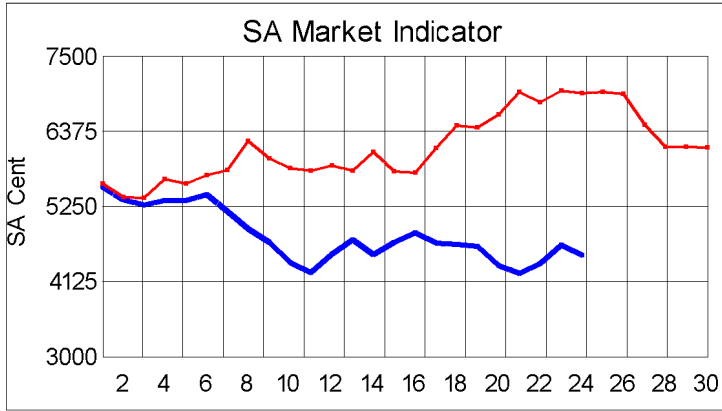
Broker	Merino Fleeces	Merino Bellies	Merino Lambs	Merino Backs	Merino Locks	* Other	Total	% Sold
BKB	3061	584	645	689	596	1173	6748	96.3%
CMW	813	134	283	91	138	363	1822	97.2%
LAN	391	99	74	46	70	99	779	99.2%
SBL	94	12	46	23	13	25	213	100.0%
VLW	262	42	24	52	55	166	601	99.8%
Total	4621	871	1072	901	872	1826	10163	97.0%

* Crossbred types, Coarse and Coloured and Inferior



Receipts 08/09 Season

Season to Date (Kg.) 38,258,549.9 Previous Season to Date 38,686,512.5 Percentage Change: -1.11%



Current Season — Previous Season —

**Average Fleece Wool Prices (c/kg. clean)
Spinners and Good Topmaking Styles (AWEX Types MF4 and MF5)**

Micron	100+mm	90mm	80mm	70mm	60mm	50mm	40mm	30mm	20mm	10mm
18.0			6833	6745	5983					
18.5			6410	6349	5816	5173	5195			
19.0		5859	5928	5829	5591					
19.5		5488	5314	5224		4708	4581			
20.0		5033	5022	5019	4610	4436				
20.5		4988	4823	4700	4330	4390				
21.0		4918	5582	4822	4477	4161	4162			
21.5		4843	4831	4832	4478	4183				
22.0		4853	4838	4770		4029	4049			
22.5				4573	4281	3955				
23.0		4829								
23.5										
24.0										

* Based on a minimum of 3 lots sold per category

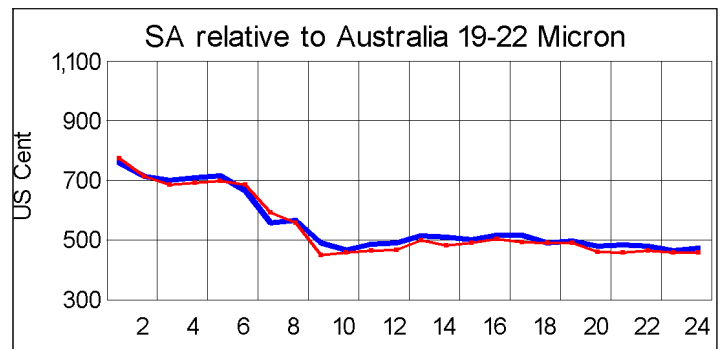
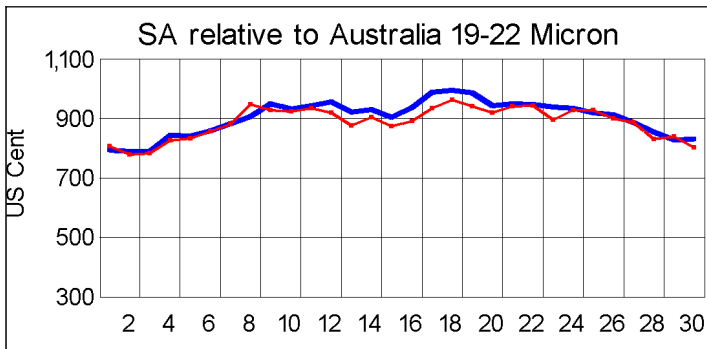
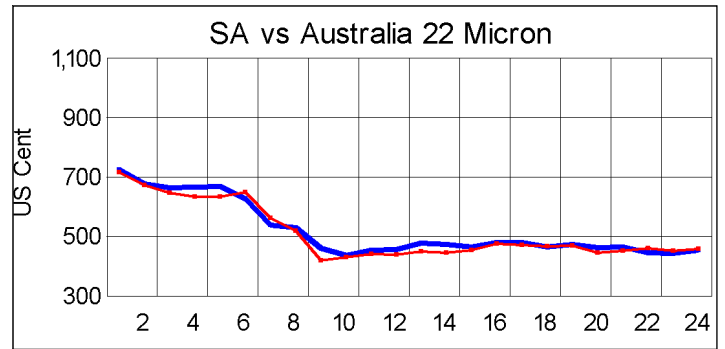
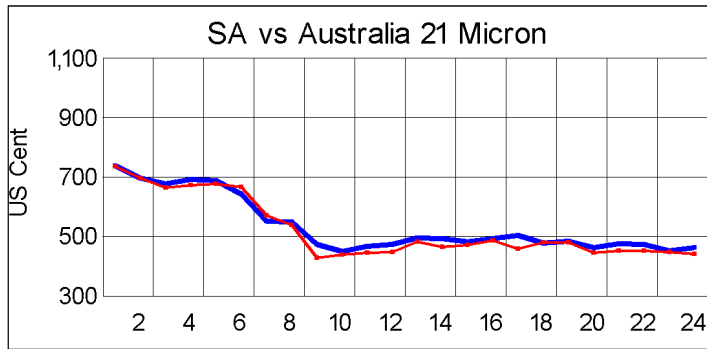
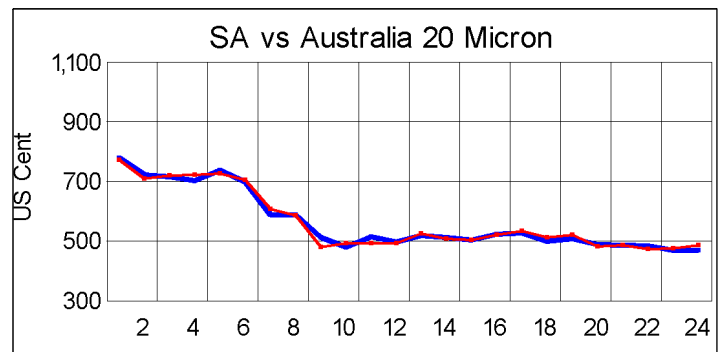
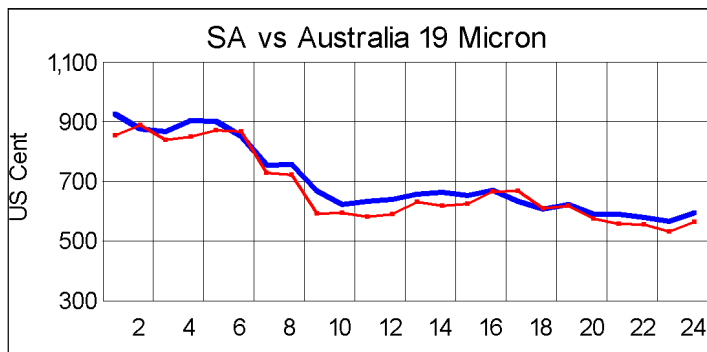
Average Topmaking Styles (AWEX MF6)

Micron	100+mm	90mm	80mm	70mm	60mm	50mm	40mm	30mm	20mm	10mm
18.0										
18.5										
19.0										
19.5										
20.0										
20.5							4185			
21.0			4704	4082		4211				
21.5						4021	4119			
22.0										
22.5										
23.0										
23.5										
24.0										

* Based on a minimum of 3 lots sold per category

Other Selected Types/Qualities

	Long			Medium		
	19μ	20μ	21μ	19μ	20μ	21μ
Good Quality						
Lambswool	5153	4829		4888	4353	4411
Bellies	5132	4077	4077	4755	4326	
Locks				3500	3222	3381
Average Quality						
Lambswool	5712	4739	4850	4836	4146	4120
Bellies	5014	4548	3652	4747	4182	3979
Locks				3442	3072	2771
Inferior Quality						
Fleecewool	4788	4337	4057	4697	4160	3921
Lambswool	5327	3880	3684			
Bellies		4316	3785	4361	3800	3624
Locks				2436	2741	2524



2007/2008

— SA in USc
— Aus in USc

2008/2009

— SA in USc
— Aus in USc

Market Commentary

PRICES SOFTEN AS RAND STRENGTHENS

Prices were softer at this week's sale following the strengthening of the rand compared with last week, and Cape Wools' Merino indicator dropped 3,2% to R45,27/kg (clean).

The rand firmed against major currencies on the back of a stronger euro, which put prices under pressure. The average exchange rate against the dollar was R10,26, which was 2,1% firmer compared with last week's rate. The rand had also gained 0,8% against the euro at R13,01.

There nevertheless was good competition, particularly from grease-wool exporters, for the 10 163 bales on offer and a high sales percentage of 97% was achieved. Major buyers were Modiano (2 630 bales); Standard Wool SA (2 497 bales); Segard Masurel (1 071 bales); Lempriere SA (1017 bales); Stucken (1 006 bales), and Chargeurs Wool (1005 bales).

Prices were generally mixed with the finer qualities (19 microns) dropping around 2,5% on average to just under R68/kg (clean), while medium qualities (23 microns) were down by around 1,1% to just over R48/kg (clean).

About 7 000 bales have been rostered for next week.