

National Weekly Wool Market Report

Season: 2008/2009

Sale Date: 24/25 February 2009



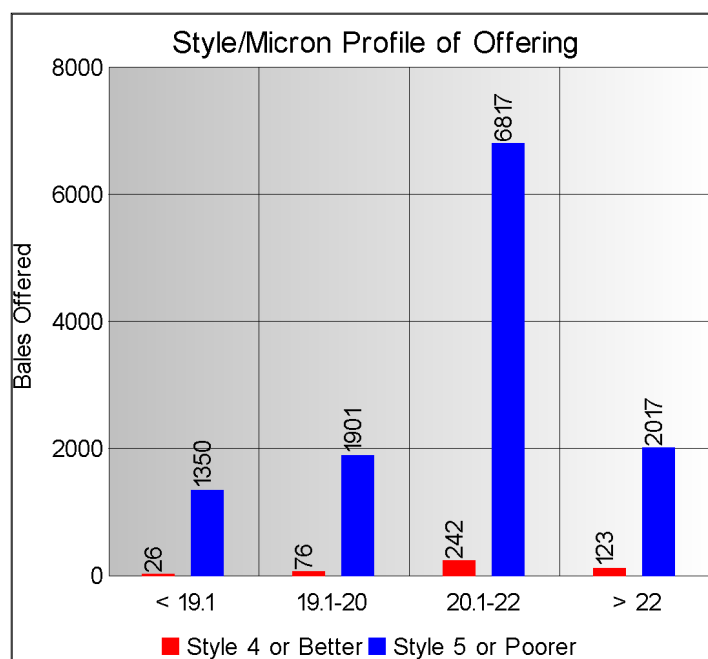
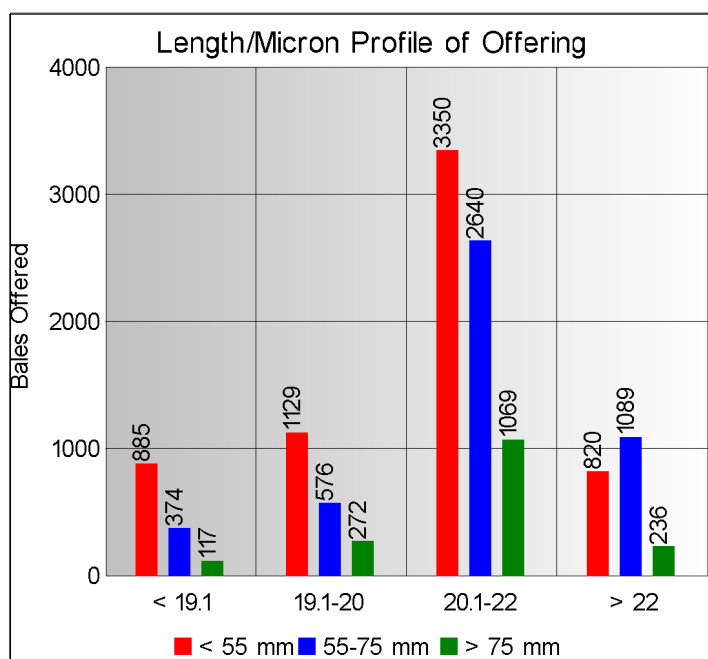
Tel: 27-41-4844301
 Fax: 27-41-4846792
 E-mail: stats@capewools.co.za
 Website: www.capewools.co.za

Market Indicators				Buyers			
Indicator Unit	Current Sale	Last Sale	Change	Company	Bales Purchased This Week	% of Purchases	Total Bales Purchased This Season
SA c/kg	4397	4255	3.3%	Lempriere (AUS) Ltd	3228	25.7%	23652
Ave. to date (08/09)	4832	4852	-0.4%	Standard Wool SA	2863	22.8%	46114
Ave. to date (07/08)	5988			Stucken & Co	1587	12.6%	24555
US c/kg	445	432	3.0%	G Modiano SA	1463	11.7%	32751
Euro c/kg	346	334	3.6%	Chargeurs Wool SA	1340	10.7%	24165
AWEX EMI	721	731	-1.4%	Segard Masurel SA	1023	8.2%	24654
Exchange Rates				A Dewavrin Freres	413	3.3%	4557
Currency Unit	This Week	Previous Week	% Change	New England Wool SA	23	0.2%	775
R/USD	9.8760	9.8430	-0.3%				
R/Euro	12.7025	12.7304	0.2%				
R/AUD	6.4497	6.4464	-0.1%				
USD/AUD	0.6533	0.6551	0.3%				

Analysis of Offerings by Broker This Week (Bales)

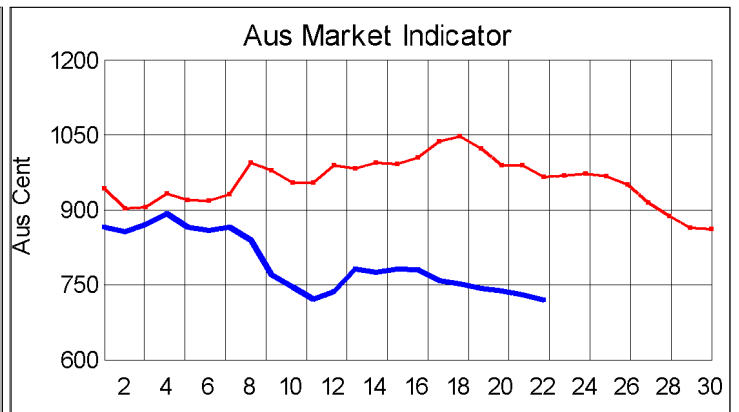
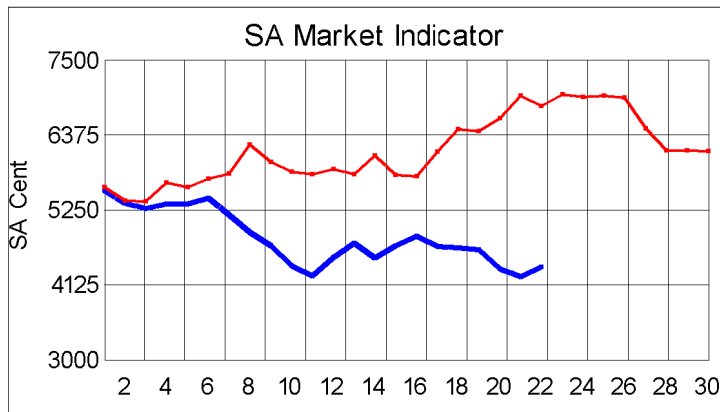
Broker	Merino Fleeces	Merino Bellies	Merino Lambs	Merino Backs	Merino Locks	* Other	Total	% Sold
BKB	3034	729	600	756	643	1953	7715	93.8%
CMW	1086	251	349	147	315	1001	3149	96.2%
LAN	274	61	67	18	65	139	624	97.8%
SBL	417	65	64	35	52	139	772	100.0%
VLW	168	23	31	22	15	38	297	99.3%
Total	4979	1129	1111	978	1090	3270	12557	95.1%

* Crossbred types, Coarse and Coloured and Inferior



Receipts 08/09 Season

Season to Date (Kg.) 35,830,398.6 Previous Season to Date 36,255,804.6 Percentage Change: -1.17%



Current Season — Previous Season —

**Average Fleece Wool Prices (c/kg. clean)
Spinners and Good Topmaking Styles (AWEX Types MF4 and MF5)**

Micron	100+mm	90mm	80mm	70mm	60mm	50mm	40mm	30mm	20mm	10mm
18.0					6261					
18.5				6008	5772	5153	5032			
19.0				5578	5313	4832	4744			
19.5			5362	5275	4856	4565	4503			
20.0			4937	4843	4589	4178				
20.5		4910	4834	4684	4275	4105	4013			
21.0		4854	4783	4535	4313	4119	3930			
21.5			4734	4482	4323	4050				
22.0			4535	4585	4377	3716		3604		
22.5			4752		4393	3700				
23.0			4596	4538	4058					
23.5				4250						
24.0										

* Based on a minimum of 3 lots sold per category

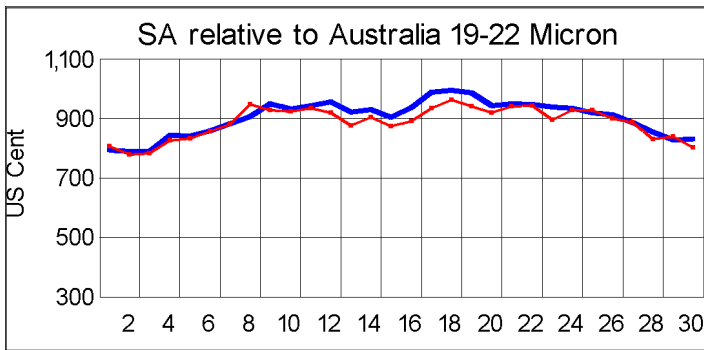
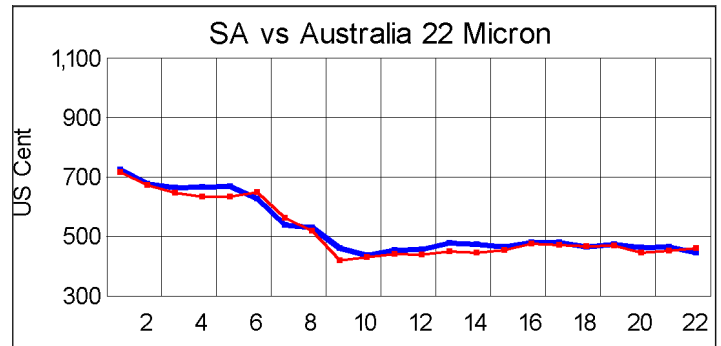
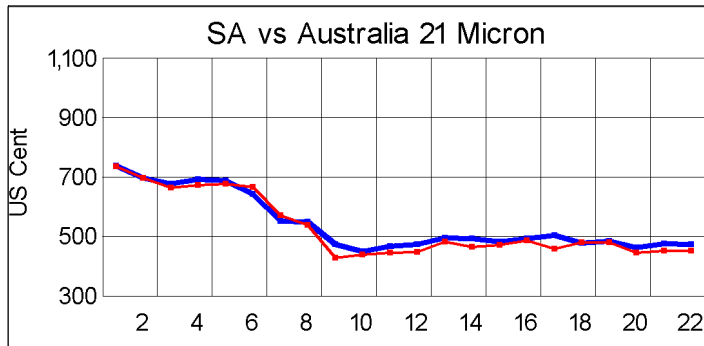
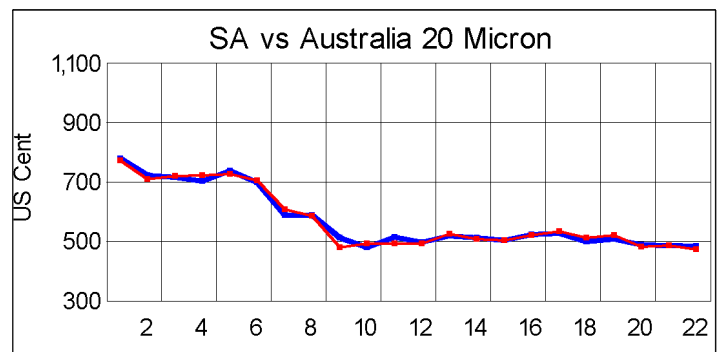
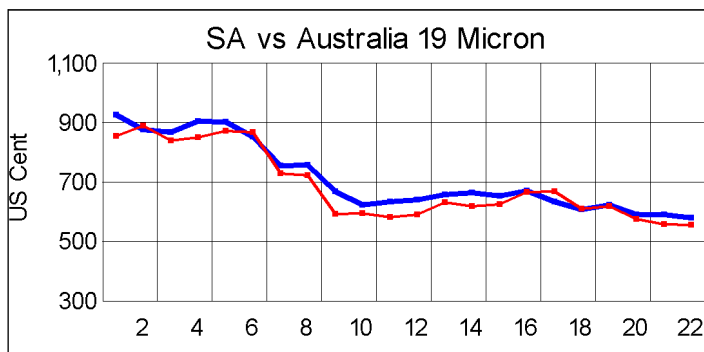
Average Topmaking Styles (AWEX MF6)

Micron	100+mm	90mm	80mm	70mm	60mm	50mm	40mm	30mm	20mm	10mm
18.0										
18.5										
19.0										
19.5						4393				
20.0										
20.5			4711		4224	4011	4046			
21.0			4373	4310			3730			
21.5			4417		3920	3841	3837			
22.0					3937	3674				
22.5				4262						
23.0										
23.5										
24.0										

* Based on a minimum of 3 lots sold per category

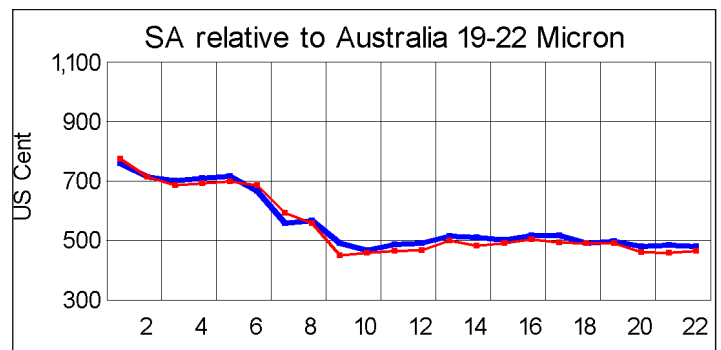
Other Selected Types/Qualities

	Long			Medium		
	19μ	20μ	21μ	19μ	20μ	21μ
Good Quality						
Lambswool	5503	4892		4775	4358	3771
Bellies		3844	3660	4576	3811	3611
Locks		3335		2850	2467	3102
Average Quality						
Lambswool	5532	4717	4169	4540	3775	3946
Bellies	4313	3896	3427	4290	3776	3246
Locks				2010	2329	2216
Inferior Quality						
Fleecewool	4275	3853	3739	4628	3794	3957
Lambswool	4624	3960		4122	4410	
Bellies		3527	3276	3850	3448	2837
Locks			1640	2076	1980	2020



2007/2008

SA in USc
Aus in USc



2008/2009

SA in USc
Aus in USc

Market Commentary

STRONG COMPETITION PUSHES PRICES UP

The market took a turn for the better when prices strengthened for the first time since mid-December 2008 and Cape Wools' Merino indicator gained 3,3% compared with the previous sale a fortnight ago to close at R43,97/kg (clean).

This increase can be attributed to strong competition on the auction floor from greasy wool exporters who were buying to fill orders.

The rand traded at more or less the same levels than at the previous sale against major currencies. It was trading at R9,88 against the US dollar, which was 0,3% down compared with the average rate at the previous sale. At R12,70, the currency was 0,2% stronger against the euro.

It was a fairly large sale comprising 12 557 bales of which 95% was sold. Major buyers were Lempriere SA (3 228 bales); Standard Wool SA (2 863 bales); Stucken (1 587 bales), Modiano (1 463 bales), Chargeurs Wool (1 340 bales) and Segard Masurel (1 023 bales).

Average prices for most long fleece wools were up by between 1% and 3%. Average prices for AWEX types MF4 and MF 5 (70 mm to 80 mm) were as follows: 19 microns were down a marginal 0,6% to R55,78/kg; 20 microns were up 1,5% to R48,90/kg; 21 microns were 3,3% dearer at R46,57/kg and 22 microns gained 1,2% to R45,60/kg.

Approximately 11 000 bales have been rostered for next week's sale