

National Weekly Wool Market Report

Season: 2008/2009

Sale Date: 11 February 2009



Tel: 27-41-4844301
 Fax: 27-41-4846792
 E-mail: stats@capewools.co.za
 Website: www.capewools.co.za

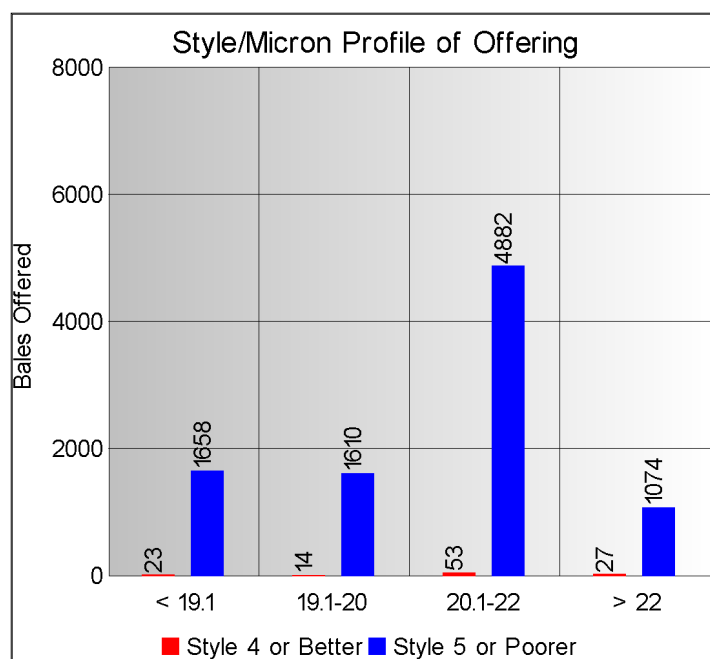
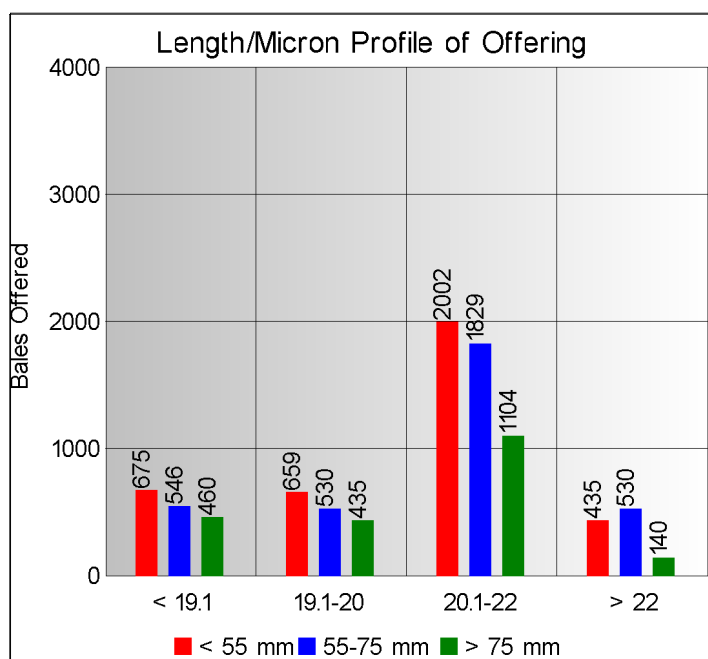
Market Indicators				Buyers			
Indicator Unit	Current Sale	Last Sale	Change	Company	Bales Purchased This Week	% of Purchases	Total Bales Purchased This Season
SA c/kg	4255	4368	-2.6%	Lempriere (AUS) Ltd	2177	23.3%	22298
Ave. to date (08/09)	4852	4882	-0.6%	Standard Wool SA	1854	19.8%	45361
Ave. to date (07/08)	5949			Segard Masurel SA	1503	16.1%	24755
US c/kg	432	436	-0.7%	G Modiano SA	733	7.8%	31888
Euro c/kg	334	336	-0.5%	Stucken & Co	638	6.8%	24233
AWEX EMI	731	739	-1.1%	A Dewavrin Freres	533	5.7%	4255
				Chargeurs Wool SA	430	4.6%	23116
				New England Wool SA	23	0.3%	752

Exchange Rates			
Currency Unit	This Week	Previous Week	% Change
R/USD	9.8430	10.0293	1.9%
R/Euro	12.7304	12.9982	2.1%
R/AUD	6.4464	6.4526	0.1%
USD/AUD	0.6551	0.6433	-1.8%

Analysis of Offerings by Broker This Week (Bales)

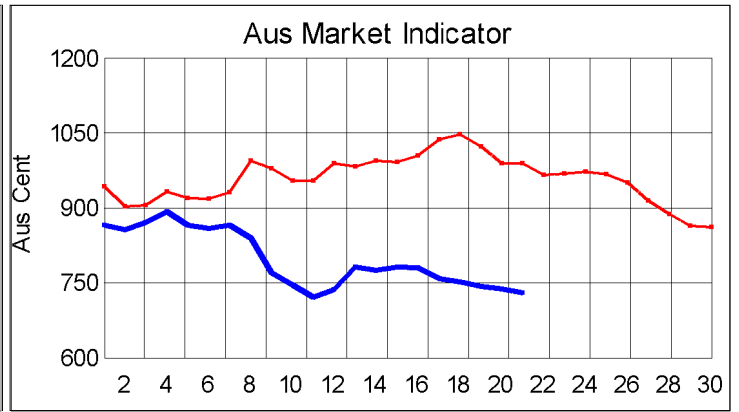
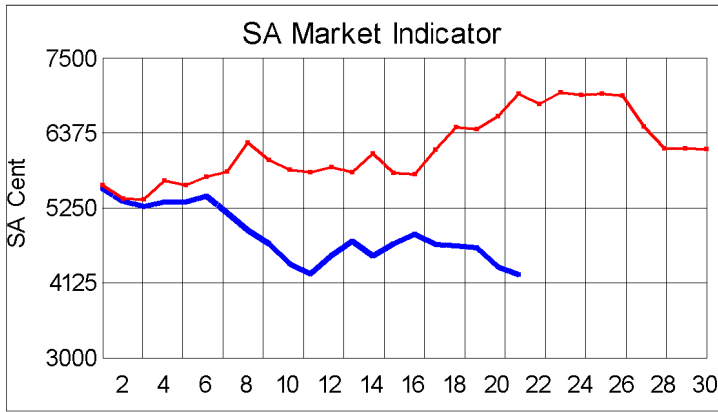
Broker	Merino Fleeces	Merino Bellies	Merino Lambs	Merino Backs	Merino Locks	* Other	Total	% Sold
BKB	2927	494	446	745	472	1287	6371	85.2%
CMW	1375	339	322	248	193	497	2974	82.8%
LAN	0	0	0	0	0	0	0	
SBL	0	0	0	0	0	0	0	
VLW	0	0	0	0	0	0	0	
Total	4302	833	768	993	665	1784	9345	84.4%

* Crossbred types, Coarse and Coloured and Inferior



Receipts 08/09 Season

Season to Date (Kg.) 33,661,392.4 Previous Season to Date 33,754,551.4 Percentage Change: -0.28%



Current Season — Previous Season —

Average Fleece Wool Prices (c/kg. clean)

Spinners and Good Topmaking Styles (AWEX Types MF4 and MF5)

Micron	100+mm	90mm	80mm	70mm	60mm	50mm	40mm	30mm	20mm	10mm
18.0			6346	6264						
18.5			6174	6172	5879	5103				
19.0			5611		5170					
19.5			5358	5184	4730		4253			
20.0			4886	4748	4638	4148				
20.5			4641	4496	4214	3894				
21.0			4560	4460		3823				
21.5			4586							
22.0			4507							
22.5				4415						
23.0										
23.5										
24.0										

* Based on a minimum of 3 lots sold per category

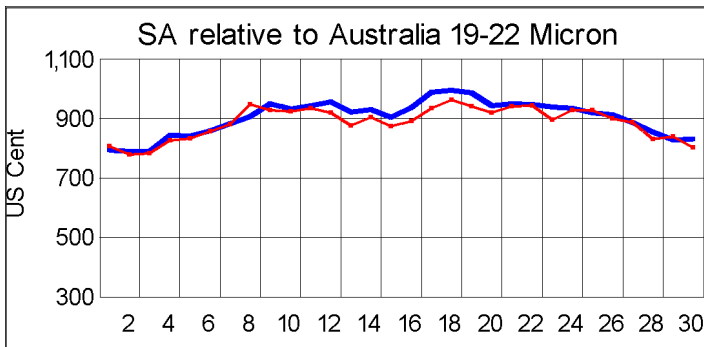
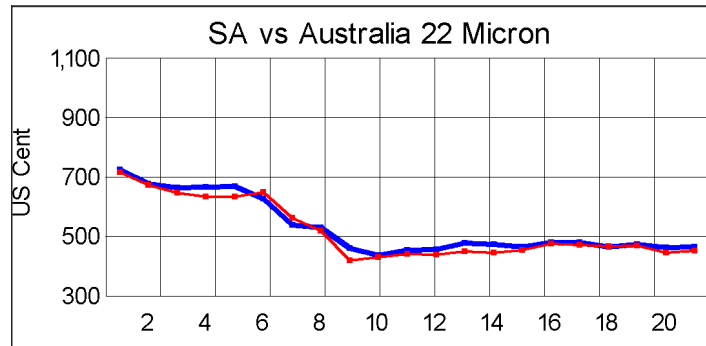
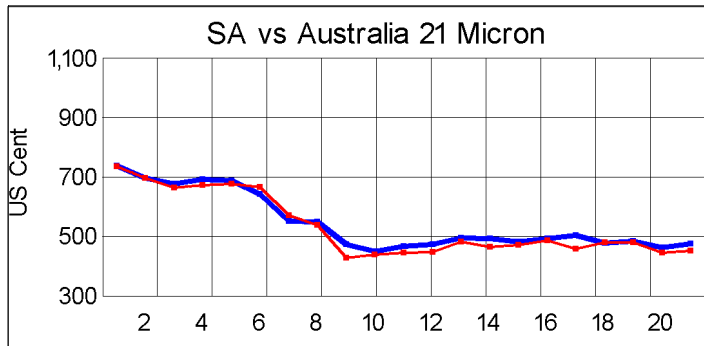
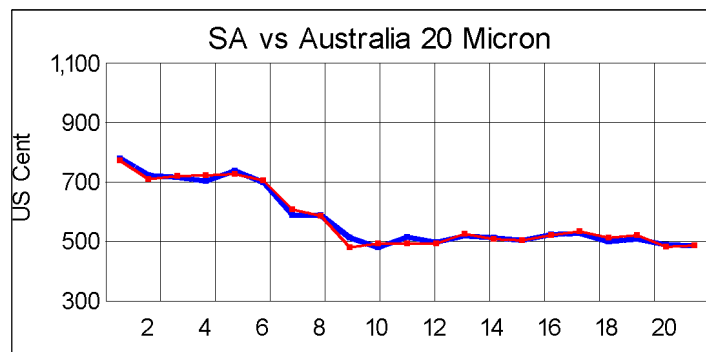
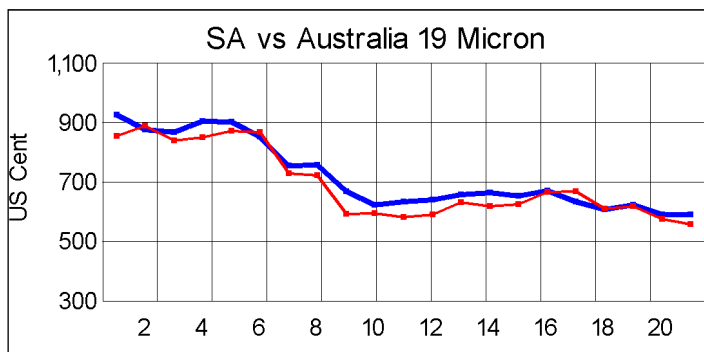
Average Topmaking Styles (AWEX MF6)

Micron	100+mm	90mm	80mm	70mm	60mm	50mm	40mm	30mm	20mm	10mm
18.0										
18.5			5698							
19.0										
19.5				4897						
20.0										
20.5										
21.0				4183	3914					
21.5										
22.0										
22.5										
23.0										
23.5										
24.0										

* Based on a minimum of 3 lots sold per category

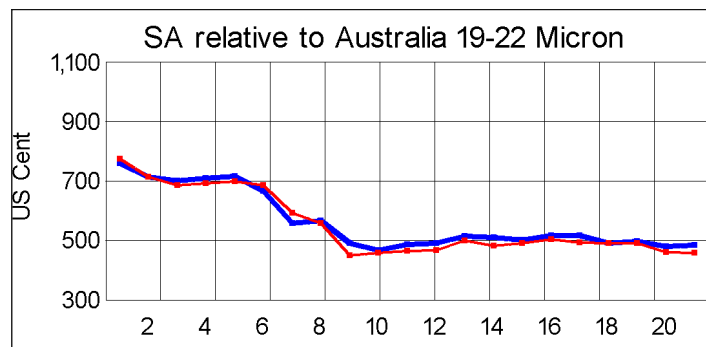
Other Selected Types/Qualities

	Long			Medium		
	19μ	20μ	21μ	19μ	20μ	21μ
Good Quality						
Lambswool	5439	4432	4752	5094	3909	3428
Bellies	4968		3560	4531		
Locks				3217	2861	2799
Average Quality						
Lambswool	5880	4073		4333	4020	3332
Bellies	4641	3644	3472	3930	3668	3243
Locks				2628	1863	1747
Inferior Quality						
Fleecewool	4462	3910	3801		3788	3182
Lambswool						
Bellies			3281	3603	3391	3305
Locks	1933			1791	1487	1573



2007/2008

SA in USc
Aus in USc



2008/2009

SA in USc
Aus in USc

Market Commentary

MARKET SOFTENS

PORT ELIZABETH: Continuing downward pressure on commodity prices and a stronger rand were the two major factors contributing to the 2,6% decrease in Cape Wools' Merino indicator at this week's sale, which saw the indicator closing at R42,55/kg (clean).

The rand was extremely volatile in the course of the morning, but the average rate for the day came to R9,84 against the US dollar - 1,9% stronger compared with the average rate at last week's sale. The rand, at R12,73, was 2,1% stronger against the euro.

A total of 9 345 bales was on offer and 84% was sold, which was on par with last week's sales percentage of 86%, indicating ongoing caution of purchases by the local buyers. Major buyers were Lempriere SA (2 177 bales); Standard Wool SA (1 854 bales); Segard Masurel (1 503 bales) and Modiano (733 bales).

Average prices for long fleece wools were down between 0,6% and 3%

Average prices for AWEX types MF4 and MF 5 (70mm to 80 mm) were as follows: 19 microns dropped 0,6% to R56,11/kg; 20 microns were down 2,1% to R48,70/kg; 21 microns were 3,2% cheaper at R45,10/kg and 22 microns shed 1,4% to R45,07/kg. There were no quotes for 23 microns to 25 microns.

Approximately 11 500 bales will come under the hammer next week.