

National Weekly Wool Market Report

Season: 2008/2009

Sale Date: 20/21 January 2009



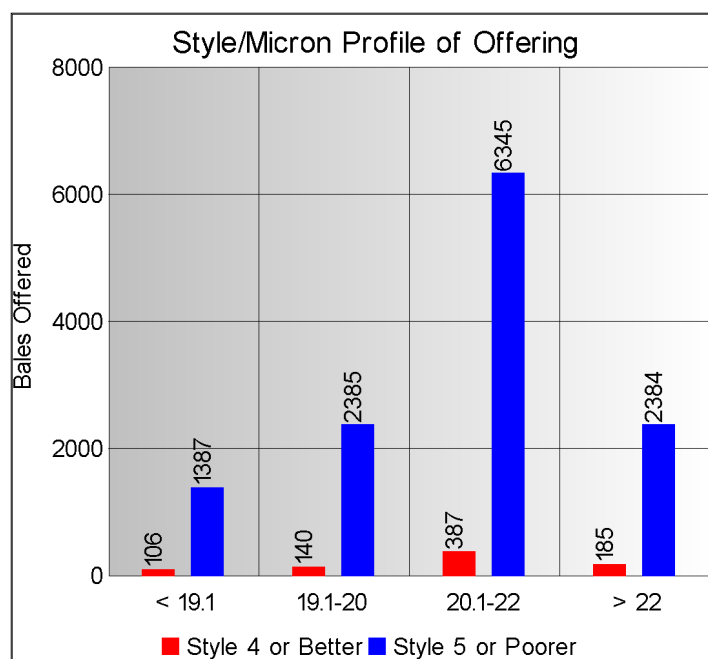
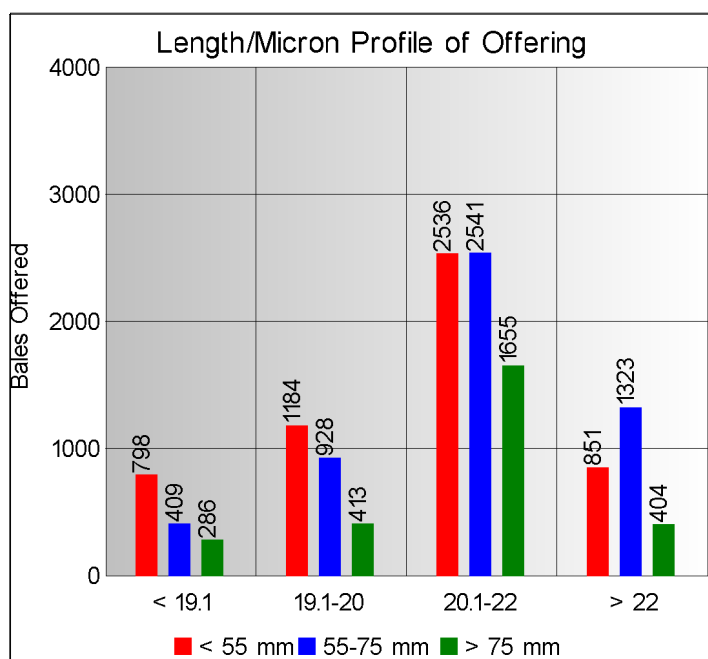
Tel: 27-41-4844301
 Fax: 27-41-4846792
 E-mail: stats@capewools.co.za
 Website: www.capewools.co.za

Market Indicators				Buyers			
Indicator Unit	Current Sale	Last Sale	Change	Company	Bales Purchased This Week	% of Purchases	Total Bales Purchased This Season
SA c/kg	4691	4708	-0.4%	Standard Wool SA	3899	29.3%	39196
Ave. to date (08/09)	4923	4937	-0.3%	Chargeurs Wool SA	2198	16.5%	21465
Ave. to date (07/08)	5827			G Modiano SA	1932	14.5%	29699
US c/kg	461	478	-3.5%	Stucken & Co	1427	10.7%	21088
Euro c/kg	356	360	-0.9%	Lempriere (AUS) Ltd	1356	10.2%	17187
AWEX EMI	753	760	-0.9%	Segard Masurel SA	1346	10.1%	21247
Exchange Rates				A Dewavrin Freres	758	5.7%	3383
Currency Unit	This Week	Previous Week	% Change	New England Wool SA	35	0.3%	714
R/USD	10.1752	9.8583	-3.2%				
R/Euro	13.1657	13.0930	-0.6%				
R/AUD	6.6208	6.6825	0.9%				
USD/AUD	0.6508	0.6781	4.0%				

Analysis of Offerings by Broker This Week (Bales)

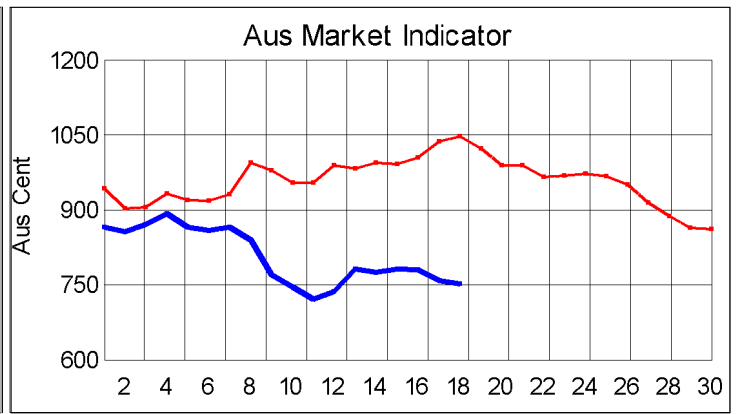
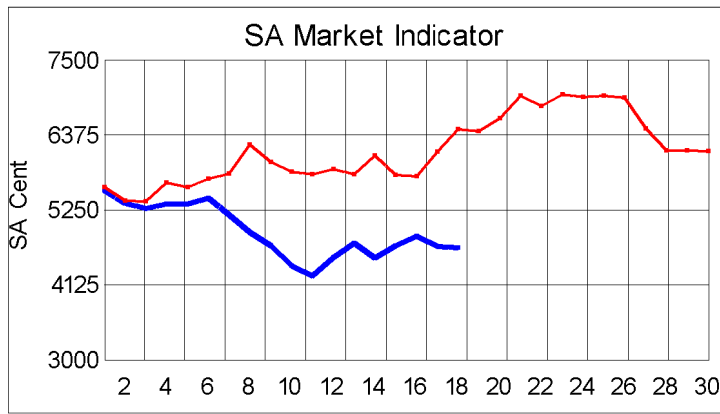
Broker	Merino Fleeces	Merino Bellies	Merino Lambs	Merino Backs	Merino Locks	* Other	Total	% Sold
BKB	4331	642	686	949	611	1709	8928	97.3%
CMW	1633	284	248	398	184	487	3234	97.0%
LAN	34	3	43	3	8	31	122	100.0%
SBL	457	64	55	24	54	143	797	95.2%
VLW	127	25	36	22	14	23	247	100.0%
Total	6582	1018	1068	1396	871	2393	13328	97.2%

* Crossbred types, Coarse and Coloured and Inferior



Receipts 08/09 Season

Season to Date (Kg.) 29,792,534.3 Previous Season to Date 30,401,863.7 Percentage Change: -2.00%



Current Season — Previous Season —

**Average Fleece Wool Prices (c/kg. clean)
Spinners and Good Topmaking Styles (AWEX Types MF4 and MF5)**

Micron	100+mm	90mm	80mm	70mm	60mm	50mm	40mm	30mm	20mm	10mm
18.0			7364	7085	6624	6214				
18.5			6778	6585	6366	6009				
19.0			6283	6113	5664	5584	5494			
19.5			5719	5600	5348	5098	4866			
20.0		5345	5300	5152	5009	4497	4352			
20.5		5135	5107	4923	4717	4334				
21.0		4965	5007	4862	4498	4137	3862			
21.5		4930	4939	4703	4433	4169	3599			
22.0		4909	4823	4790	4493					
22.5			4871	4630	4356	3975				
23.0										
23.5				4309	4184					
24.0				4464						

* Based on a minimum of 3 lots sold per category

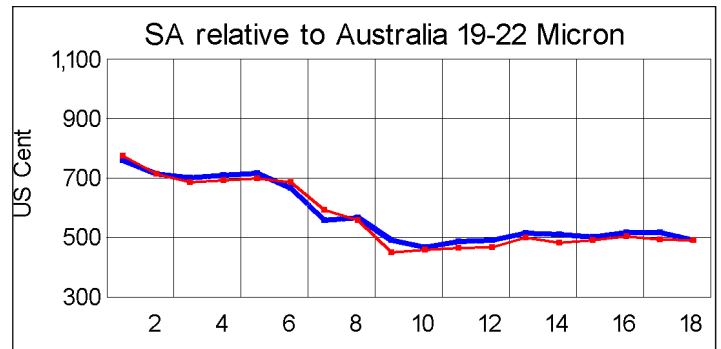
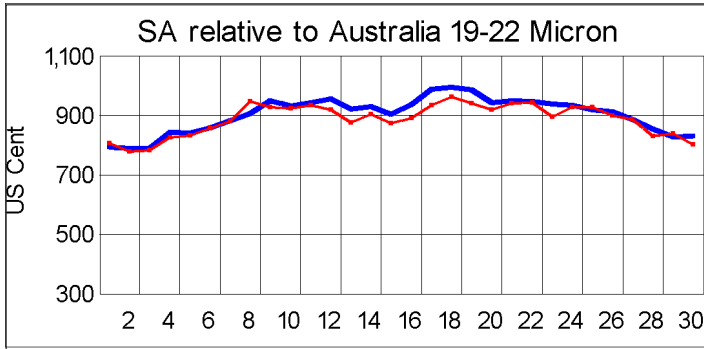
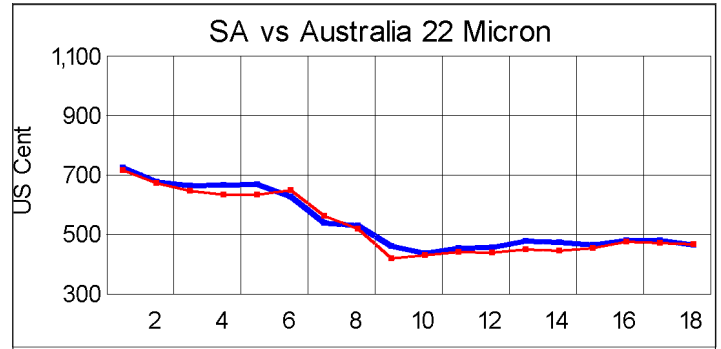
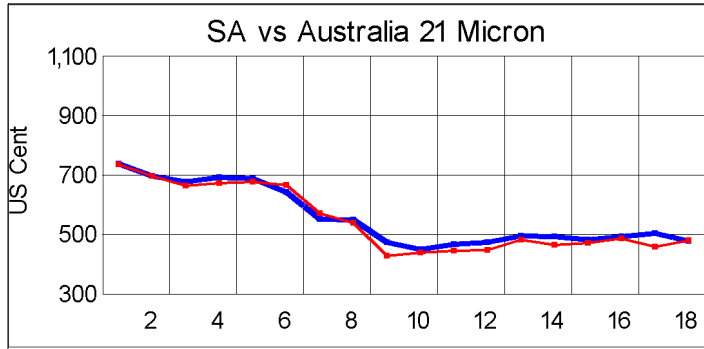
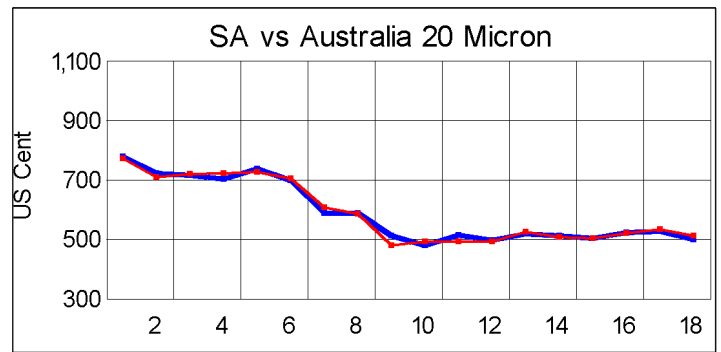
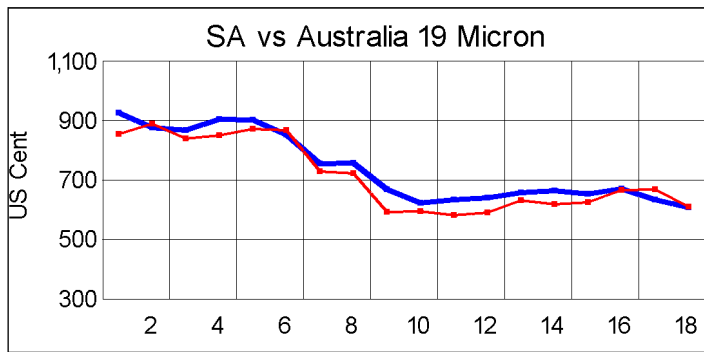
Average Topmaking Styles (AWEX MF6)

Micron	100+mm	90mm	80mm	70mm	60mm	50mm	40mm	30mm	20mm	10mm
18.0										
18.5										
19.0						5485				
19.5						5069				
20.0				4972	4767	4317				
20.5			4766	4857		3842	3587			
21.0			4826	4095		4128	3502			
21.5			4624	4480		4103	3745			
22.0			4554	4526		3961				
22.5										
23.0				4155						
23.5										
24.0										

* Based on a minimum of 3 lots sold per category

Other Selected Types/Qualities

	Long			Medium		
	19μ	20μ	21μ	19μ	20μ	21μ
Good Quality						
Lambswool	6108	4945		5257	4542	3989
Bellies	5390	4813		4646	4807	3763
Locks				3081	2467	2020
Average Quality						
Lambswool	5608	5123	4430	4839	4242	3345
Bellies	5246	4482	3885	4981	4076	3753
Locks				2366	1868	1903
Inferior Quality						
Fleecewool	5048	4567	3964	3961	3618	3699
Lambswool	5921					
Bellies	4845	4336	3720	3953	3298	2926
Locks			1880	1602	1756	1875



2007/2008

SA in USc
Aus in USc

2008/2009

SA in USc
Aus in USc

Market Commentary

MARKET CLOSES VIRTUALLY UNCHANGED

PORT ELIZABETH: Supported by a weaker rand, the market held up fairly well at this week's sale following last week's slide and Cape Wools' Merino indicator closed down a marginal 0,4% at R46,91/kg (clean).

The rand was extremely volatile, jumping from R10,13 in early morning trade to R10,30 against the US dollar later in the day. The average rate for the day came to R10,17 against the dollar (the average of half-hourly quotes received from a commercial bank during the course of the sale), which was 3,2% weaker compared with last week's exchange rate. At R13,17 it was 0,6% weaker against the euro.

Despite a relatively large offering of 13 328 bales, competition was strong and a high sales percentage of 97% was recorded. Major buyers were Standard Wool SA (3 899 bales); Chargeurs Wool (2 198 bales); Modiano (1 932 bales), Stucken (1 427 bales), Lempriere (Aus) (1 356 bales), and Segard Masurel (1 346 bales).

Prices of similar types were generally mixed due to the unstable currency during the sale, and long fleece wool (70 mm to 80 mm) of 20 microns to 24 microns were down between 1% and 3% on average.

Approximately 7 000 bales will be offered at next week's sale.