

# National Weekly Wool Market Report

Season: 2008/2009

Sale Date: 13/14 January 2009



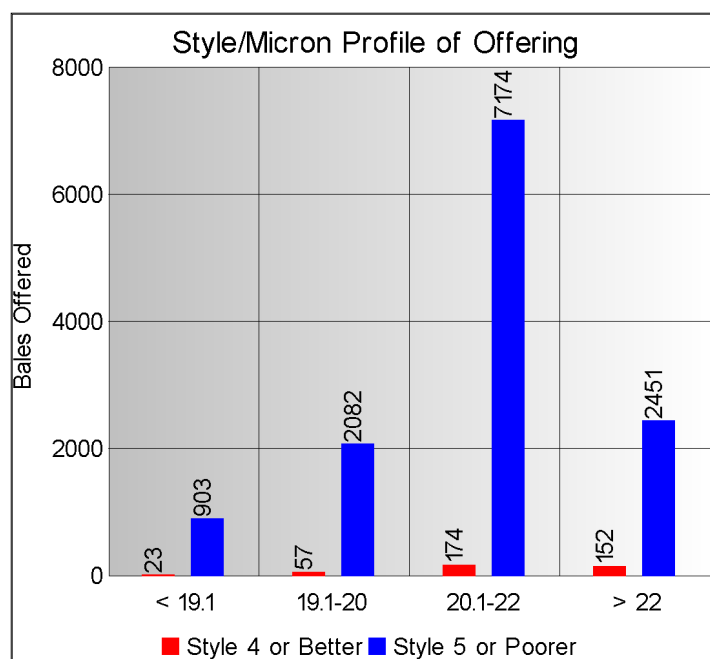
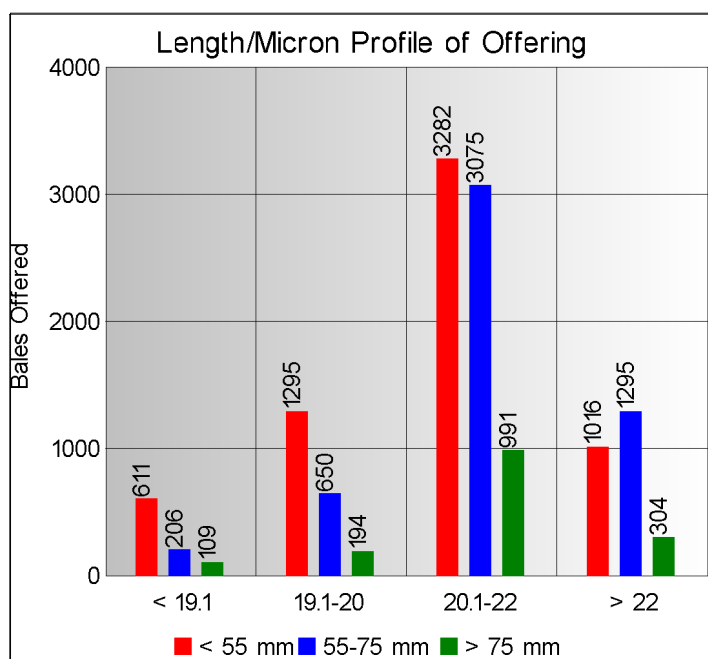
Tel: 27-41-4844301  
 Fax: 27-41-4846792  
 E-mail: stats@capewools.co.za  
 Website: www.capewools.co.za

Market Indicators				Buyers			
Indicator Unit	Current Sale	Last Sale	Change	Company	Bales Purchased This Week	% of Purchases	Total Bales Purchased This Season
SA c/kg	4708	4862	-3.2%	Standard Wool SA	4331	33.2%	35200
Ave. to date (08/09)	4937	4951	-0.3%	Lempriere (AUS) Ltd	2107	16.2%	15820
Ave. to date (07/08)	5789			Chargeurs Wool SA	2021	15.5%	19200
US c/kg	478	478	-0.2%	G Modiano SA	1566	12.0%	27758
Euro c/kg	360	360	-0.0%	Segard Masurel SA	1183	9.1%	19875
AWEX EMI	760	781	-2.7%	Stucken & Co	803	6.2%	19578
Exchange Rates				A Dewavrin Freres	386	3.0%	2625
Currency Unit	This Week	Previous Week	% Change	New England Wool SA	15	0.1%	679
R/USD	9.8583	10.1645	3.0%				
R/Euro	13.0930	13.5196	3.2%				
R/AUD	6.6825	6.6908	0.1%				
USD/AUD	0.6781	0.6581	-3.0%				

## Analysis of Offerings by Broker This Week (Bales)

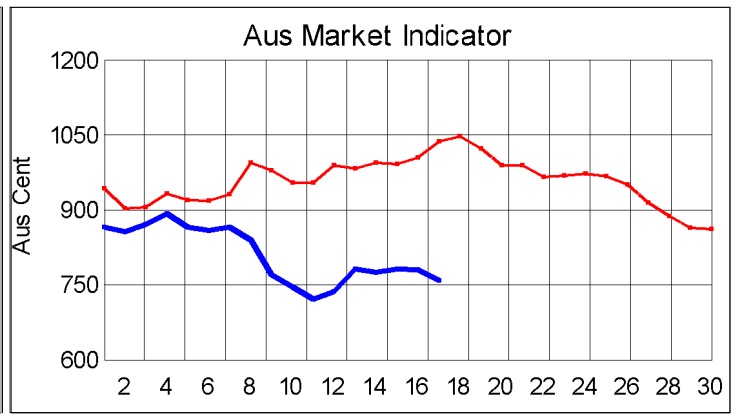
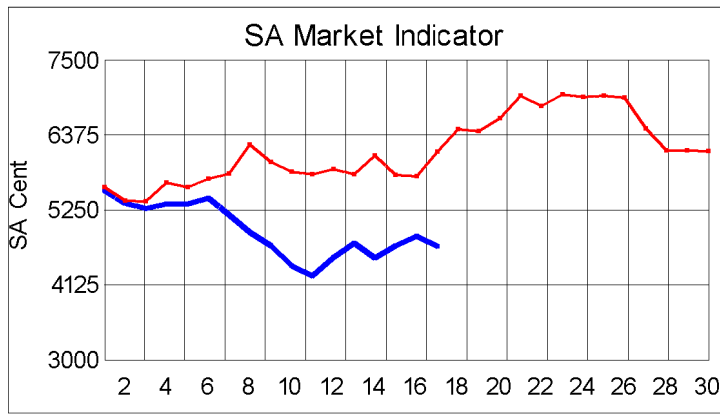
Broker	Merino Fleeces	Merino Bellies	Merino Lambs	Merino Backs	Merino Locks	* Other	Total	% Sold
BKB	4303	948	574	1255	601	1678	9359	94.7%
CMW	1665	383	316	381	268	656	3669	96.9%
LAN	0	0	0	0	0	0	0	
SBL	0	0	0	0	0	0	0	
VLW	0	0	0	0	0	0	0	
<b>Total</b>	<b>5968</b>	<b>1331</b>	<b>890</b>	<b>1636</b>	<b>869</b>	<b>2334</b>	<b>13028</b>	<b>95.3%</b>

\* Crossbred types, Coarse and Coloured and Inferior



## Receipts 08/09 Season

Season to Date (Kg.) 28,704,035.2 Previous Season to Date 29,429,434.8 Percentage Change: -2.46%



Current Season — Previous Season —

**Average Fleece Wool Prices (c/kg. clean)  
Spinners and Good Topmaking Styles (AWEX Types MF4 and MF5)**

Micron	100+mm	90mm	80mm	70mm	60mm	50mm	40mm	30mm	20mm	10mm
18.0					6704		5873			
18.5					6547	5887	5681			
19.0				6578	6036	5627				
19.5			6055	5814	5613	5282	5023			
20.0			5438	5292	5093	4767	4388			
20.5			5004	5087	4784	4435	3726			
21.0		4848	5180	4821	4603	4243	3902			
21.5			4928	4858	4684	4142	3896			
22.0			4912	4917	4559	4269				
22.5			4859		4549	4150				
23.0		4715	4738	4759	4505					
23.5										
24.0			4597							

\* Based on a minimum of 3 lots sold per category

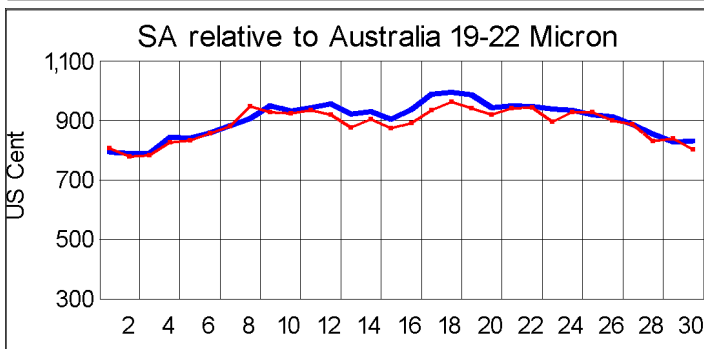
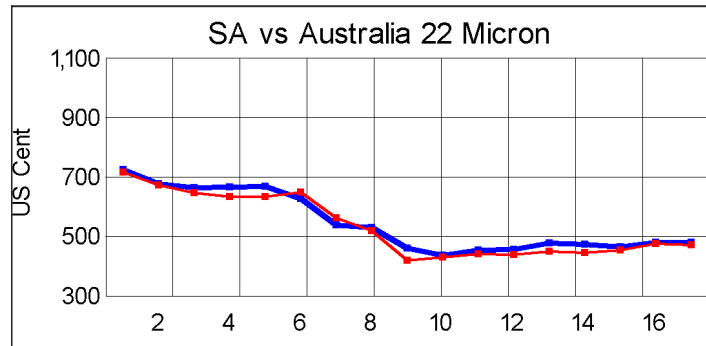
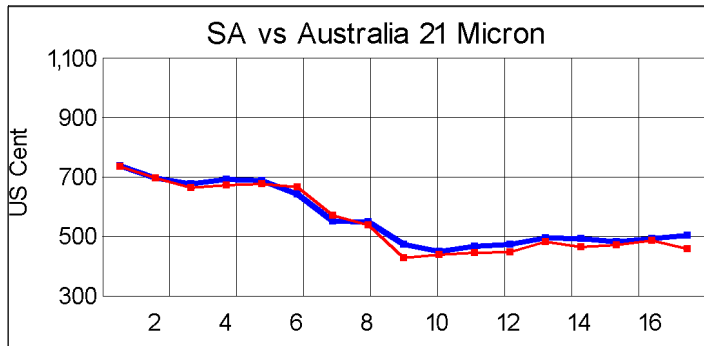
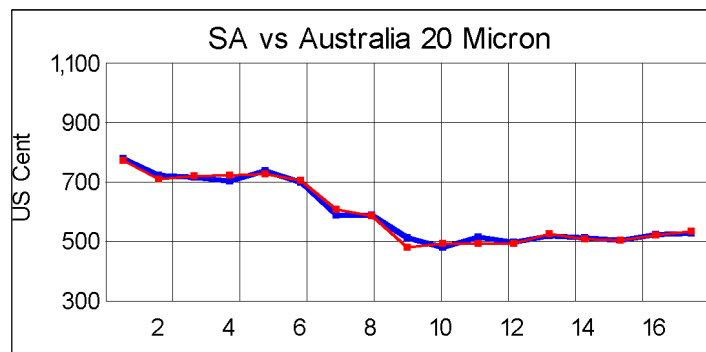
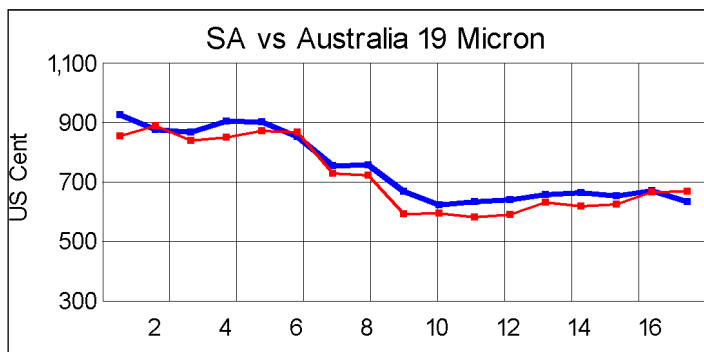
**Average Topmaking Styles (AWEX MF6)**

Micron	100+mm	90mm	80mm	70mm	60mm	50mm	40mm	30mm	20mm	10mm
18.0										
18.5										
19.0										
19.5				5560						
20.0				4991		4518				
20.5			4875	4670	4859					
21.0			4630	4556		4186				
21.5			4520							
22.0			4463	4647	4311	3861				
22.5				4099	4348					
23.0										
23.5										
24.0										

\* Based on a minimum of 3 lots sold per category

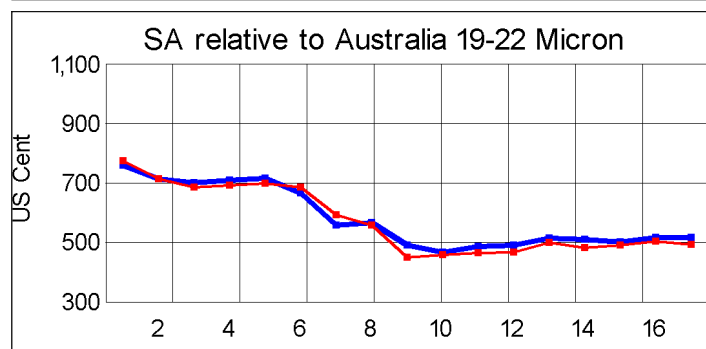
**Other Selected Types/Qualities**

	Long			Medium		
	19μ	20μ	21μ	19μ	20μ	21μ
<b>Good Quality</b>						
Lambswool	5836	5433	4848	5662	4688	4057
Bellies	5269			5150	4649	3454
Locks				2794	2434	1575
<b>Average Quality</b>						
Lambswool	6064	4793		5058	4259	3977
Bellies		4478		5237	4120	3621
Locks				1306	2026	1589
<b>Inferior Quality</b>						
Fleecewool	5115	4189	4245	5347	3998	3749
Lambswool	6294	4909	4909	5368	4250	
Bellies		3659		4415	3740	3333
Locks				1662	1485	1618



2007/2008

SA in USc  
Aus in USc



2008/2009

SA in USc  
Aus in USc

### Market Commentary

#### MARKET SOFTER AT FIRST SALE

**PORT ELIZABETH:** The first sale of the year saw prices softening amid global economic concerns and a stronger rand. Cape Wool's Merino indicator ended the day down 3,2% on the previous sale in mid-December last year to close at R47,08/kg (clean).

The rand was 3% stronger against the US dollar compared with the exchange rate at the previous sale, trading at R9,86 by mid-morning. At R13,09 it was down 3,2% against the euro.

Prices were mixed with some quality Merino wools fetching better than expected prices, while other types were down. There was keen competition from all sectors of the trade with good demand from China.

A total of 13 028 bales was on offer of which 95% changed hands. Major buyers were Standard Wool SA (4 331 bales); Lempriere AUS (2 107 bales); Chargeurs Wool (2 021 bales); Modiano (1 566 bales), and Segard Masurel (1 183 bales).

Average price movements for AWEX types MF4 and MF5 of 70 mm and 80 mm were as follows: 19 microns declined by 1,2 % to R65,78/kg; 20 microns dropped 1,4% to R53,65/kg; 21 microns were unchanged at R50,01/kg; 22 microns were down 0,8% to R47,49/kg, but 23 microns gained 1,9% to close at R47/49/kg. There were no quotes for 24 and 25 microns.

Approximately 14 000 bales will be offered at next week's sale.