

National Weekly Wool Market Report

Season: 2008/2009

Sale Date: 18/19 November 2008



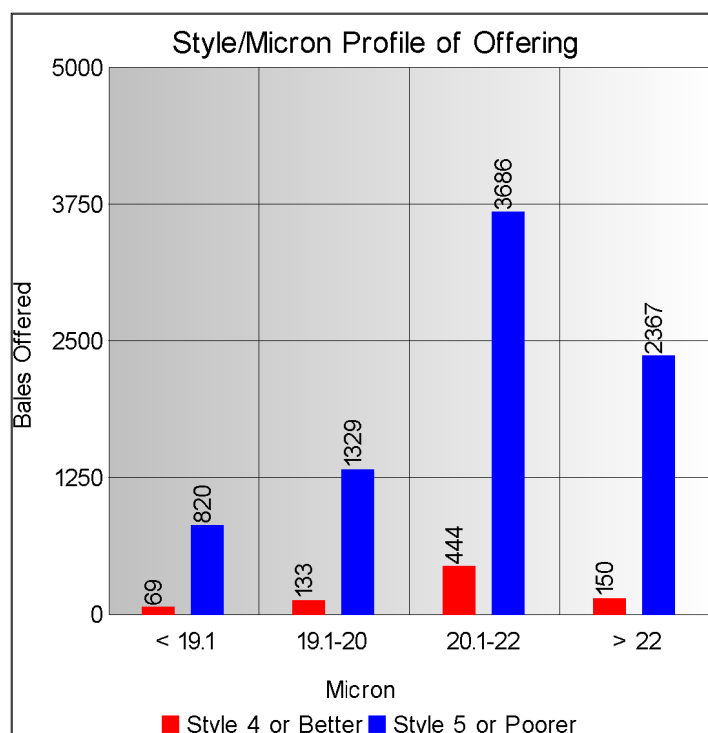
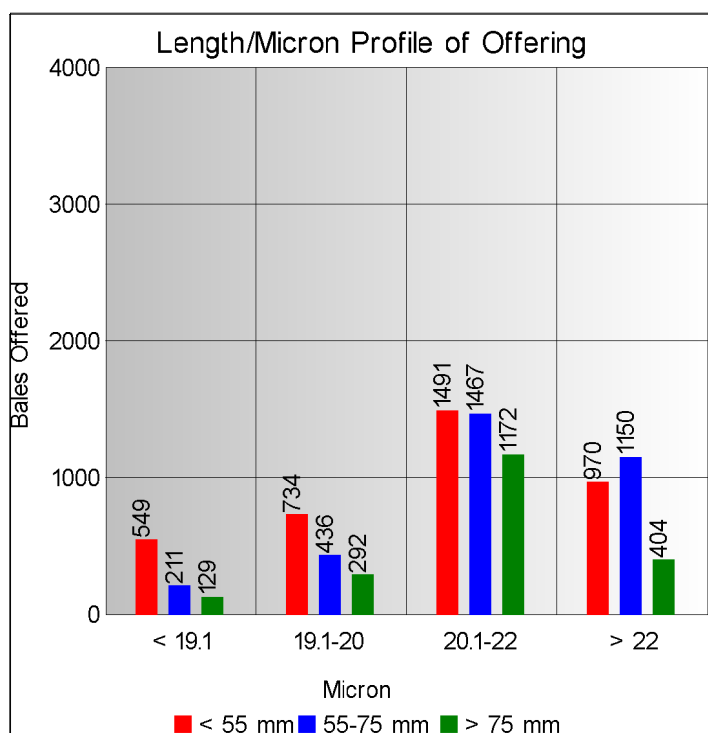
Tel: 27-41-4844301
 Fax: 27-41-4846792
 E-mail: stats@capewools.co.za
 Website: www.capewools.co.za

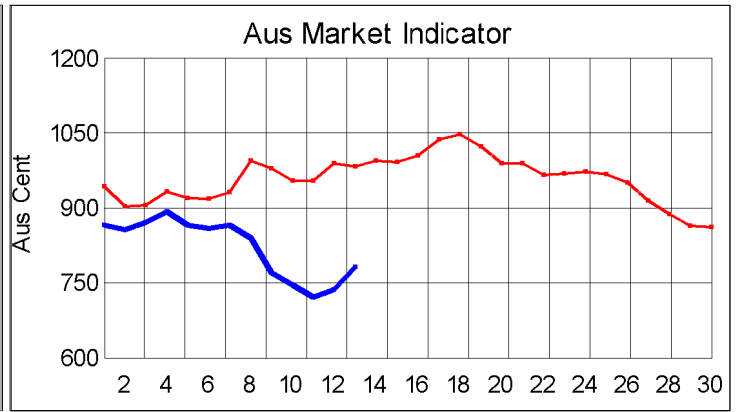
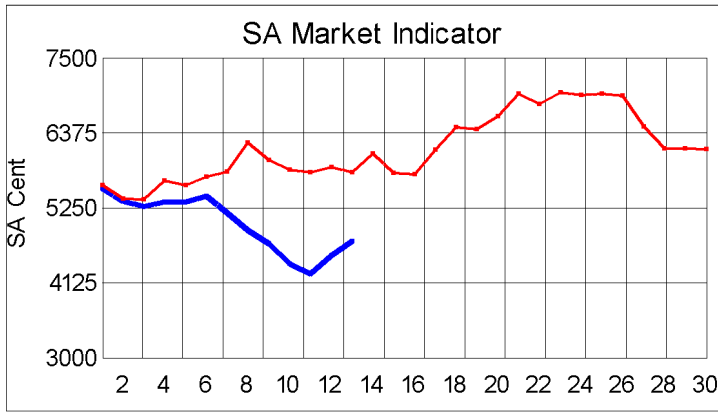
Market Indicators				Buyers			
Indicator Unit	Current Sale	Last Sale	Change	Company	Bales Purchased This Week	% of Purchases	Total Bales Purchased This Season
SA c/kg	4755	4541	4.7%	Standard Wool SA	2763	30.7%	21544
Ave. to date (08/09)	5008	5029	-0.4%	G Modiano SA	1479	16.4%	22333
Ave. to date (07/08)	5744			Chargeurs Wool SA	1367	15.2%	13586
US c/kg	466	443	5.2%	Lempriere (AUS) Ltd	1246	13.8%	9562
Euro c/kg	369	352	4.8%	Stucken & Co	1006	11.2%	15712
AWEX EMI	783	738	6.1%	Segard Masurel SA	960	10.7%	15109
Exchange Rates				A Dewavrin Freres	69	0.8%	2245
Currency Unit	This Week	Previous Week	% Change				
R/USD	10.2050	10.2566	0.5%				
R/Euro	12.8864	12.8983	0.1%				
R/AUD	6.5920	6.7768	2.7%				
USD/AUD	0.6460	0.6605	2.2%				

Analysis of Offerings by Broker This Week (Bales)

Broker	Merino Fleeces	Merino Bellies	Merino Lambs	Merino Backs	Merino Locks	* Other	Total	% Sold
BKB	2556	467	406	463	363	858	5113	99.3%
CMW	1270	331	350	300	214	187	2652	97.2%
LAN	45	13	5	1	15	13	92	97.8%
SBL	425	58	41	46	69	128	767	100.0%
VLW	200	23	58	43	19	38	381	99.7%
Total	4496	892	860	853	680	1224	9005	98.7%

* Crossbred types, Coarse and Coloured and Inferior





Current Season — Previous Season —

**Average Fleece Wool Prices (c/kg. clean)
Spinners and Good Topmaking Styles (AWEX Types MF4 and MF5)**

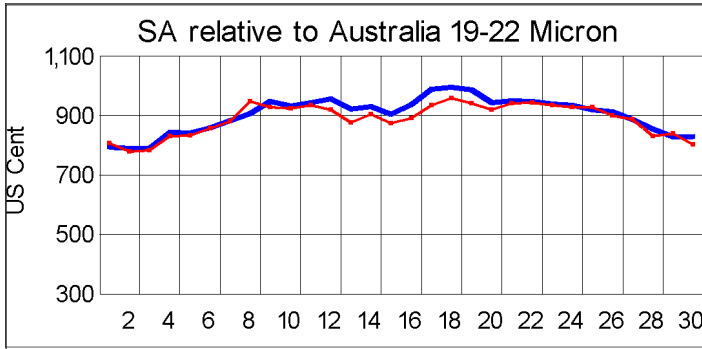
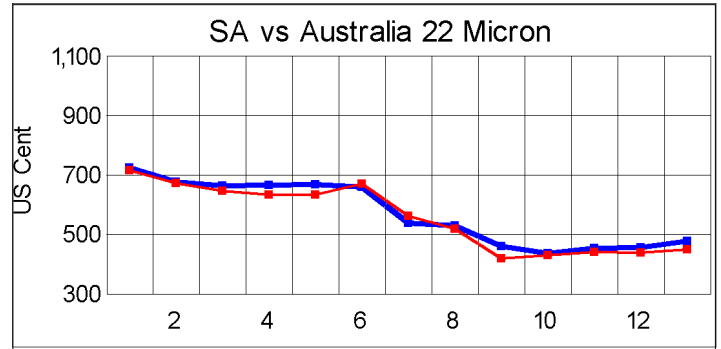
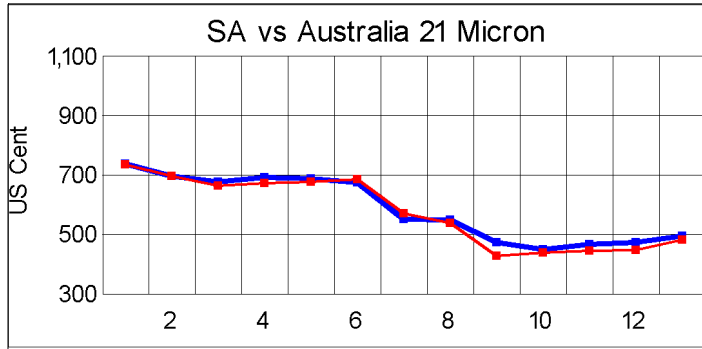
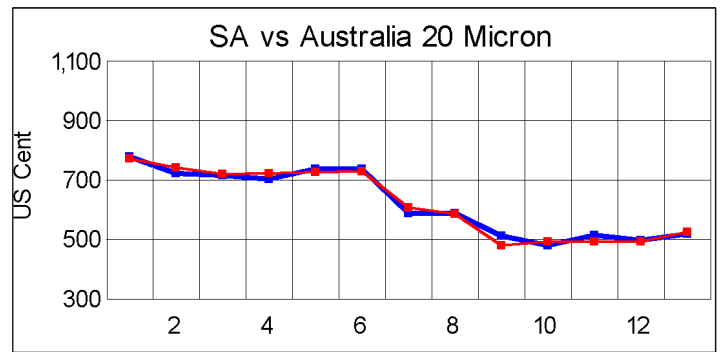
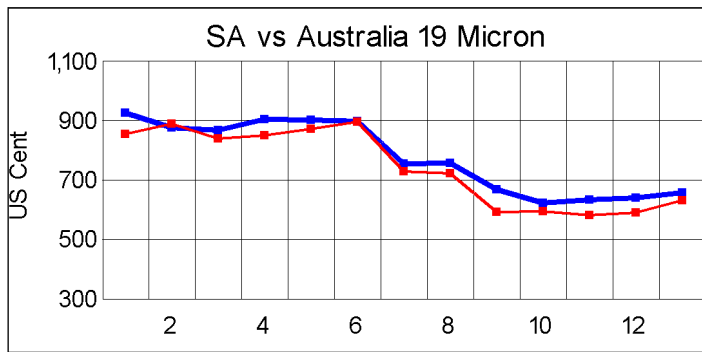
Micron	100+mm	90mm	80mm	70mm	60mm	50mm	40mm	30mm	20mm	10mm
18.0					7041					
18.5			6918	6923						
19.0			6442	6264	6035	5843	4769			
19.5			5980	5713		5453	4837			
20.0			5531	5231	5022	4775	4272			
20.5		5180	5086	4960	4732	4390	3956			
21.0		4970	4974	4805	4620	4284	4055			
21.5		4900	4779	4813	4708	4161	3816			
22.0		4774	4700	4777	4626	4143	3565			
22.5		4779		4397						
23.0		4613	4574							
23.5		4634								
24.0										

Average Topmaking Styles (AWEX MF6)

Micron	100+mm	90mm	80mm	70mm	60mm	50mm	40mm	30mm	20mm	10mm
18.0										
18.5										
19.0				6407						
19.5				5265						
20.0										
20.5			5001			4177				
21.0				4691		4130				
21.5				4544		3929				
22.0				4434						
22.5										
23.0										
23.5										
24.0										

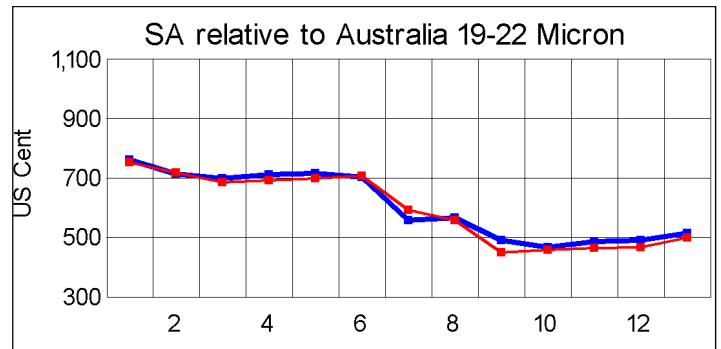
Other Selected Types/Qualities

	Long			Medium		
	19μ	20μ	21μ	19μ	20μ	21μ
Good Quality						
Lambswool	6497			5322	4282	3642
Bellies	5521	4639	4500	5805	4010	
Locks				2921	2533	2555
Average Quality						
Lambswool	6269	5159	4342	4843	4072	4038
Bellies	5364	4696	4341	5134	4282	3794
Locks		3031		2360	2440	2118
Inferior Quality						
Fleecewool	5648	4688	4108	5276	3890	3499
Lambswool	5341	4048		4598	4598	
Bellies	5546	4204	3386	4668	3923	3604
Locks	2972	2490		2606	2292	2078



2007/2008

— SA in USc
— Aus in USc



2008/2009

— SA in USc
— Aus in USc

Market Commentary

PRICES UP FOR SECOND CONSECUTIVE WEEK

PORT ELIZABETH: Prices were up for a second consecutive week on the back of strong demand from China and Cape Wools' Merino indicator gained 4,7% to close at R47,55/kg clean. This means that the indicator has over the past two weeks alone gained 11%.

China is presently very active in the market with importers scrambling to fill quotas before year-end, resulting in price increases around the world.

The local price increase occurred despite a slightly stronger rand. At R10,21, it was 0,5% stronger against the dollar compared with last Wednesday's exchange rate, but at R12,89 was unchanged against the euro. A total of 8 997 bales was offered of which 98% was sold.

Major buyers were Standard Wool SA (2 729 bales); Modiano (1 471 bales); Chargeurs Wool (1 355 bales); Lempriere AUS (1 243 bales); and Stucken (1 002 bales). The prices of all long Merino types were up between 3% and almost 8%.

Average price movements for AWEX types MF4 and MF5 of 70 mm and 80 mm were as follows: 19 microns gained 6,2% to R63,53/kg; 20 micron rose 7,7% to R53,81/kg; 21 microns were 3,2% dearer at R48,90/kg, and 22 microns were up 4,3% to close at R47,39/kg. There were no quotes for 23 microns to 25 microns.

Approximately 10 000 bales will be on offer next week.