

National Weekly Wool Market Report

Season: 2008/2009

Sale Date: 12 November 2008



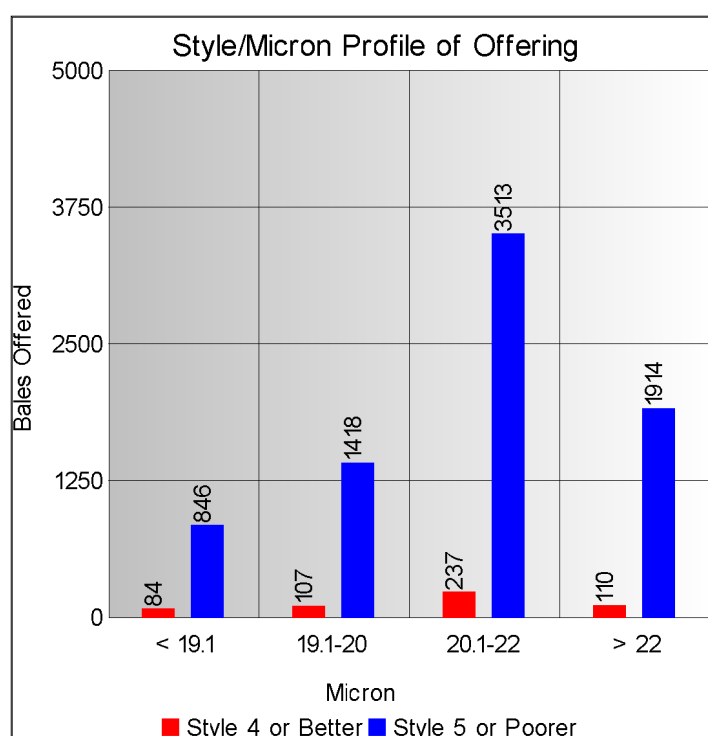
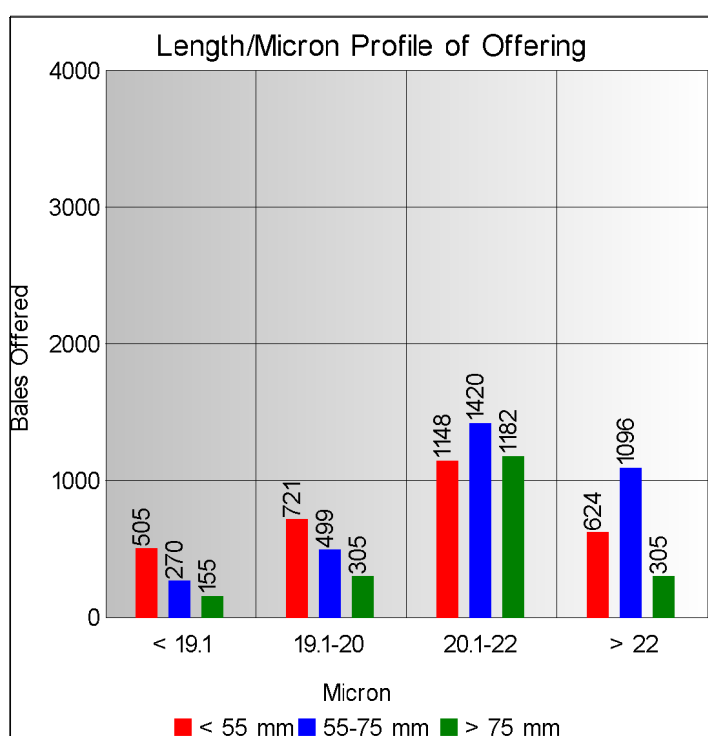
Tel: 27-41-4844301
 Fax: 27-41-4846792
 E-mail: stats@capewools.co.za
 Website: www.capewools.co.za

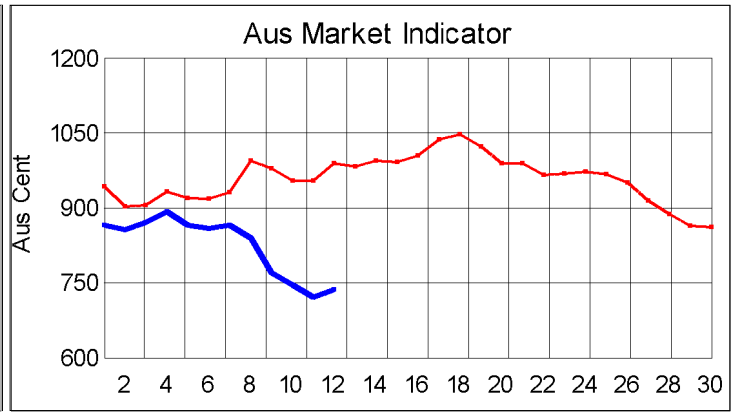
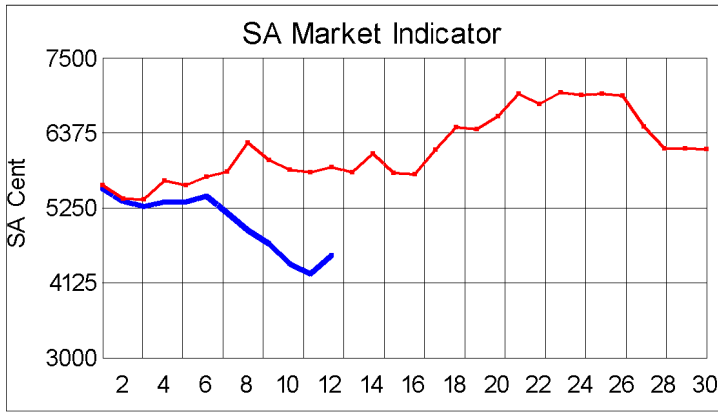
Market Indicators				Buyers			
Indicator Unit	Current Sale	Last Sale	Change	Company	Bales Purchased This Week	% of Purchases	Total Bales Purchased This Season
SA c/kg	4541	4264	6.5%	Standard Wool SA	1883	22.9%	18773
Ave. to date (08/09)	5029	5073	-0.9%	Segard Masurel SA	1332	16.2%	14133
Ave. to date (07/08)	5740			Lempriere (AUS) Ltd	1285	15.6%	8278
US c/kg	443	444	-0.2%	Chargeurs Wool SA	1269	15.4%	12218
Euro c/kg	352	345	2.2%	G Modiano SA	1165	14.2%	20852
AWEX EMI	738	722	2.2%	Stucken & Co	1061	12.9%	14706
Exchange Rates				A Dewavrin Freres	92	1.1%	2176
Currency Unit	This Week	Previous Week	% Change	New England Wool SA	10	0.1%	633
R/USD	10.2566	9.6110	-6.7%				
R/Euro	12.8983	12.3773	-4.2%				
R/AUD	6.7768	6.6430	-2.0%				
USD/AUD	0.6605	0.6913	4.5%				

Analysis of Offerings by Broker This Week (Bales)

Broker	Merino Fleeces	Merino Bellies	Merino Lambs	Merino Backs	Merino Locks	* Other	Total	% Sold
BKB	3269	494	587	611	395	794	6150	98.3%
CMW	1162	207	180	197	157	177	2080	98.6%
LAN	0	0	0	0	0	0	0	
SBL	0	0	0	0	0	0	0	
VLW	0	0	0	0	0	0	0	
Total	4431	701	767	808	552	971	8230	98.4%

* Crossbred types, Coarse and Coloured and Inferior





Current Season — Previous Season —

**Average Fleece Wool Prices (c/kg. clean)
Spinners and Good Topmaking Styles (AWEX Types MF4 and MF5)**

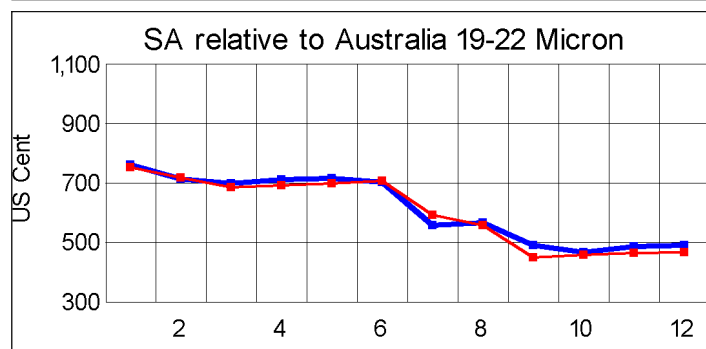
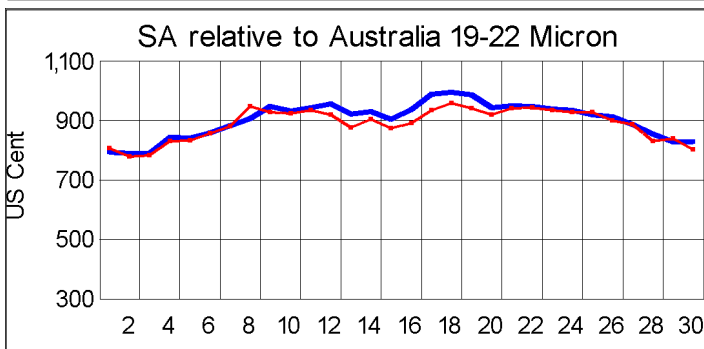
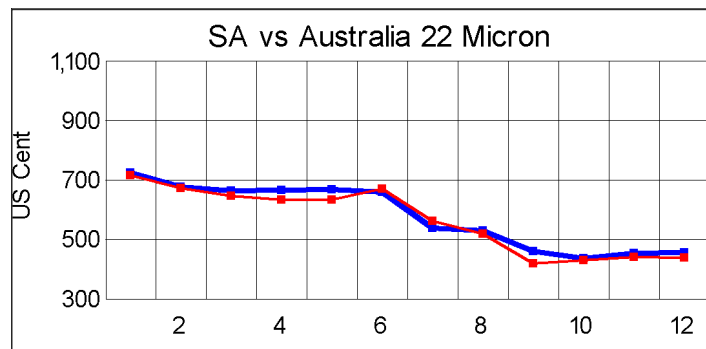
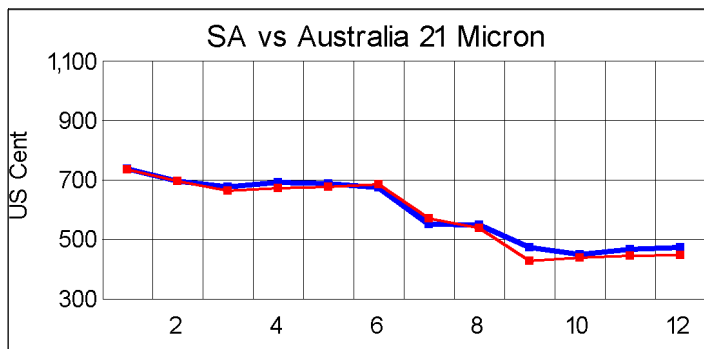
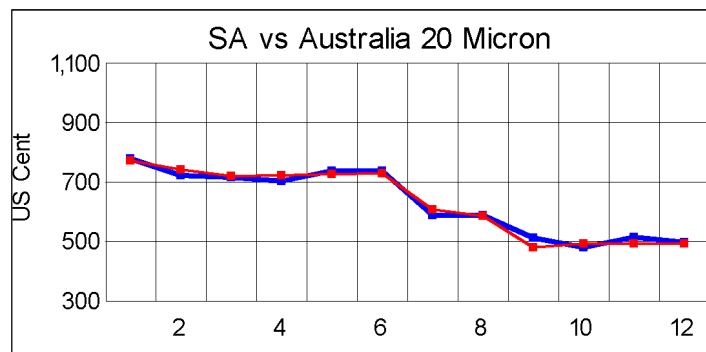
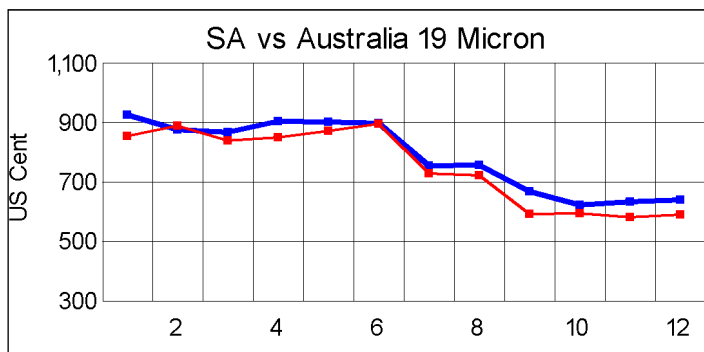
Micron	100+mm	90mm	80mm	70mm	60mm	50mm	40mm	30mm	20mm	10mm
18.0										
18.5			6760	6566	6641					
19.0		6111	6170	5798						
19.5		5711	5664	5632		4986	4497			
20.0		5136	5123	4873		4965	4269			
20.5		4806	4846	4799	4389	4107	3741			
21.0		4821	4773	4704	4363	4248	3580			
21.5		4580	4645	4570	4370	3947	3439			
22.0		4601	4604	4486		4223				
22.5				4515	4351					
23.0										
23.5				4458						
24.0										

Average Topmaking Styles (AWEX MF6)

Micron	100+mm	90mm	80mm	70mm	60mm	50mm	40mm	30mm	20mm	10mm
18.0										
18.5										
19.0										
19.5							4292			
20.0				4945			3868			
20.5				4462			3667			
21.0			4561	4505						
21.5										
22.0										
22.5			4397	4387						
23.0										
23.5										
24.0										

Other Selected Types/Qualities

	Long			Medium		
	19μ	20μ	21μ	19μ	20μ	21μ
Good Quality						
Lambswool	6344	5558		5648	3936	3549
Bellies		4666	4112	5371	3554	3131
Locks	2509		2455	3163	2157	2004
Average Quality						
Lambswool	6014	4824	4139	4025	3928	3723
Bellies	5207	4850	4059	4456	4189	3845
Locks				2492	2126	2162
Inferior Quality						
Fleecewool	5316	5045	4104		3723	3914
Lambswool	6436		3738	4748		
Bellies	5479		3950	4283	3640	3251
Locks				2150	2024	1924



2007/2008

— SA in USc
— Aus in USc

2008/2009

— SA in USc
— Aus in USc

Market Commentary

FIRST PRICE INCREASE IN SIX WEEKS

PORT ELIZABETH: The sharp decline in the value of the rand and keen competition gave this week's sale a welcome boost and Cape Wools' Merino indicator gained 6,5% compared with last week to close at R45,41/kg (clean).

This was the first price increase in six weeks and follows a particularly tough October, during which the indicator fell by almost 19%. The Australian market also strengthened at this week's sales. The sale was marked by strong competition from grease-wool exporters and local processors alike for the 8 230 bales on offer. Major buyers were Standard Wool SA (1 883 bales); Segard Masurel SA (1332 bales); Lempriere (AUS) (1 285 bales); Chargeurs Wool (1 269 bales); Modiano (1 165 bales), and Stucken (1 061 bales). A high sales percentage of 98% was achieved.

The rand was under pressure as risk aversion crept back into markets and traded sharply down against major currencies. At R10,26 it was down 6,7% against the US dollar compared with last week's exchange rate, and at R12,90 it was 4,2% weaker against the euro. The price of all long Merino types were up. Medium wools, however, particularly 21 microns and 22 microns, gained the most and rose nearly 10% and 7% respectively.

Average price movements for good quality long (65 - 95mm) Merino fleeces (spinners' and good topmakers' styles) were as follows: 19 microns gained 2,4% to R59,84/kg; 20 micron rose 4,4% at R49,98/kg; 21 microns were 9,7% dearer at R47,39/kg and 22 microns were up 7,4% at R45,45/kg. There were no quotes for 23 microns to 25 microns.

Approximately 10 000 bales will come under the hammer at next week's sale.