

# National Weekly Wool Market Report

Season: 2008/2009

Sale Date: 4/5 November 2008



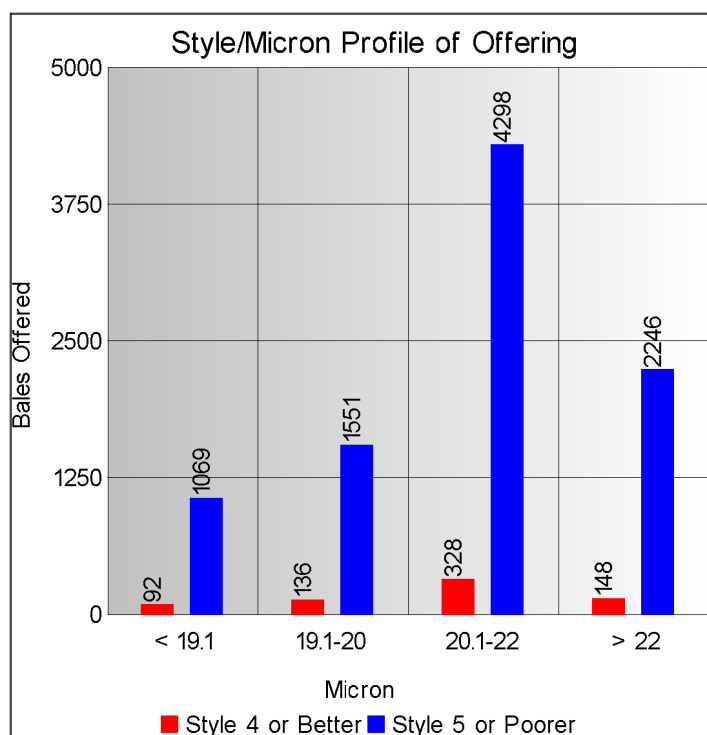
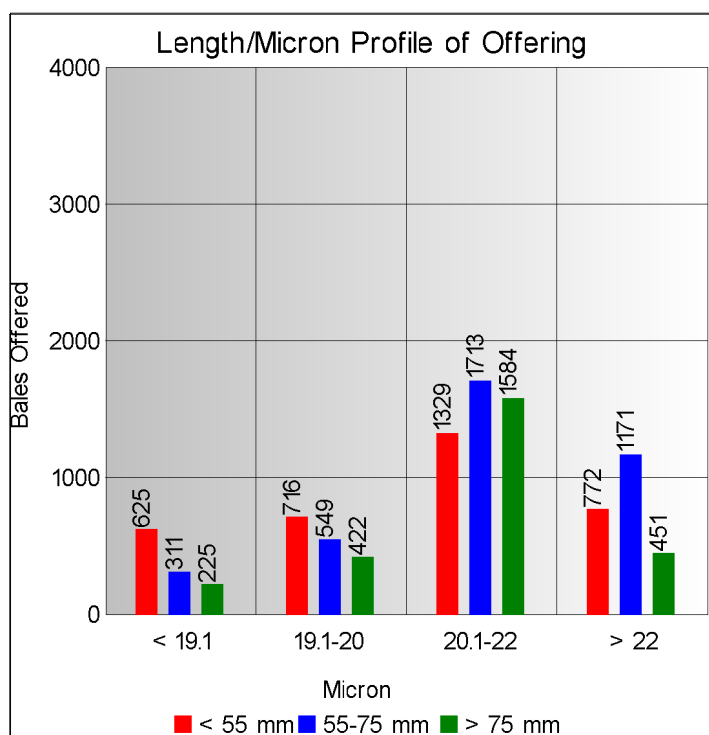
Tel: 27-41-4844301  
 Fax: 27-41-4846792  
 E-mail: stats@capewools.co.za  
 Website: www.capewools.co.za

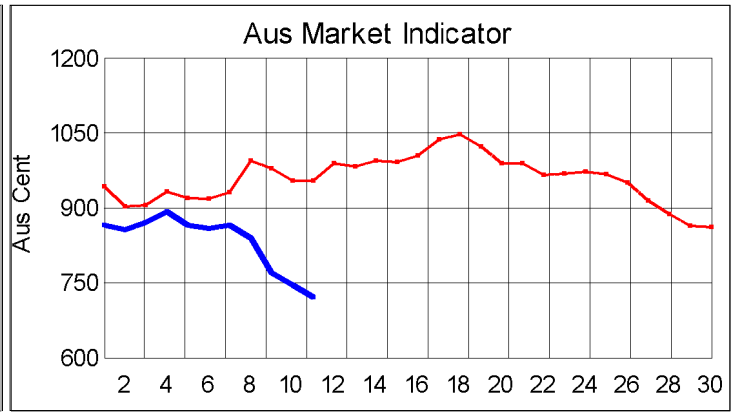
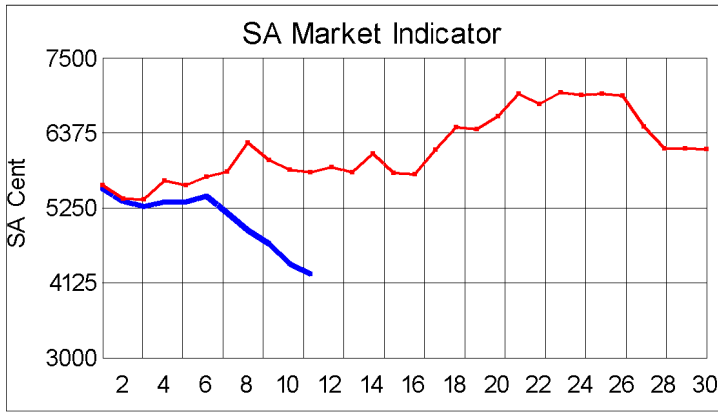
| Market Indicators    |              |               |          | Buyers              |                           |                |                                   |
|----------------------|--------------|---------------|----------|---------------------|---------------------------|----------------|-----------------------------------|
| Indicator Unit       | Current Sale | Last Sale     | Change   | Company             | Bales Purchased This Week | % of Purchases | Total Bales Purchased This Season |
| SA c/kg              | 4264         | 4415          | -3.4%    | Chargeurs Wool SA   | 2261                      | 22.9%          | 10871                             |
| Ave. to date (08/09) | 5073         | 5154          | -1.6%    | Standard Wool SA    | 1770                      | 17.9%          | 16858                             |
| Ave. to date (07/08) | 5728         |               |          | G Modiano SA        | 1645                      | 16.7%          | 19676                             |
| US c/kg              | 444          | 432           | 2.7%     | Segard Masurel SA   | 1543                      | 15.6%          | 12801                             |
| Euro c/kg            | 345          | 339           | 1.7%     | Lempriere (AUS) Ltd | 896                       | 9.1%           | 6925                              |
| AWEX EMI             | 722          | 746           | -3.2%    | Stucken & Co        | 693                       | 7.0%           | 13645                             |
| Exchange Rates       |              |               |          | A Dewavrin Freres   | 289                       | 2.9%           | 2084                              |
| Currency Unit        | This Week    | Previous Week | % Change | New England Wool SA | 41                        | 0.4%           | 615                               |
| R/USD                | 9.6110       | 10.2210       | 6.0%     |                     |                           |                |                                   |
| R/Euro               | 12.3773      | 13.0289       | 5.0%     |                     |                           |                |                                   |
| R/AUD                | 6.6430       | 6.5798        | -1.0%    |                     |                           |                |                                   |
| USD/AUD              | 0.6913       | 0.6437        | -7.4%    |                     |                           |                |                                   |

## Analysis of Offerings by Broker This Week (Bales)

| Broker       | Merino Fleeces | Merino Bellies | Merino Lambs | Merino Backs | Merino Locks | * Other     | Total       | % Sold       |
|--------------|----------------|----------------|--------------|--------------|--------------|-------------|-------------|--------------|
| BKB          | 3102           | 442            | 518          | 453          | 400          | 805         | 5720        | 94.7%        |
| CMW          | 1419           | 324            | 230          | 285          | 281          | 280         | 2819        | 88.2%        |
| LAN          | 216            | 22             | 35           | 27           | 10           | 88          | 398         | 85.7%        |
| SBL          | 315            | 21             | 55           | 21           | 14           | 57          | 483         | 93.6%        |
| VLW          | 290            | 39             | 43           | 25           | 26           | 25          | 448         | 99.3%        |
| <b>Total</b> | <b>5342</b>    | <b>848</b>     | <b>881</b>   | <b>811</b>   | <b>731</b>   | <b>1255</b> | <b>9868</b> | <b>92.6%</b> |

\* Crossbred types, Coarse and Coloured and Inferior





Current Season — Previous Season —

**Average Fleece Wool Prices (c/kg. clean)  
Spinners and Good Topmaking Styles (AWEX Types MF4 and MF5)**

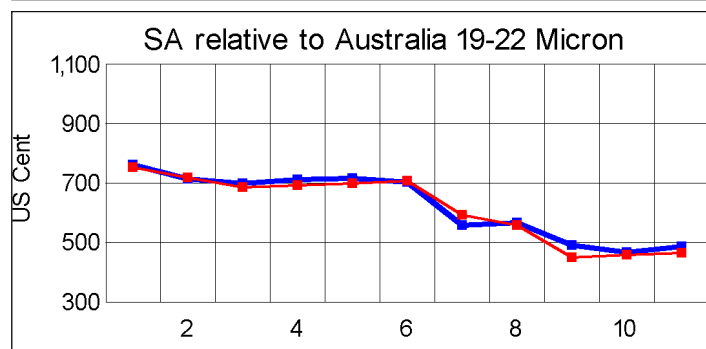
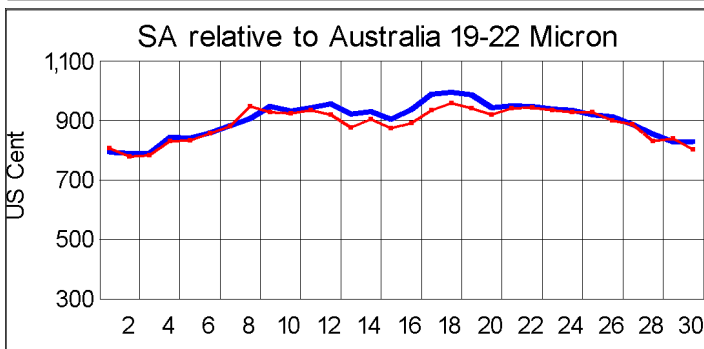
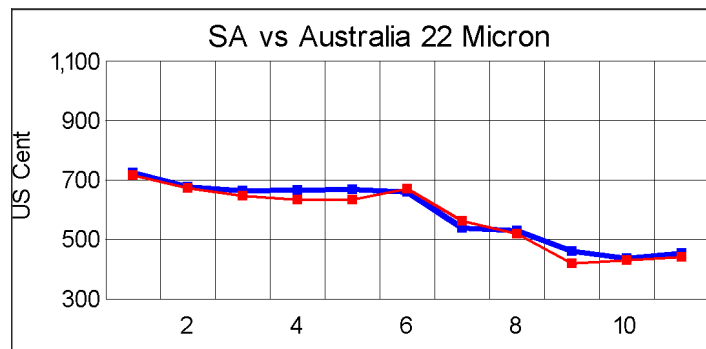
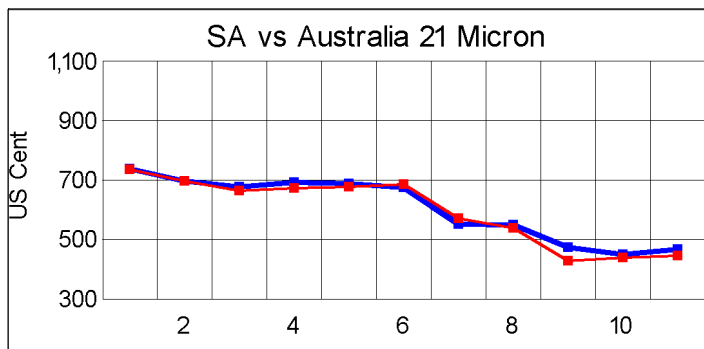
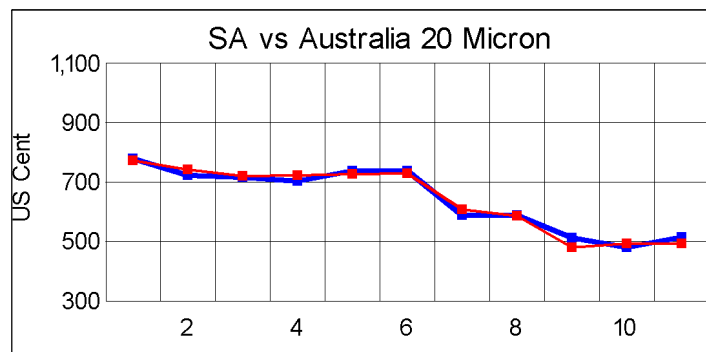
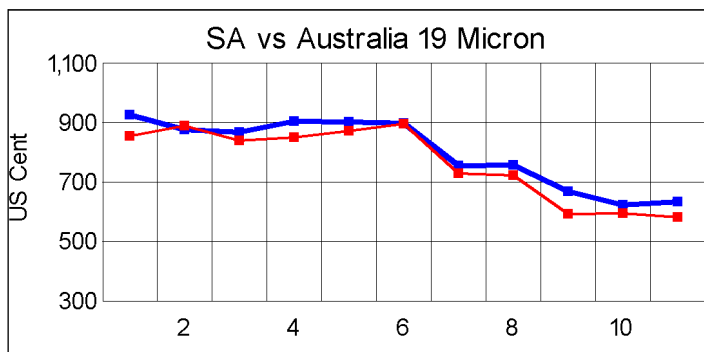
| Micron | 100+mm | 90mm | 80mm | 70mm | 60mm | 50mm | 40mm | 30mm | 20mm | 10mm |
|--------|--------|------|------|------|------|------|------|------|------|------|
| 18.0   |        | 6872 | 7201 | 7035 | 6010 |      |      |      |      |      |
| 18.5   |        |      | 6351 | 6404 |      |      |      |      |      |      |
| 19.0   |        | 5918 | 5858 | 5825 |      |      |      |      |      |      |
| 19.5   |        | 5622 | 5374 | 5285 | 5176 | 5039 | 4526 |      |      |      |
| 20.0   |        | 4837 | 4806 | 4771 | 4481 | 4248 | 4222 |      |      |      |
| 20.5   |        | 4417 | 4448 | 4420 | 4164 | 3904 |      |      |      |      |
| 21.0   |        | 4377 | 4339 | 4297 | 3957 | 3794 | 4086 |      |      |      |
| 21.5   |        | 4325 | 4288 | 4248 | 4131 |      |      |      |      |      |
| 22.0   |        | 4274 | 4226 | 4235 |      | 3901 |      |      |      |      |
| 22.5   |        | 4192 | 4211 | 4294 |      |      |      |      |      |      |
| 23.0   |        |      | 4179 |      |      |      |      |      |      |      |
| 23.5   |        | 4179 |      |      |      |      |      |      |      |      |
| 24.0   |        |      |      |      |      |      |      |      |      |      |

**Average Topmaking Styles (AWEX MF6)**

| Micron | 100+mm | 90mm | 80mm | 70mm | 60mm | 50mm | 40mm | 30mm | 20mm | 10mm |
|--------|--------|------|------|------|------|------|------|------|------|------|
| 18.0   |        |      |      |      |      |      |      |      |      |      |
| 18.5   |        |      |      |      |      |      |      |      |      |      |
| 19.0   |        |      |      |      |      |      |      |      |      |      |
| 19.5   |        |      |      | 5141 | 5023 |      |      |      |      |      |
| 20.0   |        |      | 4743 | 4323 | 4155 |      | 3833 |      |      |      |
| 20.5   |        |      | 4076 | 4161 | 3963 | 3656 |      |      |      |      |
| 21.0   |        |      | 4162 | 4024 |      | 3532 |      |      |      |      |
| 21.5   |        |      | 4144 | 4114 | 3920 |      |      |      |      |      |
| 22.0   |        |      | 4186 | 3964 | 3714 |      |      |      |      |      |
| 22.5   |        |      |      |      |      | 3202 |      |      |      |      |
| 23.0   |        |      |      |      |      |      |      |      |      |      |
| 23.5   |        |      |      |      |      |      |      |      |      |      |
| 24.0   |        |      |      |      |      |      |      |      |      |      |

**Other Selected Types/Qualities**

|                         | Long |      |      | Medium |      |      |
|-------------------------|------|------|------|--------|------|------|
|                         | 19μ  | 20μ  | 21μ  | 19μ    | 20μ  | 21μ  |
| <b>Good Quality</b>     |      |      |      |        |      |      |
| Lambswool               | 5388 | 5155 | 4317 | 5034   | 4554 |      |
| Bellies                 | 5357 | 3975 |      | 3908   | 4216 | 3805 |
| Locks                   |      |      |      | 3257   | 2383 | 2324 |
| <b>Average Quality</b>  |      |      |      |        |      |      |
| Lambswool               | 5502 | 5039 | 4144 | 4828   | 4172 | 3778 |
| Bellies                 | 4813 | 4028 | 3750 | 4558   | 3866 | 3161 |
| Locks                   |      | 2199 | 2199 | 2276   | 2100 | 2097 |
| <b>Inferior Quality</b> |      |      |      |        |      |      |
| Fleecewool              | 4934 | 3948 | 3561 | 4447   | 3010 |      |
| Lambswool               | 4843 |      |      | 4242   | 2588 |      |
| Bellies                 | 4828 | 4025 | 3543 | 4104   | 3323 | 2921 |
| Locks                   |      |      | 1919 | 2248   | 1962 | 1946 |



2007/2008

— SA in USc  
— Aus in USc

2008/2009

— SA in USc  
— Aus in USc

### Market Commentary

#### MARKET CLOSES ON A SOFTER NOTE

**PORT ELIZABETH:** With the business climate expected to remain tough during the weeks before the Christmas recess, it was no surprise to see a further decline in the market with Cape Wools' Merino indicator softening by 3,4% to close at R42,64/kg (clean).

However, with the strengthening of the rand by 6% against the US dollar and 5% against the euro compared with last week's sale, this decline was relatively mild.

Although orders for wool are reportedly still slow to come in, a satisfactory sales percentage was also achieved when 93% of the 9 868 bales on offer was cleared to the trade.

Major buyers were Chargeurs Wool (2 261 bales); Standard Wool (1 779 bales); Modiano (1 645 bales), and Segard Masurel (1 543 bales).

Prices of long Merino fleeces of AWEX types 4 and 5 were generally softer across the full micron range, with the finer qualities posting relatively larger declines compared with the medium qualities.

Approximately 9 500 bales will come under the hammer at next week's sale.