

# National Weekly Wool Market Report

Season: 2009/2010

Sale Date: 8/9 June 2010



Tel: 27-41-4844301  
 Fax: 27-41-4846792  
 E-mail: stats@capewools.co.za  
 Website: www.capewools.co.za

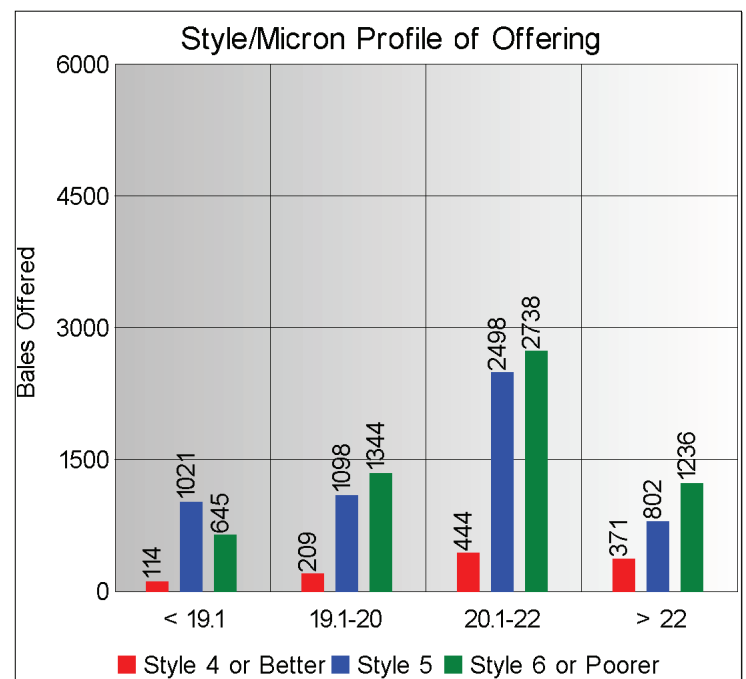
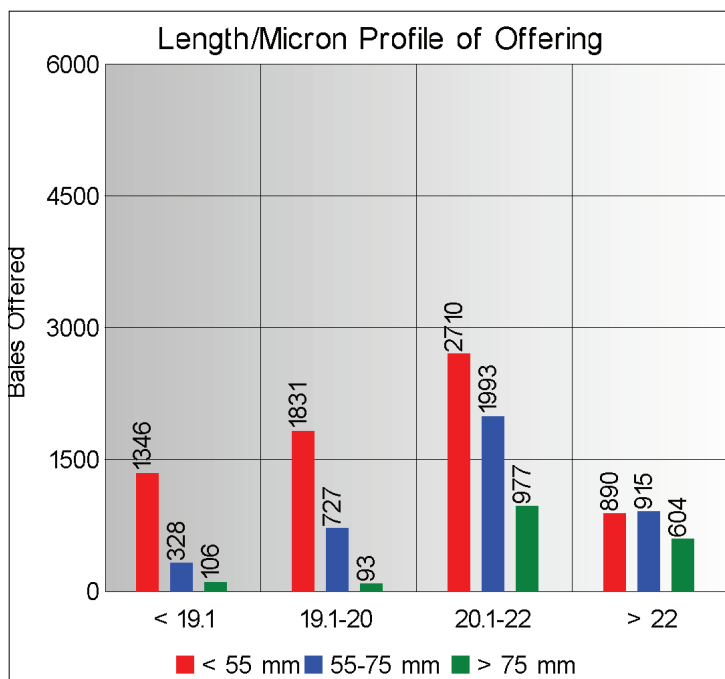
Market Indicators				Buyers			
Indicator Unit	Current Sale	Last Sale	Change	Company	Bales Purchased This Week	% of Purchases	Total Bales Purchased This Season
SA c/kg	5871	5787	1.5%	G Modiano SA	4571	36.5%	69271
Ave. to date (09/10)	5952	5955	-0.1%	Standard Wool SA	3288	26.3%	100297
Ave. to date (08/09)	4803			Stucken & Co	1660	13.3%	46252
US c/kg	763	743	2.7%	Lempriere SA	1135	9.1%	44114
Euro c/kg	638	604	5.6%	Segard Masurel SA	912	7.3%	18294
AWEX EMI	902	879	2.6%	Chargeurs Wool SA	547	4.4%	5955
				New England Wool SA			238

Exchange Rates			
Currency Unit	This Week	Previous Week	% Change
R/USD	7.6922	7.7848	1.2%
R/Euro	9.2011	9.5794	3.9%
R/AUD	6.3525	6.4474	1.5%
USD/AUD	0.8259	0.8282	0.3%

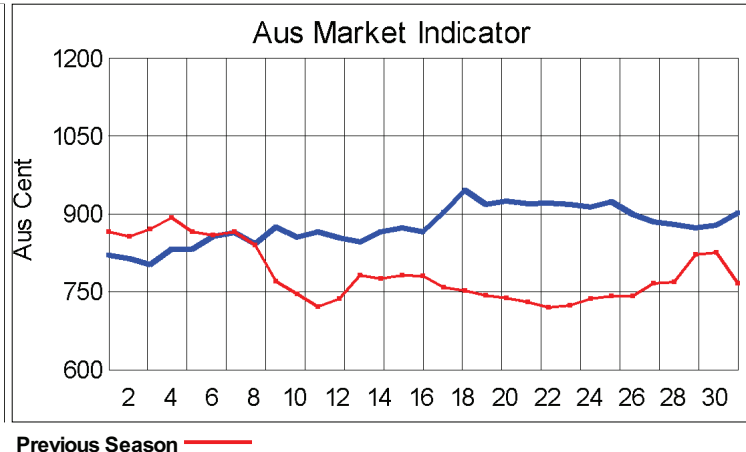
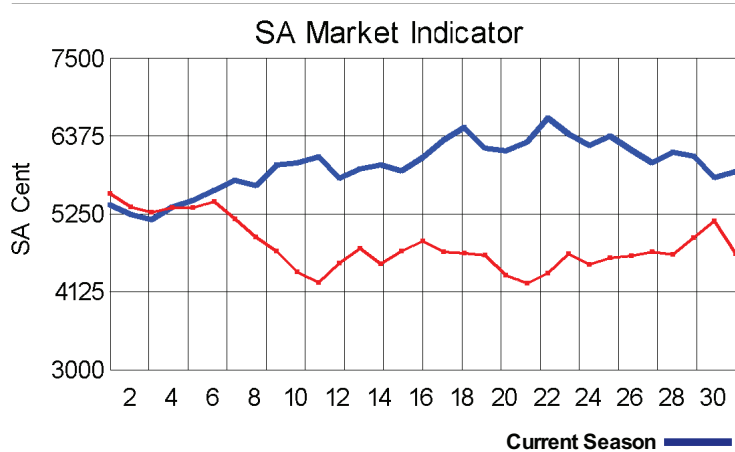
Analysis of Offerings by Broker This Week (Bales)								
Broker	Merino Fleeces	Merino Bellies	Merino Lambs	Merino Backs	Merino Locks	* Other	Total	% Sold
BKB	3468	699	888	236	780	1841	7912	96.4%
CMW	1440	450	638	123	296	414	3361	98.2%
LAN	135	38	77	25	49	147	471	94.7%
SBL	160	36	101	13	60	109	479	93.3%
VLW	109	28	52	7	29	72	297	100.0%
<b>Total</b>	<b>5312</b>	<b>1251</b>	<b>1756</b>	<b>404</b>	<b>1214</b>	<b>2583</b>	<b>12520</b>	<b>96.8%</b>

\* Crossbred types, Coarse and Coloured and Inferior



## Receipts 2009/2010 Season

Season to Date (Kg.) 47,988,635.5 Previous Season to Date 47,437,939.1 Percentage Change: 1.16%



**Average Fleece Wool Prices (c/kg. clean)**

**Spinners and Good Topmaking Styles (AWEX Types MF4 and MF5)**

Micron	100+mm	90mm	80mm	70mm	60mm	50mm	40mm	30mm	20mm	10mm
18.0										
18.5			5686	6953	6793	6438	6376			
19.0				6678	6566	6429	6099			
19.5			6398	6440	6156	6063	5676			
20.0			6212	6171	6049	5662	5409			
20.5			6205	6051	5890	5590	5209			
21.0			6106	6066	5839	5469	5022	4805		
21.5		6098	5991	5992	5675	5483	5130			
22.0			6065	5941	5699	5303		4850		
22.5				5805	5517	5244				
23.0		5913	5630	5669	5598	4901				
23.5				5427		4639				
24.0										

\* Based on a minimum of 3 lots sold per category

**Average Topmaking Styles (AWEX MF6)**

Micron	100+mm	90mm	80mm	70mm	60mm	50mm	40mm	30mm	20mm	10mm
18.0										
18.5										
19.0										
19.5						5528	5643			
20.0			5944		5881	5809	5127			
20.5			6152	5961	5545	5582	5091			
21.0				5893	5510	5741	5284			
21.5				5804						
22.0					5810		4891			
22.5										
23.0										
23.5										
24.0										

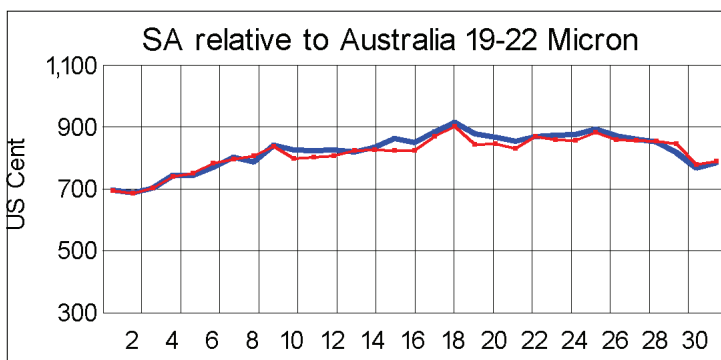
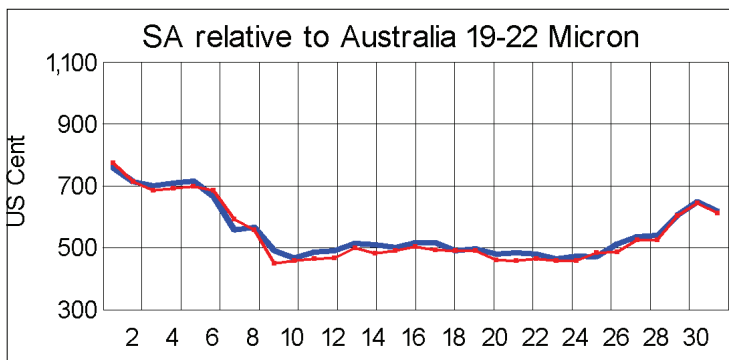
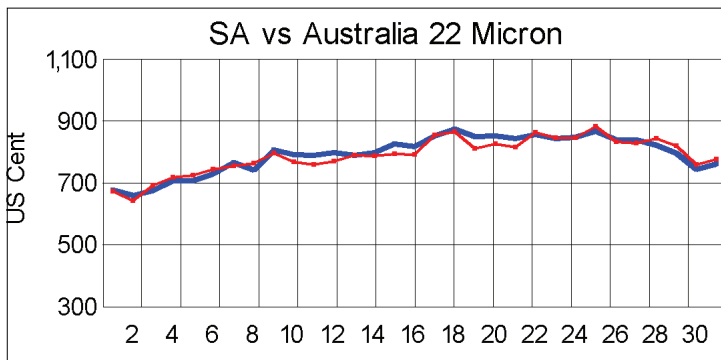
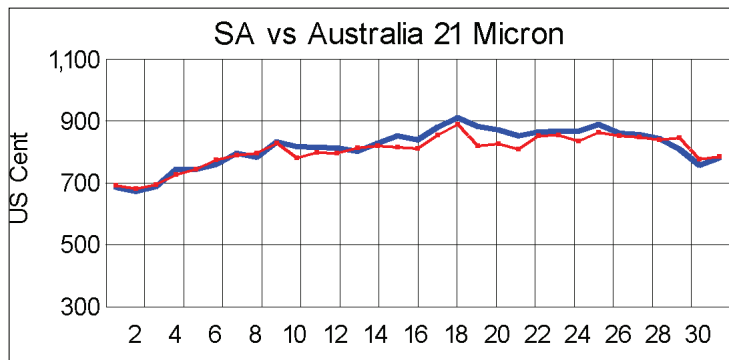
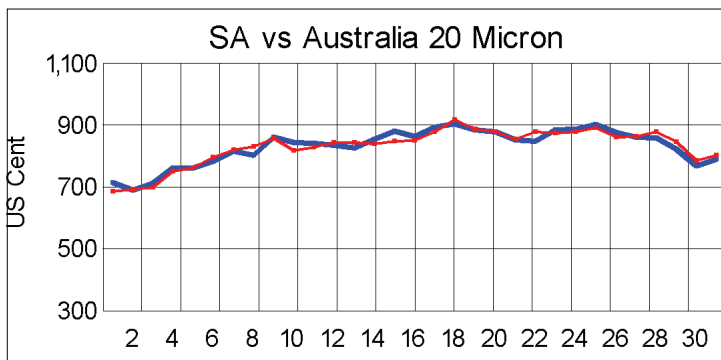
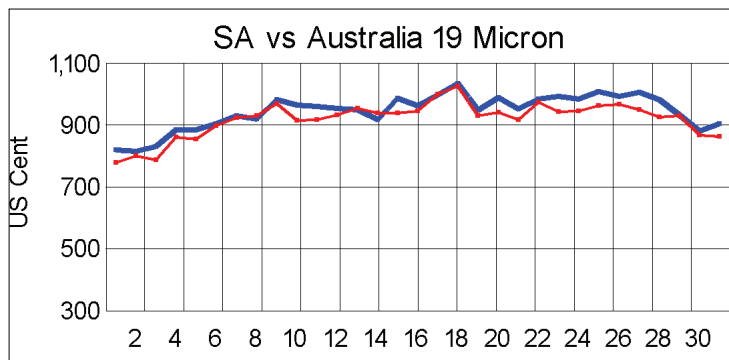
\* Based on a minimum of 3 lots sold per category

**Other Selected Types/Qualities**

**Long**

**Medium**

	19μ	20μ	21μ	19μ	20μ	21μ
<b>Good Quality</b>						
Lambswool	6499	6081	5478	6169	5717	5092
Bellies				6028	5716	5136
Locks			4338	4240	3888	3700
<b>Average Quality</b>						
Lambswool	6517	5645	5473	5976	5551	4486
Bellies	6241	5220	5511	5752	5511	4625
Locks				3595	3797	3191
<b>Inferior Quality</b>						
Fleecewool	6114	5426	5665			4653
Lambswool	6251	5907		5860	5640	5446
Bellies	5629	5246	4696	5250	5003	4436
Locks			3568	3111	3296	2587



— SA in USc  
— Aus in USc

— SA in USc  
— Aus in USc

## Market Commentary

### WOOL SEASON CLOSES ON POSITIVE NOTE

**PORT ELIZABETH:** The final sale of the 2009/2010 season saw prices improving and Cape Wools' Merino indicator gained 1,5% compared with the previous sale a fortnight ago to close at R58,71/kg (clean).

Although prices softened towards the end of the season, the market performed considerably better than last season. The indicator remained above the key R60/kg level for most of the season and at the closing sale was up 9% on the opening sale and 25% higher than at the same sale the previous season. The market peaked at R66,46/kg at end February before losing some momentum over the past week weeks.

The rand, although trading in a narrow range, was 1,2% firmer against the US dollar compared with the previous sale, trading at R7,69 against the greenback, and 3,9% stronger against the euro at R9,20.

It was a fairly big offering, totalling of 12 520 bales of which 97% was sold. Major buyers were Modiano SA (4 571 bales); Standard Wool SA (3 288 bales); Stucken (1 660 bales), and Lempriere SA (1 135 bales).

Average prices for good top-making (MF5), sound, long fleeces (less than 1% seed content) were as follows: 19,5 microns were 3,5% dearer at R64,06/kg; 20,5 microns softened 0,5% to R60,49/kg, and 22 microns were 1,2% firmer at R59,96/kg.

The first sale of the 2010/2011 marketing season will take place on 18 August 2010.