

# National Weekly Wool Market Report

Season: 2009/2010

Sale Date: 11/12 May 2010



Tel: 27-41-4844301  
 Fax: 27-41-4846792  
 E-mail: stats@capewools.co.za  
 Website: www.capewools.co.za

| Market Indicators    |              |           |        | Buyers              |                           |                |                                   |
|----------------------|--------------|-----------|--------|---------------------|---------------------------|----------------|-----------------------------------|
| Indicator Unit       | Current Sale | Last Sale | Change | Company             | Bales Purchased This Week | % of Purchases | Total Bales Purchased This Season |
| SA c/kg              | 6092         | 6154      | -1.0%  | Standard Wool SA    | 2316                      | 29.0%          | 95272                             |
| Ave. to date (09/10) | 5961         | 5956      | 0.1%   | G Modiano SA        | 1695                      | 21.2%          | 62079                             |
| Ave. to date (08/09) | 4795         |           |        | Lempriere SA        | 1585                      | 19.8%          | 42028                             |
| US c/kg              | 816          | 830       | -1.6%  | Stucken & Co        | 1345                      | 16.8%          | 43255                             |
| Euro c/kg            | 644          | 629       | 2.4%   | Segard Masurel SA   | 810                       | 10.1%          | 16442                             |
| AWEX EMI             | 874          | 881       | -0.8%  | New England Wool SA | 2                         | 0.0%           | 209                               |
|                      |              |           |        | Chargeurs Wool SA   |                           |                | 5408                              |

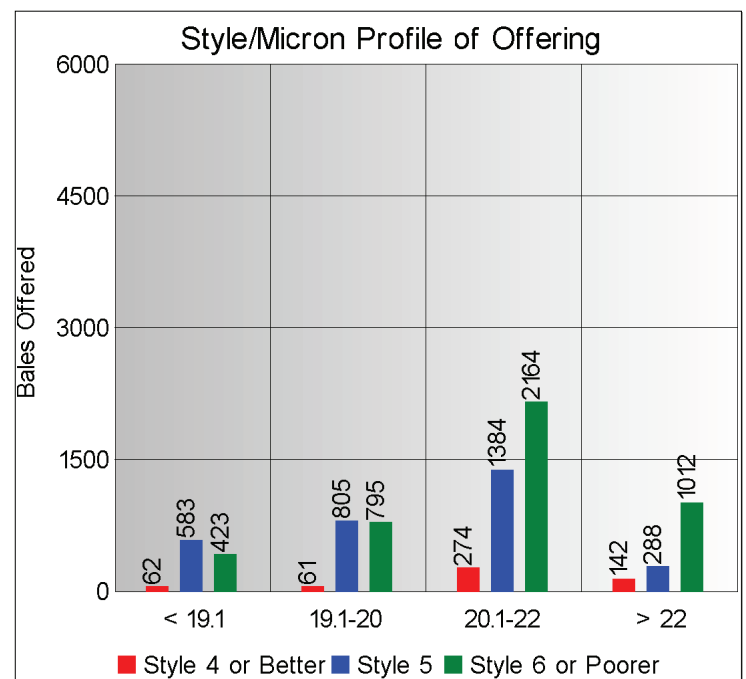
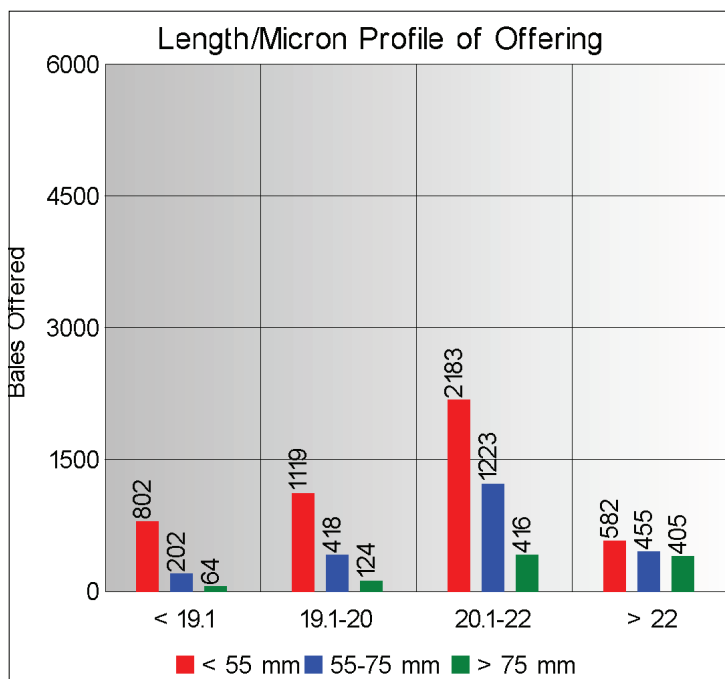
  

| Exchange Rates |           |               |          |
|----------------|-----------|---------------|----------|
| Currency Unit  | This Week | Previous Week | % Change |
| R/USD          | 7.4633    | 7.4184        | -0.6%    |
| R/Euro         | 9.4662    | 9.7890        | 3.3%     |
| R/AUD          | 6.6809    | 6.8278        | 2.2%     |
| USD/AUD        | 0.8950    | 0.9201        | 2.7%     |

## Analysis of Offerings by Broker This Week (Bales)

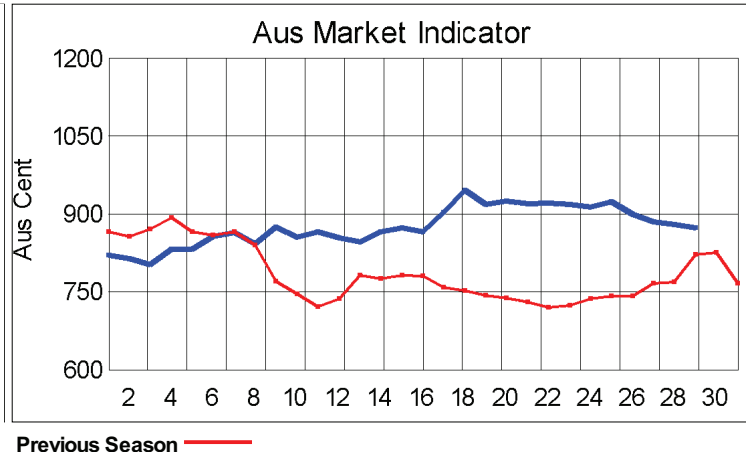
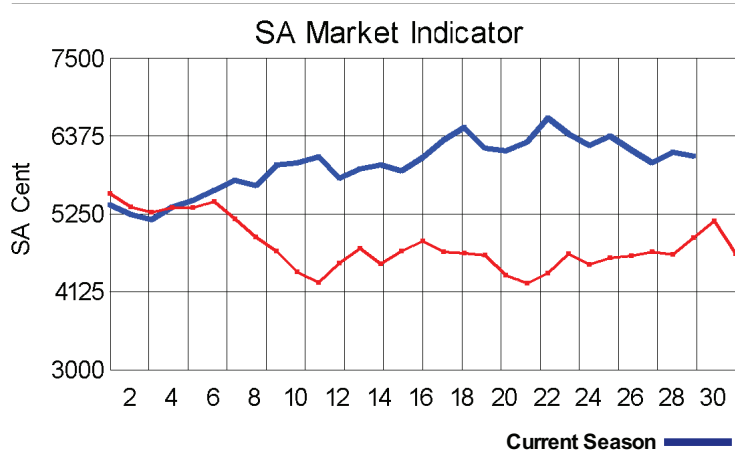
| Broker       | Merino Fleeces | Merino Bellies | Merino Lambs | Merino Backs | Merino Locks | * Other     | Total       | % Sold       |
|--------------|----------------|----------------|--------------|--------------|--------------|-------------|-------------|--------------|
| BKB          | 1872           | 418            | 380          | 193          | 452          | 1398        | 4713        | 97.8%        |
| CMW          | 1020           | 292            | 283          | 46           | 196          | 307         | 2144        | 97.9%        |
| LAN          | 139            | 22             | 44           | 19           | 18           | 133         | 375         | 78.9%        |
| SBL          | 288            | 41             | 59           | 25           | 62           | 89          | 564         | 98.1%        |
| VLW          | 62             | 9              | 42           | 1            | 3            | 80          | 197         | 99.5%        |
| <b>Total</b> | <b>3381</b>    | <b>782</b>     | <b>808</b>   | <b>284</b>   | <b>731</b>   | <b>2007</b> | <b>7993</b> | <b>97.0%</b> |

\* Crossbred types, Coarse and Coloured and Inferior



## Receipts 2009/2010 Season

Season to Date (Kg.) 46,036,677.2 Previous Season to Date 45,541,074.2 Percentage Change: 1.09%



**Average Fleece Wool Prices (c/kg. clean)**

**Spinners and Good Topmaking Styles (AWEX Types MF4 and MF5)**

| Micron | 100+mm | 90mm | 80mm | 70mm | 60mm | 50mm | 40mm | 30mm | 20mm | 10mm |
|--------|--------|------|------|------|------|------|------|------|------|------|
| 18.0   |        |      |      |      |      |      | 7051 |      |      |      |
| 18.5   |        |      |      | 7608 |      | 7028 | 6574 |      |      |      |
| 19.0   |        |      |      | 7158 | 6841 | 6637 | 6064 |      |      |      |
| 19.5   |        |      | 6466 | 6637 | 6498 | 6169 | 6252 |      |      |      |
| 20.0   |        |      | 6566 | 6407 | 6279 | 5875 | 5625 | 4514 |      |      |
| 20.5   |        |      | 6403 | 6216 | 6112 | 5819 | 5420 |      |      |      |
| 21.0   |        |      | 6457 | 6231 | 5969 | 5685 | 5381 |      |      |      |
| 21.5   |        |      |      | 6158 | 6055 | 5663 | 5379 |      |      |      |
| 22.0   |        |      | 6136 | 6259 | 5928 | 5579 |      |      |      |      |
| 22.5   |        |      | 6227 | 6109 |      |      |      |      |      |      |
| 23.0   |        |      |      |      | 5691 |      |      |      |      |      |
| 23.5   |        |      |      |      |      |      |      |      |      |      |
| 24.0   |        |      |      |      |      |      |      |      |      |      |

\* Based on a minimum of 3 lots sold per category

**Average Topmaking Styles (AWEX MF6)**

| Micron | 100+mm | 90mm | 80mm | 70mm | 60mm | 50mm | 40mm | 30mm | 20mm | 10mm |
|--------|--------|------|------|------|------|------|------|------|------|------|
| 18.0   |        |      |      |      |      |      |      |      |      |      |
| 18.5   |        |      |      |      |      |      |      |      |      |      |
| 19.0   |        |      |      |      |      |      | 6502 |      |      |      |
| 19.5   |        |      |      |      |      |      | 5738 |      |      |      |
| 20.0   |        |      |      |      | 6164 | 5639 |      |      |      |      |
| 20.5   |        |      |      | 6232 |      | 5848 | 5425 |      |      |      |
| 21.0   |        |      |      |      | 6037 |      | 5351 |      |      |      |
| 21.5   |        |      |      |      |      | 5353 | 5001 |      |      |      |
| 22.0   |        |      |      |      |      | 5223 |      |      |      |      |
| 22.5   |        |      |      |      |      | 5006 |      |      |      |      |
| 23.0   |        |      |      |      |      |      | 4849 |      |      |      |
| 23.5   |        |      |      |      |      |      |      |      |      |      |
| 24.0   |        |      |      |      |      |      |      |      |      |      |

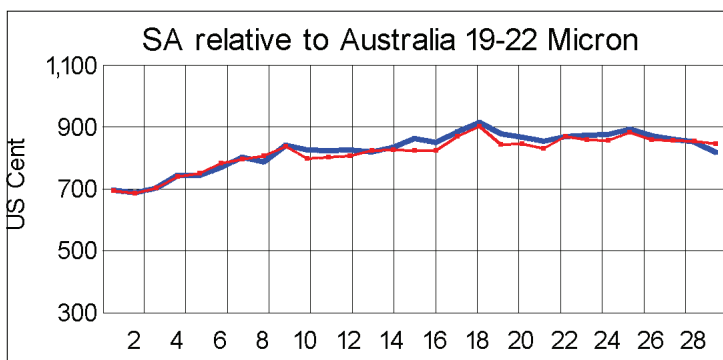
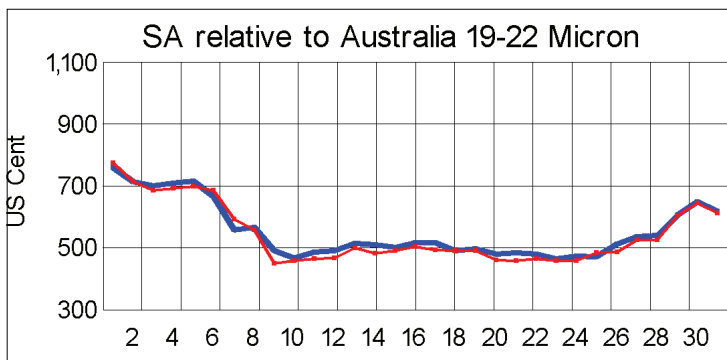
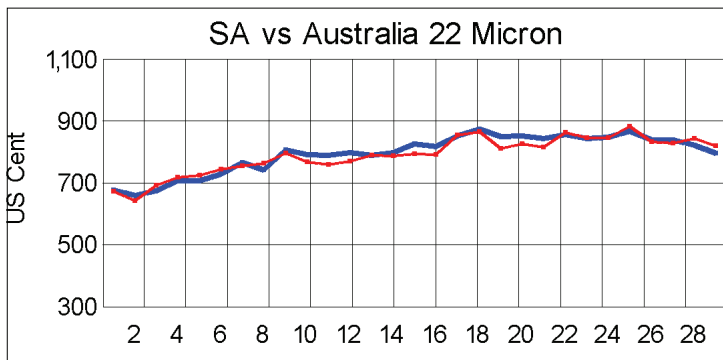
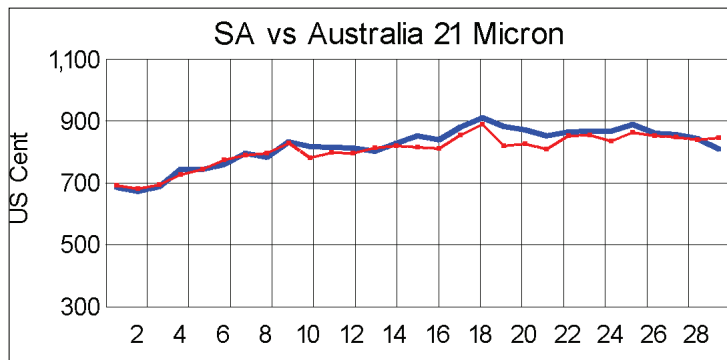
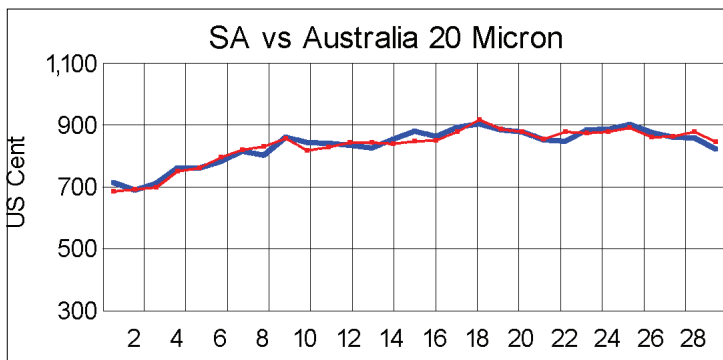
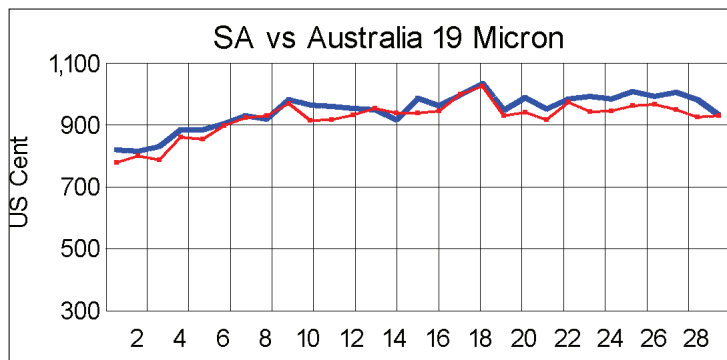
\* Based on a minimum of 3 lots sold per category

**Other Selected Types/Qualities**

**Long**

**Medium**

|                         | 19μ  | 20μ  | 21μ  | 19μ  | 20μ  | 21μ  |
|-------------------------|------|------|------|------|------|------|
| <b>Good Quality</b>     |      |      |      |      |      |      |
| Lambswool               | 7010 | 6518 | 5630 | 6399 | 5936 | 5733 |
| Bellies                 |      |      |      |      | 5984 |      |
| Locks                   |      |      |      | 4919 | 4642 | 4729 |
| <b>Average Quality</b>  |      |      |      |      |      |      |
| Lambswool               | 7208 | 5650 | 6274 | 6181 | 5763 | 5730 |
| Bellies                 | 6462 | 5957 | 6017 | 6095 | 5335 | 5003 |
| Locks                   |      |      |      | 4879 | 4118 | 4086 |
| <b>Inferior Quality</b> |      |      |      |      |      |      |
| Fleecewool              | 6508 | 5952 | 5670 |      | 5068 | 5759 |
| Lambswool               |      | 5084 | 5562 |      |      |      |
| Bellies                 |      |      |      | 5542 | 5236 | 4649 |
| Locks                   |      |      |      | 3727 | 4037 | 3594 |



— SA in USc  
— Aus in USc

— SA in USc  
— Aus in USc

## Market Commentary

### WOOL MARKET SLIGHTLY SOFTER

**PORT ELIZABETH:** Wool prices were slightly softer at this week's sale and the Cape Wools Merino indicator shed 1% compared with the previous sale two weeks ago to close at R60,92/kg (clean).

The downward trend is in line with Australia where prices have been moving downward following a slowing down in Chinese buying.

The rand was 0,6% weaker against the US dollar compared with the previous sale, trading at R7,46 against the dollar, but was 3,3% stronger against the euro at R9,46.

Generally, good quality long fleece wools were in keen demand and prices for some of these categories were up.

A total of 7 993 bales was offered of which 97% was sold. Major buyers were Standard Wool SA (2 316 bales); Modiano SA (1 695 bales); Lempriere SA (1 585 bales), and Stucken (1 345 bales).

Average prices for good top-making (MF5), sound, long fleeces (less than 1% seed content) were as follows: 19 microns were up 1,2% at R69,59/kg; 19,5 microns were 1% cheaper at R66,25/kg; 20 microns dropped 3% to close at R63,32/kg; 20,5 microns gained 1,6% to R63,13/ kg; 21 microns rose 1,3% to R63,23/kg; 21,5 microns were down a marginal 0,3% to close at R62,77/kg, and 22 microns were 2,3% cheaper at R61,26/kg.

No sale has been scheduled for next week. Sales will resume on 26 May, the penultimate sale, when approximately 8 000 bales will be offered.