

# National Weekly Wool Market Report

Season: 2009/2010

Sale Date: 30/31 March 2010



Tel: 27-41-4844301  
 Fax: 27-41-4846792  
 E-mail: stats@capewools.co.za  
 Website: www.capewools.co.za

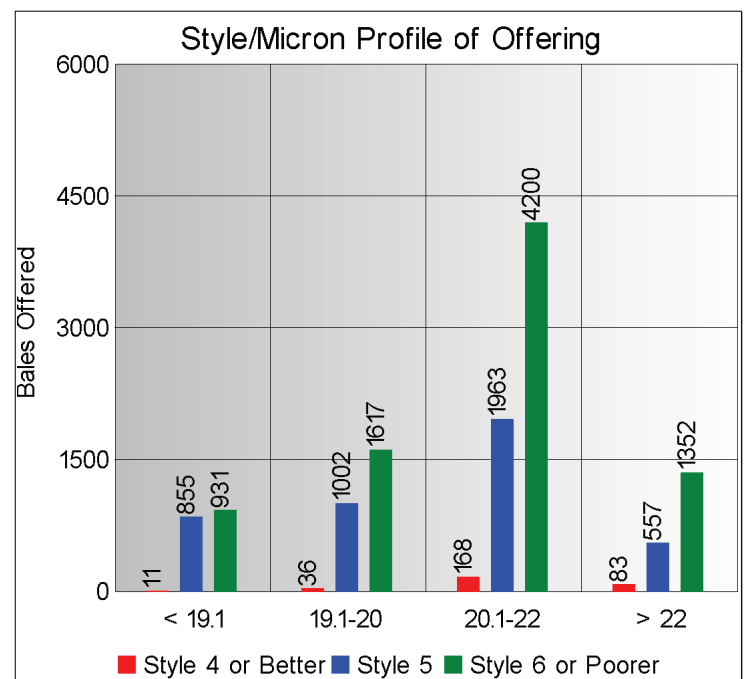
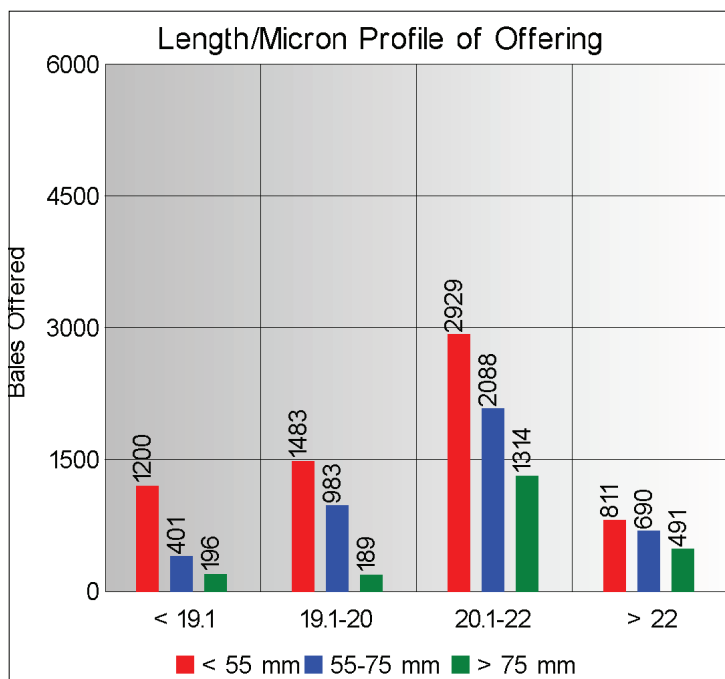
Market Indicators				Buyers			
Indicator Unit	Current Sale	Last Sale	Change	Company	Bales Purchased This Week	% of Purchases	Total Bales Purchased This Season
SA c/kg	6175	6379	-3.2%	G Modiano SA	4153	32.5%	54132
Ave. to date (09/10)	5947	5938	0.2%	Standard Wool SA	3652	28.6%	87280
Ave. to date (08/09)	4799			Stucken & Co	2358	18.5%	37820
US c/kg	848	876	-3.1%	Lempriere SA	1498	11.7%	38883
Euro c/kg	630	635	-0.8%	Segard Masurel SA	475	3.7%	14666
AWEX EMI	900	925	-2.7%	New England Wool SA	14	0.1%	185
				Chargeurs Wool SA			5408

Exchange Rates			
Currency Unit	This Week	Previous Week	% Change
R/USD	7.2815	7.2857	0.1%
R/Euro	9.8026	10.0431	2.4%
R/AUD	6.6733	6.7047	0.5%
USD/AUD	0.9162	0.9200	0.4%

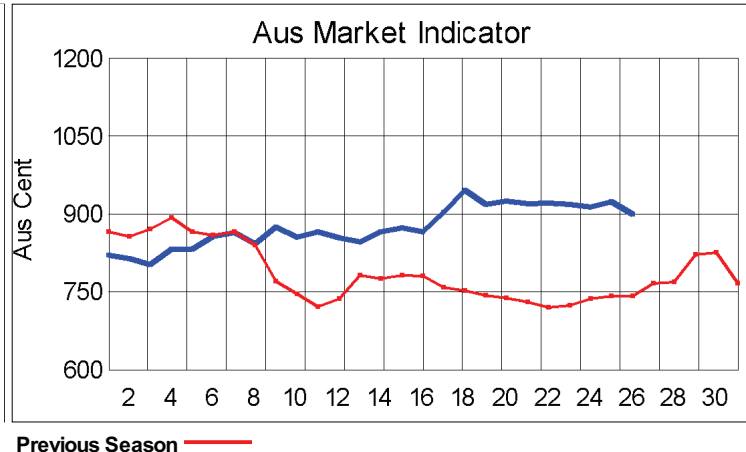
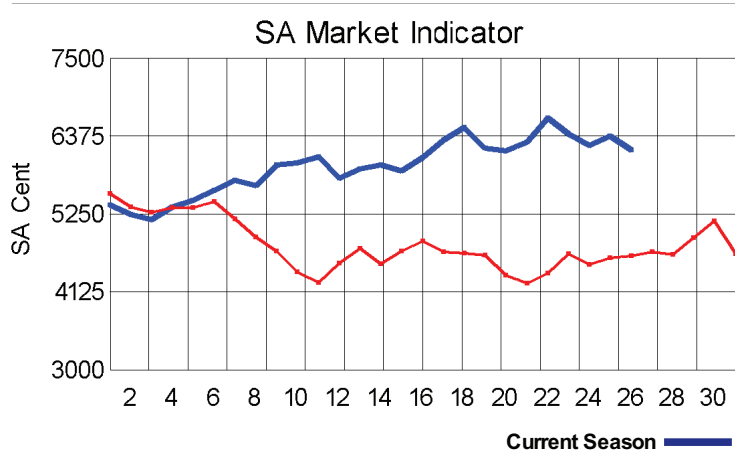
Analysis of Offerings by Broker This Week (Bales)								
Broker	Merino Fleeces	Merino Bellies	Merino Lambs	Merino Backs	Merino Locks	* Other	Total	% Sold
BKB	3113	603	821	463	694	1915	7609	93.9%
CMW	1700	369	544	152	227	513	3505	96.0%
LAN	133	31	26	13	49	289	541	99.8%
SBL	419	87	105	56	79	123	869	98.5%
VLW	115	21	36	7	26	46	251	99.2%
<b>Total</b>	<b>5480</b>	<b>1111</b>	<b>1532</b>	<b>691</b>	<b>1075</b>	<b>2886</b>	<b>12775</b>	<b>95.1%</b>

\* Crossbred types, Coarse and Coloured and Inferior



## Receipts 2009/2010 Season

Season to Date (Kg.) 42,411,278.7 Previous Season to Date 41,232,406.6 Percentage Change: 2.86%



**Average Fleece Wool Prices (c/kg. clean)**

**Spinners and Good Topmaking Styles (AWEX Types MF4 and MF5)**

Micron	100+mm	90mm	80mm	70mm	60mm	50mm	40mm	30mm	20mm	10mm
18.0				7761		7172				
18.5				7254	7322	6863				
19.0			7106	6982	6997	6771	6710			
19.5			6739	6713	6602	6312	6374			
20.0			6438	6501	6334	6043	5820			
20.5			6304	6361	6291	6028	5736			
21.0		6371	6275	6299	6143	5837	5417			
21.5			6263	6246	6083	5744				
22.0			6095	5984	6109	5625	5518			
22.5			6105	6158	6026					
23.0										
23.5						4990				
24.0										

\* Based on a minimum of 3 lots sold per category

**Average Topmaking Styles (AWEX MF6)**

Micron	100+mm	90mm	80mm	70mm	60mm	50mm	40mm	30mm	20mm	10mm
18.0										
18.5										
19.0										
19.5					5992	6403	5946	5760		
20.0				6499	6297	5675	5704			
20.5			6129	6126	6214	5819	5777			
21.0				6291		5699	5446			
21.5				6109		5535	5203			
22.0							5078			
22.5						5441				
23.0										
23.5										
24.0										

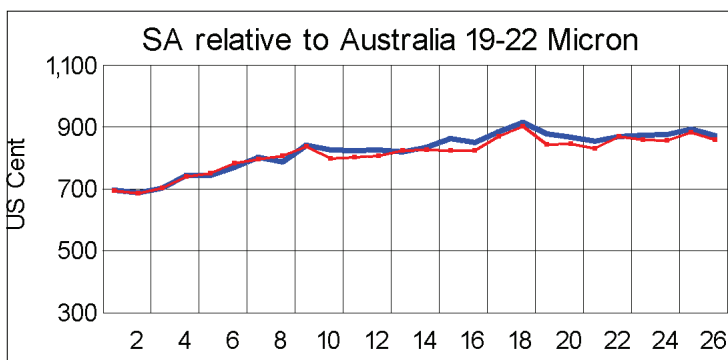
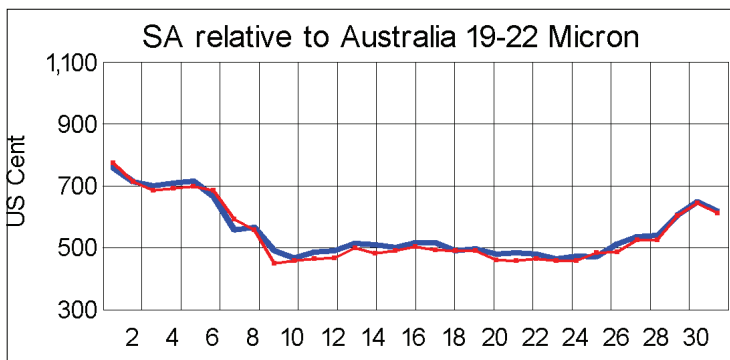
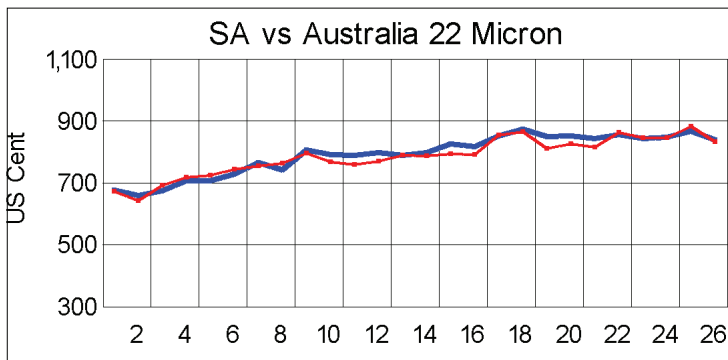
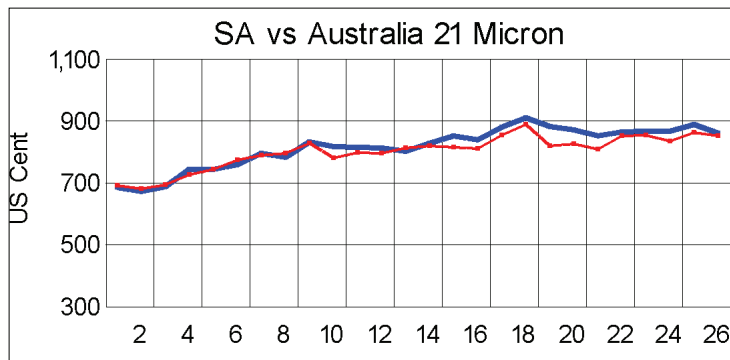
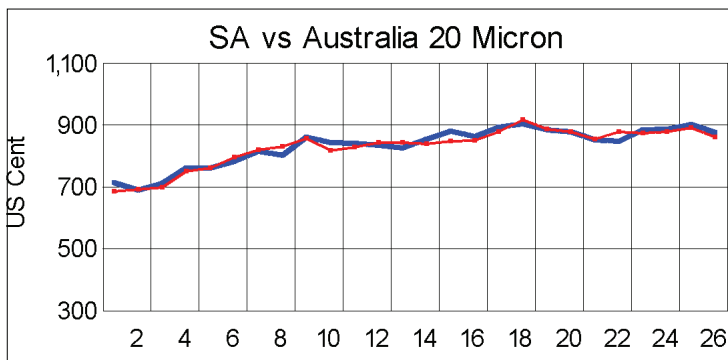
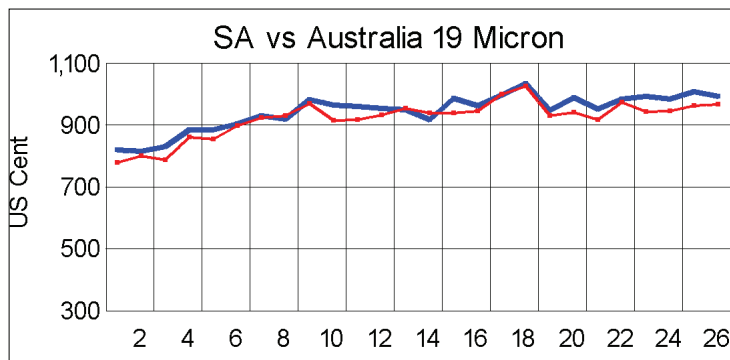
\* Based on a minimum of 3 lots sold per category

**Other Selected Types/Qualities**

**Long**

**Medium**

	19μ	20μ	21μ	19μ	20μ	21μ
<b>Good Quality</b>						
Lambswool	7098	6388	6382	6626	6210	5558
Bellies		6166		6395	6068	5571
Locks				5481	4859	4720
<b>Average Quality</b>						
Lambswool	6849	6413	6245	6496	5417	5308
Bellies	6172	6146	5743	6042	5754	5412
Locks				4485	4626	4150
<b>Inferior Quality</b>						
Fleecewool	6274	6111	5813	6502	6042	4960
Lambswool	6973	6382		6188	5982	4804
Bellies	6030	5925	5677	5780	5499	4838
Locks				4208	4372	3715



— SA in USc  
— Aus in USc

— SA in USc  
— Aus in USc

### Market Commentary

#### WOOL PRICES DOWN IN SLUGGISH MARKET

**PORT ELIZABETH:** Wool prices drifted downward at the final sale before the Easter recess in a sluggish market and the Cape Wools Merino Indicator shed 3,2% to close at R61,75/kg (clean). This is still 33% higher than the same sale the previous season.

The market was following the Australian market, which has also been trending downwards.

The rand, at R7,28 against the US dollar, was unchanged compared with the previous sale' rate a fortnight ago, while it had appreciated by 2,4% against the euro, trading at R9,80.

It was a large offering, comprising 12 775 bales of which 95% was sold. Major buyers were Modiano SA (4 153 bales); Standard Wool SA (3 652 bales); Stucken (2 358 bales) and Lempriere SA (1 498 bales).

Average prices for good top-making (MF5), sound, long fleeces (less than 1% seed content) were as follows: 19 microns gained a marginal 0,4% to close at R70,54/kg; 19,5 microns were 5,5% cheaper at R65,05/ kg; 20 microns shed 3,4% to close at R62,80/kg; 20,5 microns were down 1,4% at R62,84/kg; 21 microns were 1,2% cheaper at R62,16/kg; 21,5 microns declined by 2% to close at R62,23/kg, and 22 microns shed 5,5% to R60,82/kg.

No sale has been scheduled for next week, but sales will resume on 14 April when approximately 10 000 bales will be offered.