

# National Weekly Wool Market Report

Season: 2009/2010

Sale Date: 17 March 2010



Tel: 27-41-4844301  
 Fax: 27-41-4846792  
 E-mail: stats@capewools.co.za  
 Website: www.capewools.co.za

Market Indicators				Buyers			
Indicator Unit	Current Sale	Last Sale	Change	Company	Bales Purchased This Week	% of Purchases	Total Bales Purchased This Season
SA c/kg	6379	6243	2.2%	G Modiano SA	1922	29.4%	49951
Ave. to date (09/10)	5938	5919	0.3%	Standard Wool SA	1657	25.4%	83625
Ave. to date (08/09)	4805			Lempriere SA	1293	19.8%	37410
US c/kg	876	847	3.3%	Stucken & Co	801	12.3%	35415
Euro c/kg	635	624	1.8%	Segard Masurel SA	674	10.3%	14191
AWEX EMI	925	914	1.2%	New England Wool SA	1	0.0%	171
				Chargeurs Wool SA			5408

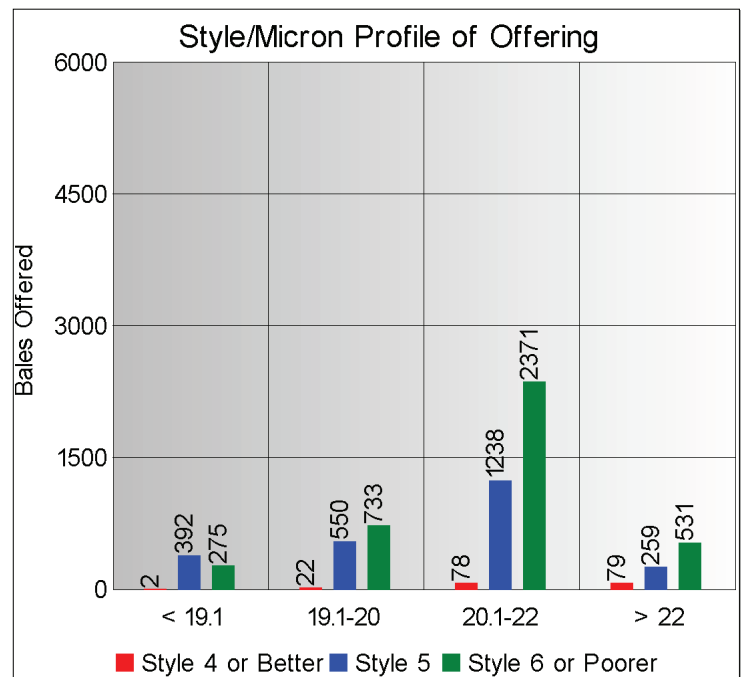
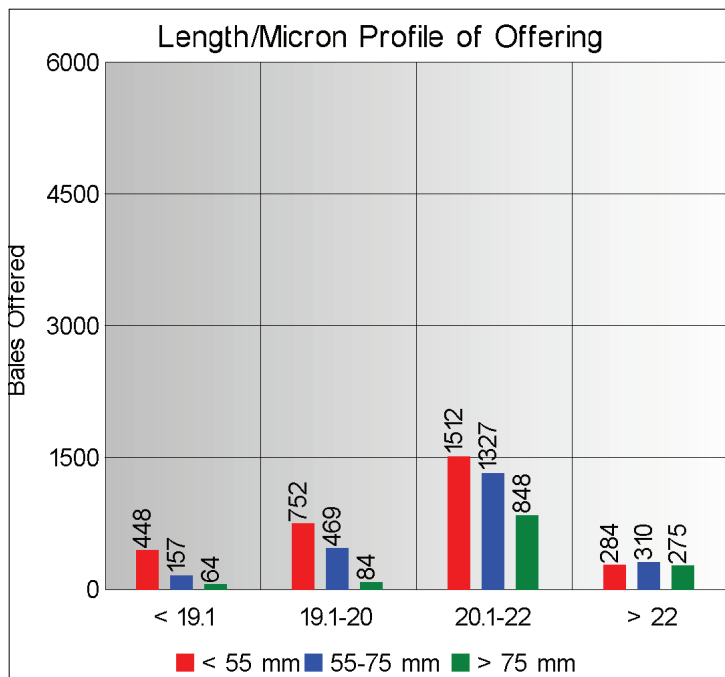
  

Exchange Rates			
Currency Unit	This Week	Previous Week	% Change
R/USD	7.2857	7.3686	1.1%
R/Euro	10.0431	10.0031	-0.4%
R/AUD	6.7047	6.7446	0.6%
USD/AUD	0.9200	0.9151	-0.5%

## Analysis of Offerings by Broker This Week (Bales)

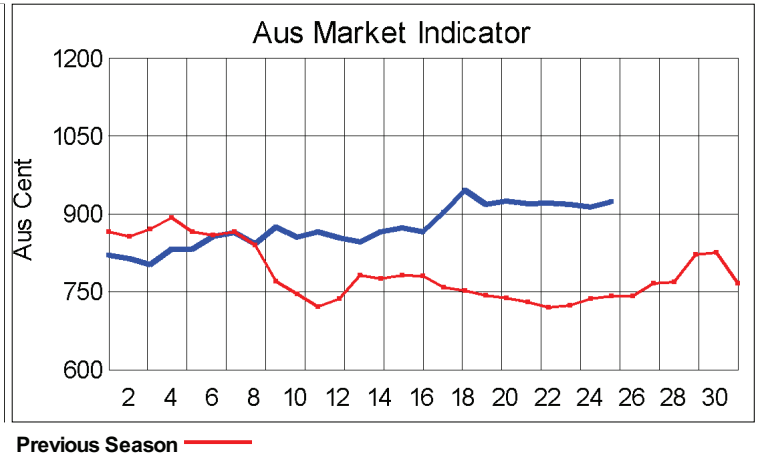
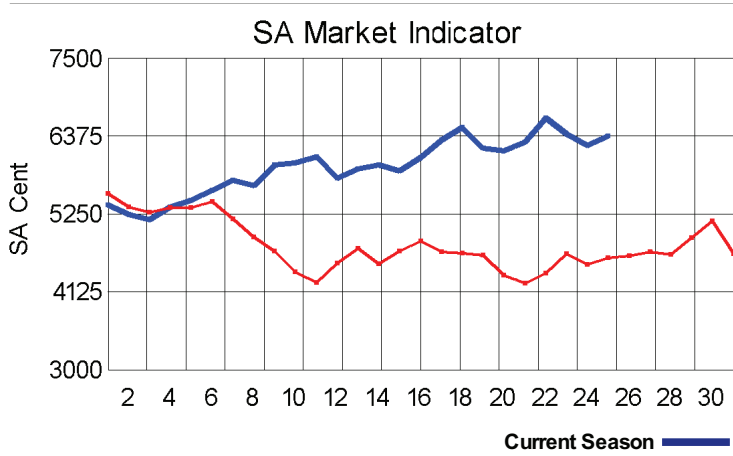
Broker	Merino Fleeces	Merino Bellies	Merino Lambs	Merino Backs	Merino Locks	* Other	Total	% Sold
BKB	1802	355	471	419	438	1148	4633	97.0%
CMW	1096	102	218	61	179	241	1897	97.8%
LAN	0	0	0	0	0	0	0	
SBL	0	0	0	0	0	0	0	
VLW	0	0	0	0	0	0	0	
<b>Total</b>	<b>2898</b>	<b>457</b>	<b>689</b>	<b>480</b>	<b>617</b>	<b>1389</b>	<b>6530</b>	<b>97.2%</b>

\* Crossbred types, Coarse and Coloured and Inferior



## Receipts 2009/2010 Season

Season to Date (Kg.) 40,161,666.3 Previous Season to Date 38,937,085.3 Percentage Change: 3.15%



**Average Fleece Wool Prices (c/kg. clean)**

**Spinners and Good Topmaking Styles (AWEX Types MF4 and MF5)**

Micron	100+mm	90mm	80mm	70mm	60mm	50mm	40mm	30mm	20mm	10mm
18.0										
18.5										
19.0				7196		6772	6542			
19.5			6888		6700	6466				
20.0			6750	6628	6468	6437	5704			
20.5			6668	6515	6501	6134	5803			
21.0			6588	6447	6394	6114	5408			
21.5			6500	6515	6394	5803				
22.0				6386						
22.5										
23.0				6204						
23.5										
24.0										

\* Based on a minimum of 3 lots sold per category

**Average Topmaking Styles (AWEX MF6)**

Micron	100+mm	90mm	80mm	70mm	60mm	50mm	40mm	30mm	20mm	10mm
18.0										
18.5										
19.0										
19.5										
20.0							5826			
20.5					6315	5430				
21.0										
21.5			6444	6421						
22.0				6177						
22.5										
23.0										
23.5										
24.0										

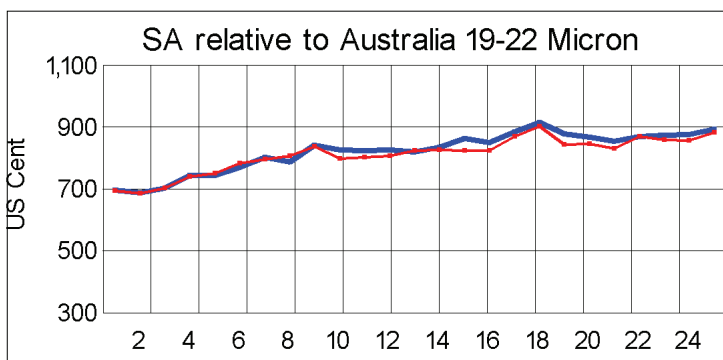
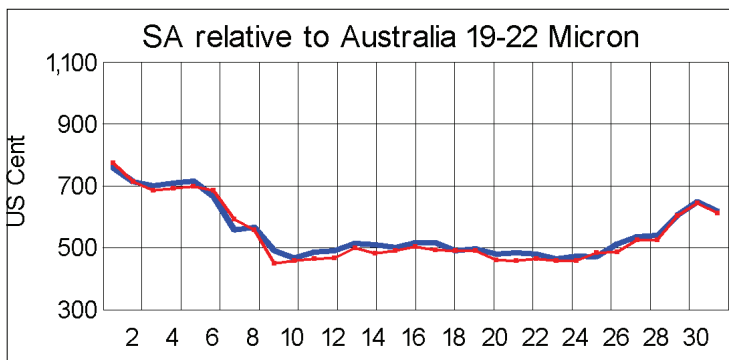
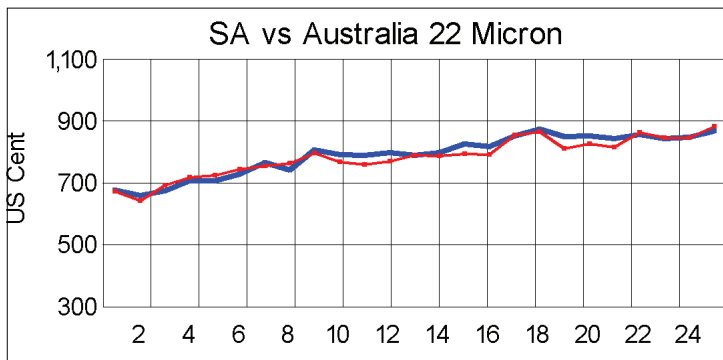
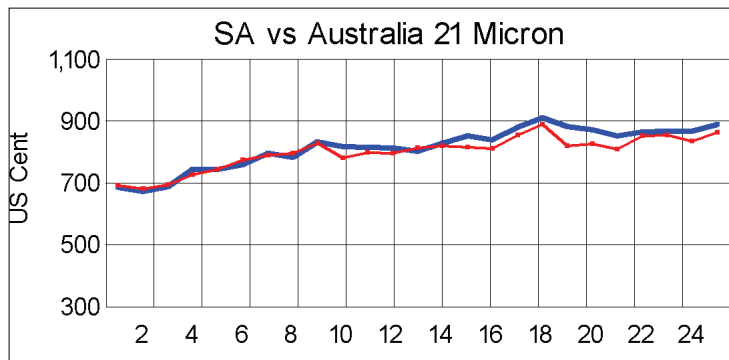
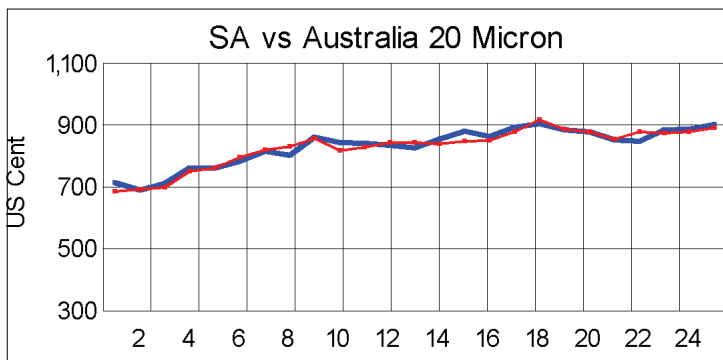
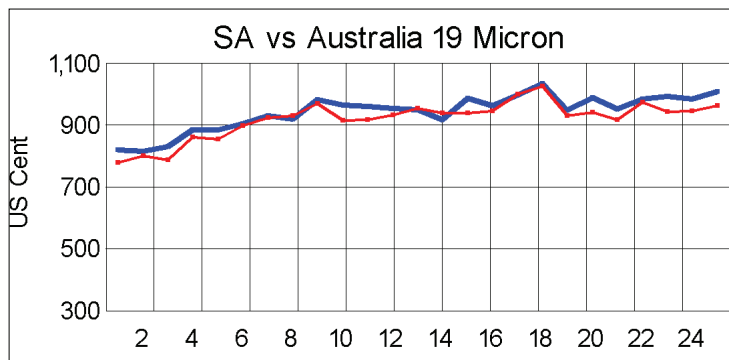
\* Based on a minimum of 3 lots sold per category

**Other Selected Types/Qualities**

**Long**

**Medium**

	19μ	20μ	21μ	19μ	20μ	21μ
<b>Good Quality</b>						
Lambswool	7164	6894	6476	6698	6160	6065
Bellies				6473	6210	5944
Locks				5871	4813	4808
<b>Average Quality</b>						
Lambswool	6615	6428	6376	6272	6208	5017
Bellies	7025	5925	5656	5765	5508	5614
Locks				4897	4754	4136
<b>Inferior Quality</b>						
Fleecewool	6645	6234	6077	6332	6332	
Lambswool		6337				
Bellies	6661	6096		6164	5708	5397
Locks				4341	4105	4071



— SA in USc  
— Aus in USc

— SA in USc  
— Aus in USc

## Market Commentary

### WOOL MARKET UP DESPITE STRONG CURRENCY

**PORT ELIZABETH:** Wool prices lifted at this week's sale despite a stronger rand and Cape Wools' Merino indicator gained 2,2% to close at R63,79/kg (clean).

Factors that contributed are an increase in Australian prices, improved interest from Europe, supply concerns in China and the fact that this week's sale was a fairly small one.

The rand was trading at R7,28 against the US dollar, an appreciation of 1,1% compared with last week, while it was a marginal 0,4% weaker against the euro at R10,04.

The offering comprised 6 530 bales of which 97% was sold. Major buyers were Modiano SA (1 922 bales); Standard Wool SA (1 657 bales) and Lempiere SA (1 293 bales).

Wool receipts into brokers' stores up to mid March are up 3,2% compared with the corresponding period the previous season, which may indicate a slight increase in production this season.

Average prices for good top-making (MF5), sound, long fleeces (less than 1% seed content) were as follows: 19 microns gained 0,6% to close at R70,25/kg; 19,5 microns were 2,6% dearer at R68,86/kg; 20 microns were virtually unchanged at R65,03/kg; 20,5 microns were up 1,5% at R63,76/kg; 21 microns were 2,1% dearer at R62,92/kg; 21,5 microns gained 1,7% to close at R63,51/kg, and 22 microns rose 3,2% to R64,39/kg.

No sale has been scheduled for next week. Sales will resume on 3 March when approximately 9 500 bales will come under the hammer.