

National Weekly Wool Market Report

Season: 2009/2010

Sale Date: 10 February 2010



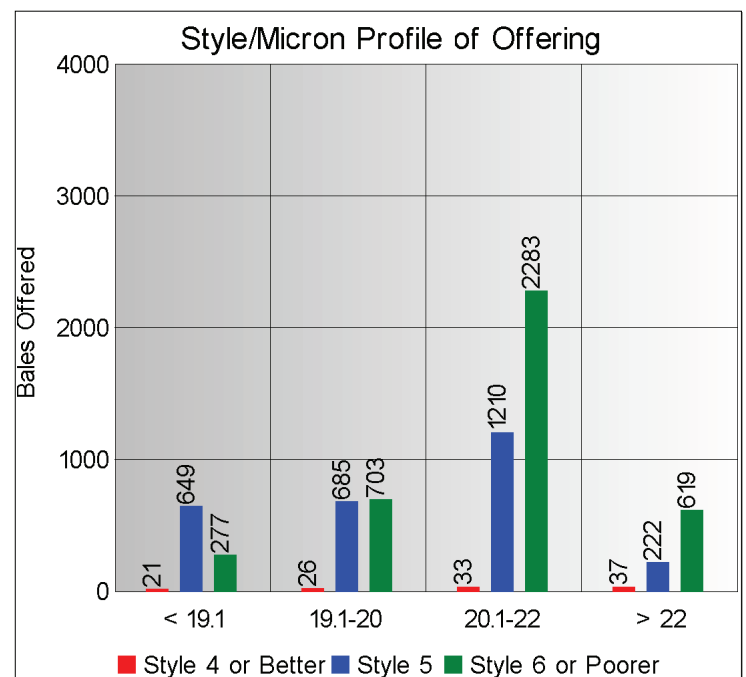
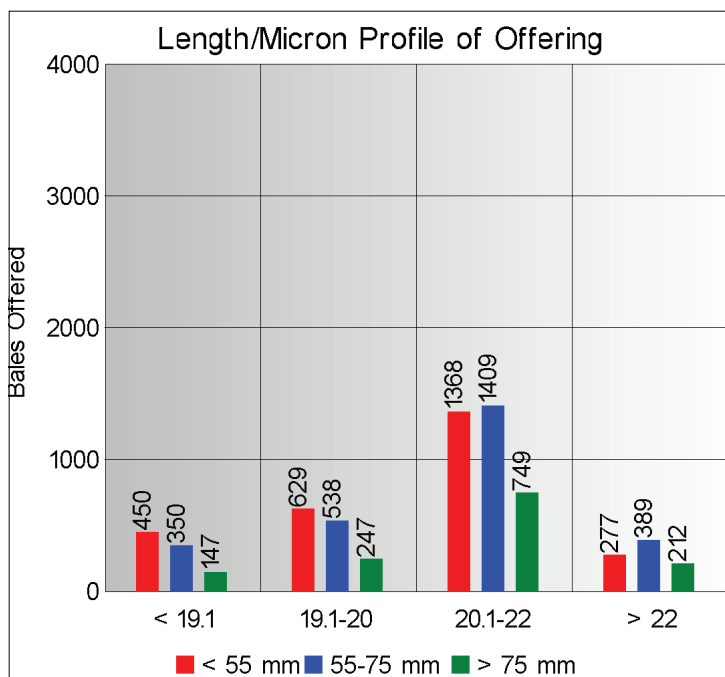
Tel: 27-41-4844301
 Fax: 27-41-4846792
 E-mail: stats@capewools.co.za
 Website: www.capewools.co.za

Market Indicators				Buyers			
Indicator Unit	Current Sale	Last Sale	Change	Company	Bales Purchased This Week	% of Purchases	Total Bales Purchased This Season
SA c/kg	6293	6166	2.1%	Standard Wool SA	2276	33.6%	71154
Ave. to date (09/10)	5846	5823	0.4%	G Modiano SA	1661	24.6%	40318
Ave. to date (08/09)	4852			Lempriere SA	1483	21.9%	31623
US c/kg	824	835	-1.2%	Stucken & Co	754	11.2%	30064
Euro c/kg	599	597	0.3%	Segard Masurel SA	422	6.2%	11277
AWEX EMI	921	926	-0.5%	Chargeurs Wool SA	106	1.6%	5051
				New England Wool SA	4	0.1%	168

Exchange Rates			
Currency Unit	This Week	Previous Week	% Change
R/USD	7.6340	7.3883	-3.3%
R/Euro	10.5121	10.3306	-1.8%
R/AUD	6.6882	6.5657	-1.9%
USD/AUD	0.8762	0.8887	1.4%

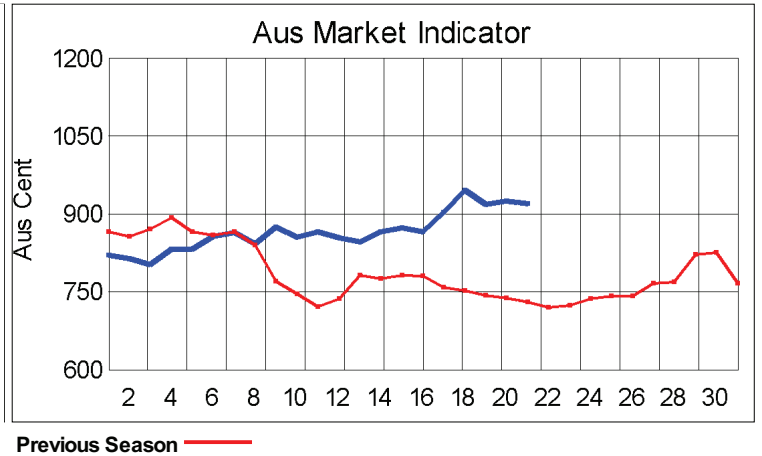
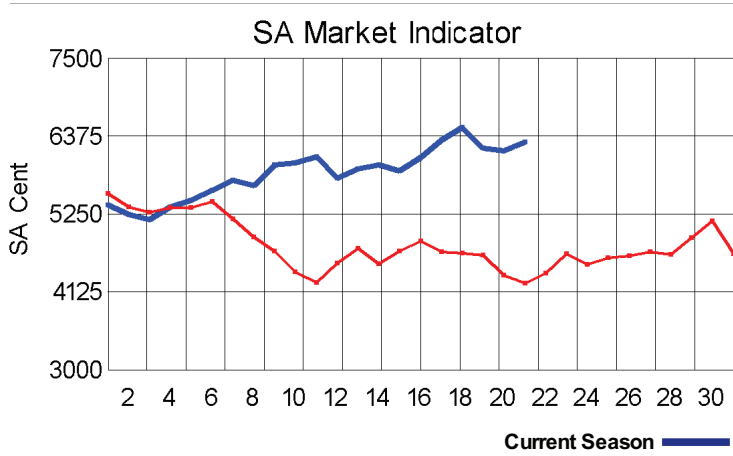
Analysis of Offerings by Broker This Week (Bales)								
Broker	Merino Fleeces	Merino Bellies	Merino Lambs	Merino Backs	Merino Locks	* Other	Total	% Sold
BKB	2246	467	382	569	468	1318	5450	99.3%
CMW	435	146	98	81	104	451	1315	98.4%
LAN	0	0	0	0	0	0	0	
SBL	0	0	0	0	0	0	0	
VLW	0	0	0	0	0	0	0	
Total	2681	613	480	650	572	1769	6765	99.1%

* Crossbred types, Coarse and Coloured and Inferior



Receipts 2009/2010 Season

Season to Date (Kg.) 34,450,540.6 Previous Season to Date 33,661,392.4 Percentage Change: 2.34%



Average Fleece Wool Prices (c/kg. clean)

Spinners and Good Topmaking Styles (AWEX Types MF4 and MF5)

Micron	100+mm	90mm	80mm	70mm	60mm	50mm	40mm	30mm	20mm	10mm
18.0										
18.5			7620	7507	7215					
19.0			7073	7005	6966					
19.5			6744	6788		6460				
20.0			6657							
20.5			6446	6553	6463					
21.0		6422			6490					
21.5			6497							
22.0				6398						
22.5										
23.0										
23.5										
24.0										

* Based on a minimum of 3 lots sold per category

Average Topmaking Styles (AWEX MF6)

Micron	100+mm	90mm	80mm	70mm	60mm	50mm	40mm	30mm	20mm	10mm
18.0										
18.5										
19.0										
19.5										
20.0										
20.5										
21.0										
21.5										
22.0										
22.5										
23.0										
23.5										
24.0										

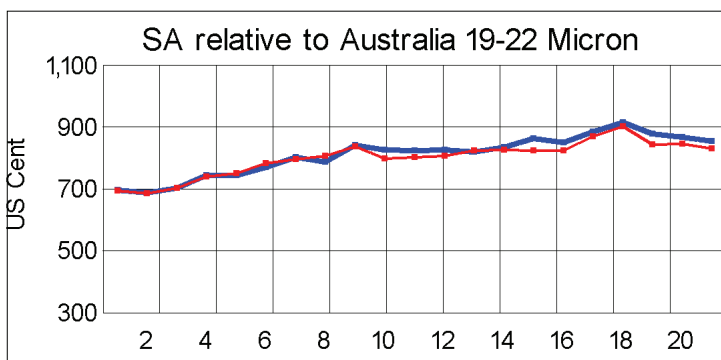
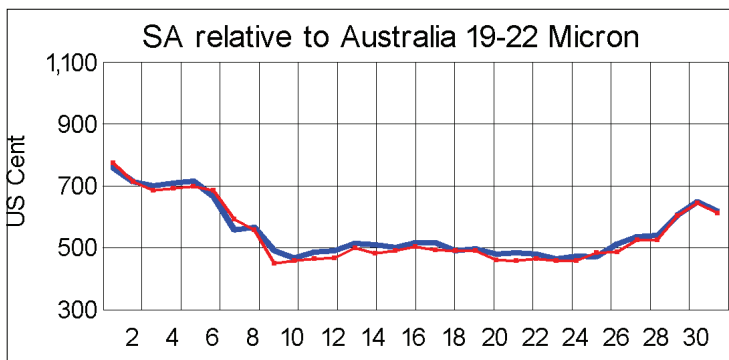
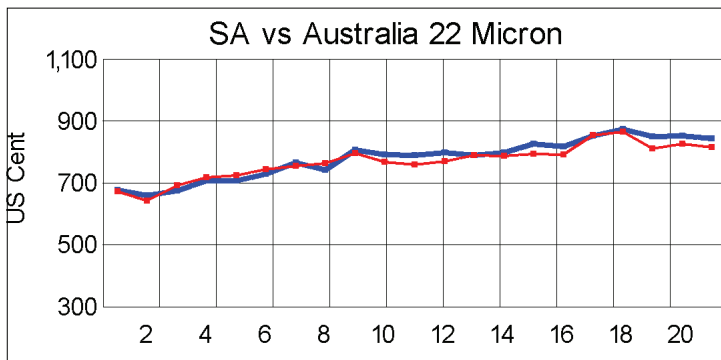
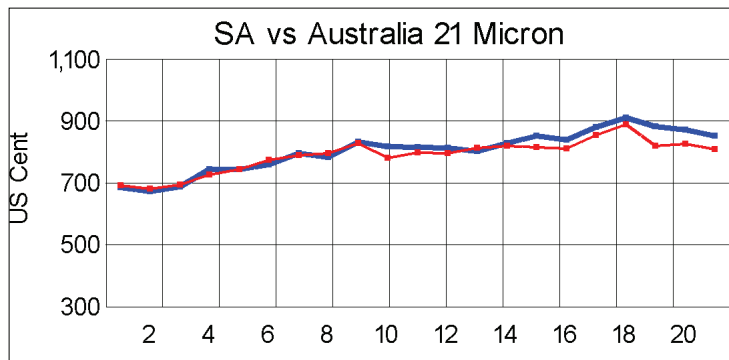
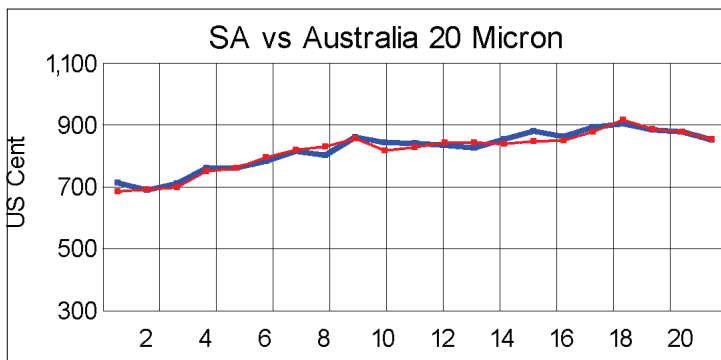
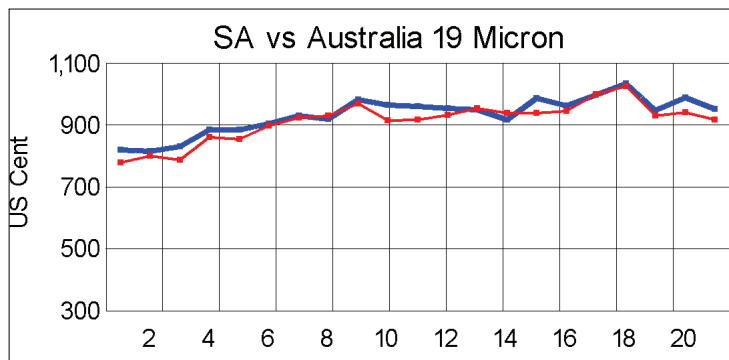
* Based on a minimum of 3 lots sold per category

Other Selected Types/Qualities

Long

Medium

	19μ	20μ	21μ	19μ	20μ	21μ
Good Quality						
Lambswool	7328	6550	6624	7047	6131	
Bellies	6612	6208		6664	6207	6058
Locks				6087	5136	5468
Average Quality						
Lambswool	6588			6654	6435	5327
Bellies	6803	6196		6322	5862	5734
Locks				5790	5092	4218
Inferior Quality						
Fleecewool	6774	6310	6219	6598	6024	5635
Lambswool	5481				5386	
Bellies		5794		6471	5686	5276
Locks					4322	4315



— SA in USc
— Aus in USc

— SA in USc
— Aus in USc

Market Commentary

WEAK RAND SUPPORTS WOOL MARKET

PORT ELIZABETH: A weaker rand gave some support to the market at this week's sale and Cape Wools' Merino indicator rose 2,1% to close at R62,93/kg (clean).

The rand has been losing ground against the US dollar over the past few days amid uncertainty within the global currency markets and was trading at R7,63 to the dollar, which was down 3,3% on last week's exchange rates. It was 1,8% weaker against the euro at R10,51.

The fact that the indicator did not increase to the same extent the rand depreciated against the dollar can be attributed to resistance to current price levels from China, possibly due in part to cash-flow restrictions as a result of the tighter credit control measures the Chinese government introduced recently.

It was a fairly small sale with 6 765 bales on offer of which 99% changes hands. Major buyers were Standard Wool SA (2 276 bales); Modiano SA (1 661 bales) and Lempriere SA (1 483 bales).

Average prices for good top-making (MF5), sound, long fleeces (less than 1% seed content) were as follows: 20,5 microns gained 3,1% to R63,94/kg; 21 microns were 1,2% dearer at R61,90/kg; 21,5 microns gained 1,3% to close at R62,28, and 22 microns rose 2,2% to R62,41/kg.

No sale has been scheduled for next week. The next sale will take place on 24 February when approximately 12 000 bales will be on offer.