

National Weekly Wool Market Report

Season: 2009/2010

Sale Date: 19/20 January 2010



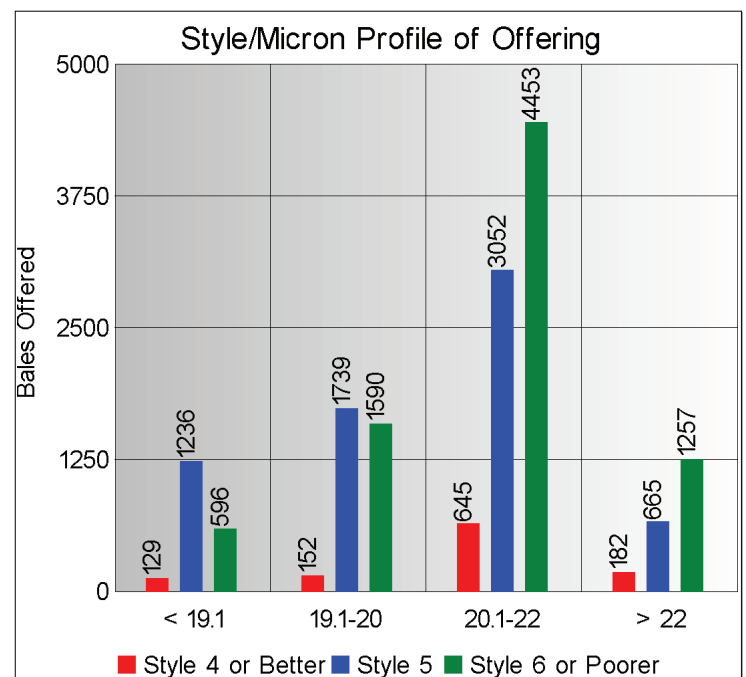
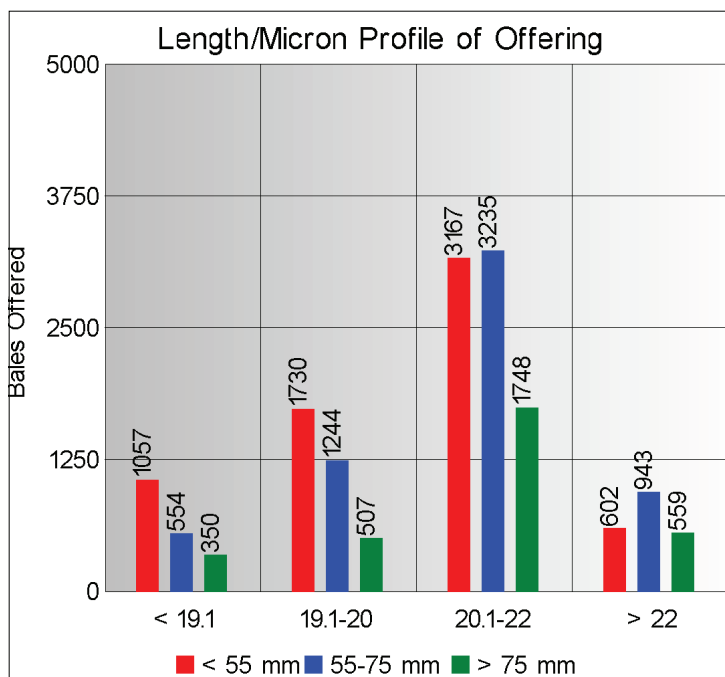
Tel: 27-41-4844301
 Fax: 27-41-4846792
 E-mail: stats@capewools.co.za
 Website: www.capewools.co.za

Market Indicators				Buyers			
Indicator Unit	Current Sale	Last Sale	Change	Company	Bales Purchased This Week	% of Purchases	Total Bales Purchased This Season
SA c/kg	6511	6320	3.0%	Standard Wool SA	5356	34.1%	63634
Ave. to date (09/10)	5783	5740	0.8%	G Modiano SA	3623	23.1%	34827
Ave. to date (08/09)	4923			Stucken & Co	2971	18.9%	26555
US c/kg	877	856	2.4%	Lempriere SA	2102	13.4%	27177
Euro c/kg	618	590	4.8%	Segard Masurel SA	1560	9.9%	9573
AWEX EMI	947	904	4.8%	New England Wool SA	2	0.0%	136

Exchange Rates			
Currency Unit	This Week	Previous Week	% Change
R/USD	7.4284	7.3847	-0.6%
R/Euro	10.5304	10.7078	1.7%
R/AUD	6.7917	6.8259	0.5%
USD/AUD	0.9145	0.9243	1.1%

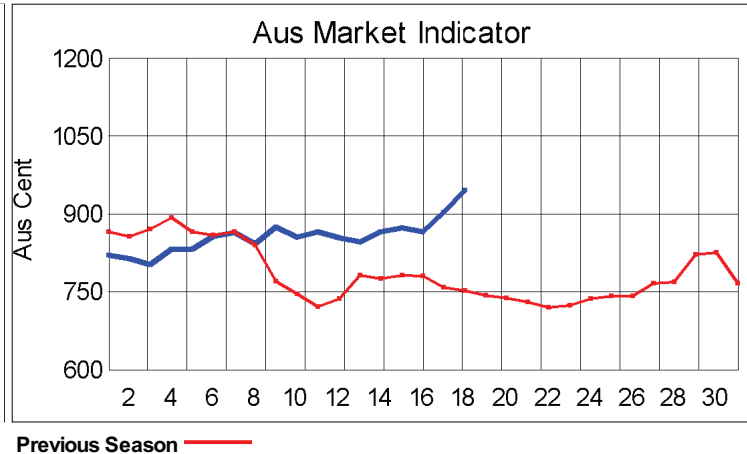
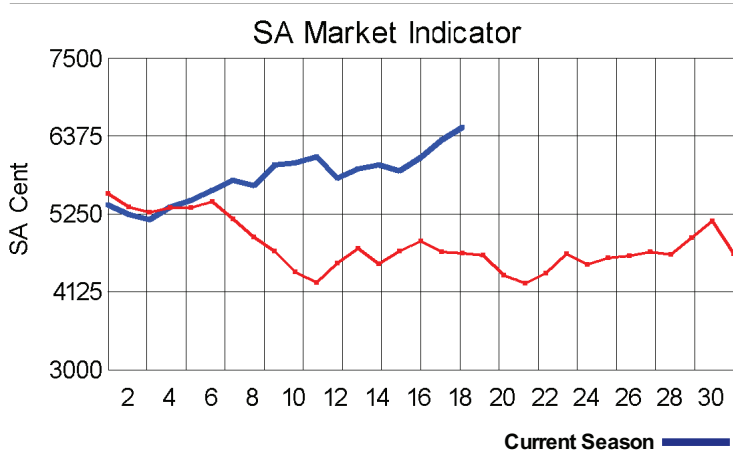
Analysis of Offerings by Broker This Week (Bales)								
Broker	Merino Fleeces	Merino Bellies	Merino Lambs	Merino Backs	Merino Locks	* Other	Total	% Sold
BKB	4375	838	673	865	810	1936	9497	99.5%
CMW	1828	334	474	336	276	663	3911	99.3%
LAN	214	11	15	1	44	250	535	100.0%
SBL	808	132	143	42	166	260	1551	99.6%
VLW	114	15	34	18	5	16	202	100.0%
Total	7339	1330	1339	1262	1301	3125	15696	99.5%

* Crossbred types, Coarse and Coloured and Inferior



Receipts 2009/2010 Season

Season to Date (Kg.) 31,061,213.1 Previous Season to Date 29,792,534.3 Percentage Change: 4.26%



Current Season — Previous Season

**Average Fleece Wool Prices (c/kg. clean)
Spinners and Good Topmaking Styles (AWEX Types MF4 and MF5)**

Micron	100+mm	90mm	80mm	70mm	60mm	50mm	40mm	30mm	20mm	10mm
18.0				8069		7620				
18.5			7930	7841	7592	7455				
19.0			7711	7652	7330	7107	7114			
19.5			7208	7281	7022	6820	6691			
20.0		6803	6941	6861	6693	6611	6646			
20.5		6861	6826	6796	6576	6560	6498			
21.0		6839	6775	6679	6506	6382	6245	5091		
21.5		6703	6691	6643	6443	6362				
22.0			6499	6392	6283	6193				
22.5			6369	6352		5900				
23.0			6333	6310	6111					
23.5		5550	6125	5892						
24.0										

* Based on a minimum of 3 lots sold per category

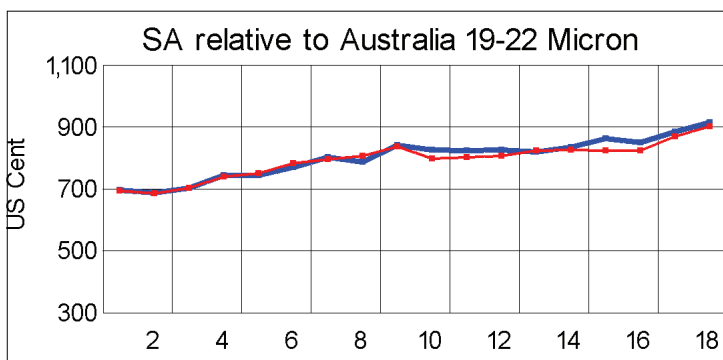
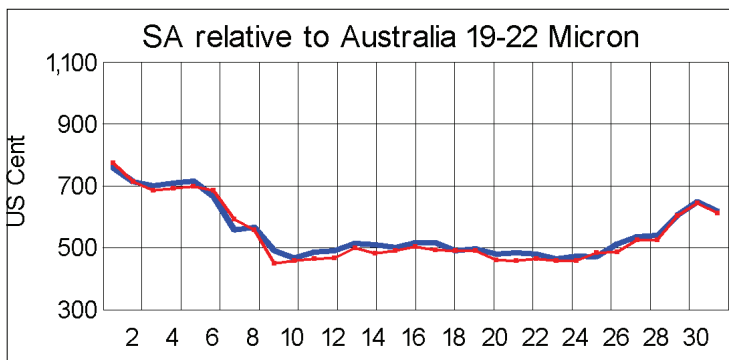
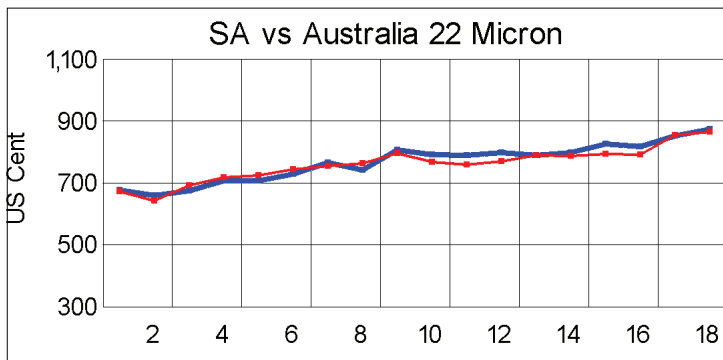
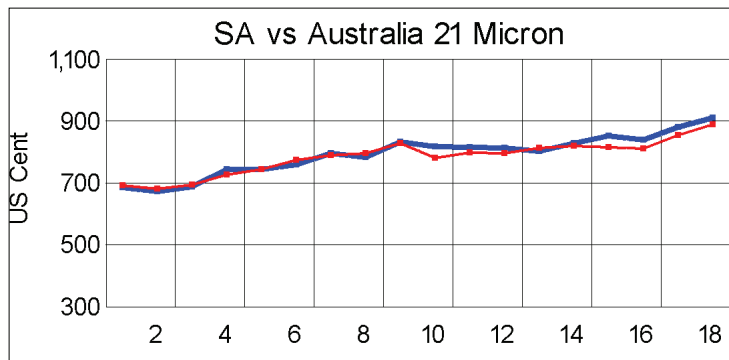
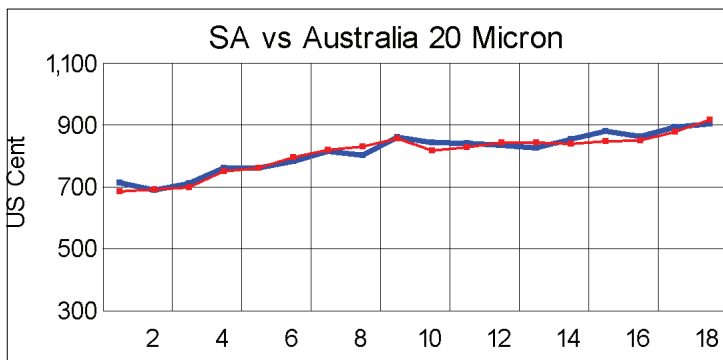
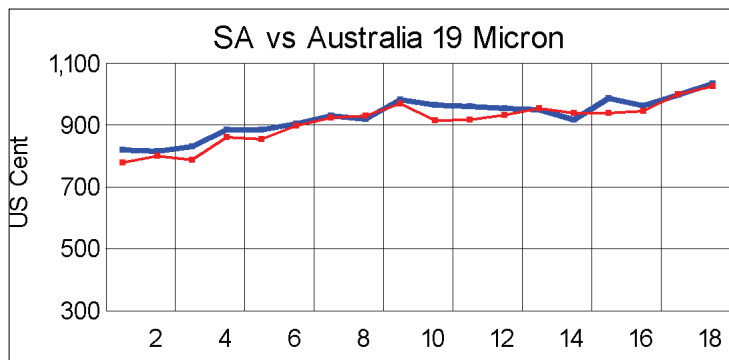
Average Topmaking Styles (AWEX MF6)

Micron	100+mm	90mm	80mm	70mm	60mm	50mm	40mm	30mm	20mm	10mm
18.0										
18.5										
19.0										
19.5				6896						
20.0				6107						
20.5			6845		5130					
21.0			6227	6560	6301		6086			
21.5			6505	6465						
22.0				6182						
22.5				6160						
23.0										
23.5										
24.0										

* Based on a minimum of 3 lots sold per category

Other Selected Types/Qualities

	Long			Medium		
<u>Good Quality</u>	19μ	20μ	21μ	19μ	20μ	21μ
Lambswool	7498	6859		7064	6736	6546
Bellies	6668	6329	6327	6943	6535	6120
Locks	5539	4824		5748	5342	4725
<u>Average Quality</u>						
Lambswool	7366	6794	6377	6896	6396	6258
Bellies	7003	6437	6116	6679	6098	5964
Locks				5270	4717	4228
<u>Inferior Quality</u>						
Fleecewool	6823	6184	6271	5557	5395	5492
Lambswool	6846			6046	5842	
Bellies	6299	6325		6591	5620	5266
Locks		4183	3727	5460	4143	3581



— SA in USc
— Aus in USc

— SA in USc
— Aus in USc

Market Commentary

ANOTHER SOLID INCREASE IN PRICES

PORT ELIZABETH: Wool prices posted another solid increase at this week's sale and Cape Wools' Merino indicator gained 3% to close the day at R65,11/kg (clean).

This is up 21% on the opening sale and represents a 7% increase over two weeks.

The market is still being driven by strong demand from China, now also with some support from India. A high sales percentage was again recorded. Of the 15 696 bales on offer, 99% was sold.

Wool receipts to date at brokers' stores are up 4,3% compared with the corresponding period last season.

The rand was trading at R7,43 against the US dollar, down 0,6% compared with the exchange rate at the previous sale. It was trading at R10,53 against the euro, which was an appreciation of 1,7% compared with the previous sale.

Major buyers were Standard Wool SA (5 356 bales); Modiano SA (3 623 bales); Stucken (2 971 bales); Lempriere SA (2 102 bales), and Segard Masurel SA (1 560 bales).

Average prices for good topmaking (MF5), sound, long fleeces (less than 1% seed content) were as follows: 19 microns gained 3,1% to R76,27/kg; 20 microns increased by 5% to R68,24/kg; 21 microns were 4,7% dearer at R66,15/kg; and 22 microns were 2% dearer at R64,43/kg.

Approximately 8 000 bales will come under the hammer at next week's sale.