

National Weekly Wool Market Report

Season: 2010/2011

Sale Date: 7&8 June 2011



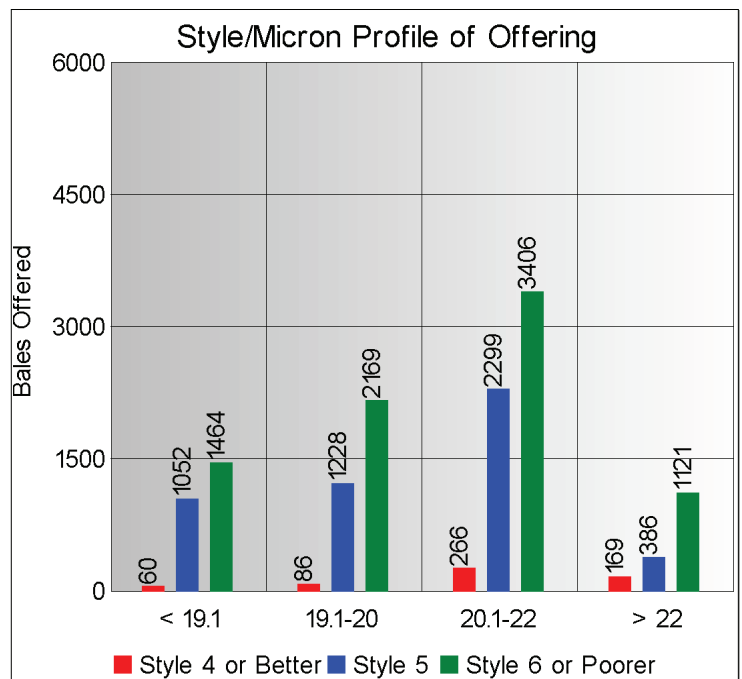
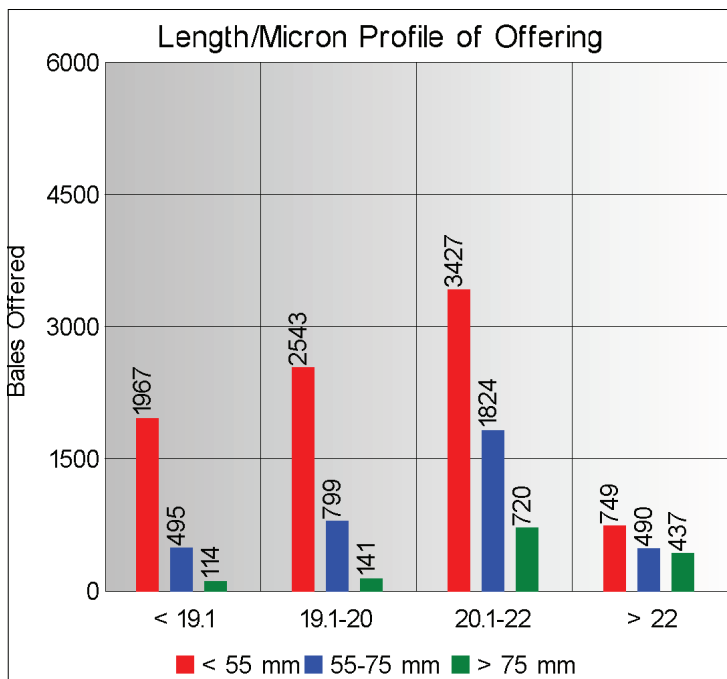
Tel: 27-41-4844301
 Fax: 27-41-4846792
 E-mail: stats@capewools.co.za
 Website: www.capewools.co.za

Market Indicators				Buyers			
Indicator Unit	Current Sale	Last Sale	Change	Company	Bales Purchased This Week	% of Purchases	Total Bales Purchased This Season
SA c/kg	9729	9557	1.8%	Standard Wool SA	7122	52.0%	95378
Ave. to date (10/11)	7209	7125	1.2%	Stucken & Co	2934	21.4%	45404
Ave. to date (09/10)	5952			G Modiano SA	1399	10.2%	79457
US c/kg	1454	1368	6.2%	Lempriere SA	919	6.7%	30876
Euro c/kg	992	974	1.9%	Segard Masurel SA	571	4.2%	23446
AWEX EMI	1416	1375	3.0%	Chargeurs Wool SA	120	0.9%	306
				New England Wool SA	3	0.0%	2986

Exchange Rates			
Currency Unit	This Week	Previous Week	% Change
R/USD	6.6931	6.9842	4.2%
R/Euro	9.8068	9.8137	0.1%
R/AUD	7.1178	7.3226	2.8%
USD/AUD	1.0634	1.0482	-1.5%

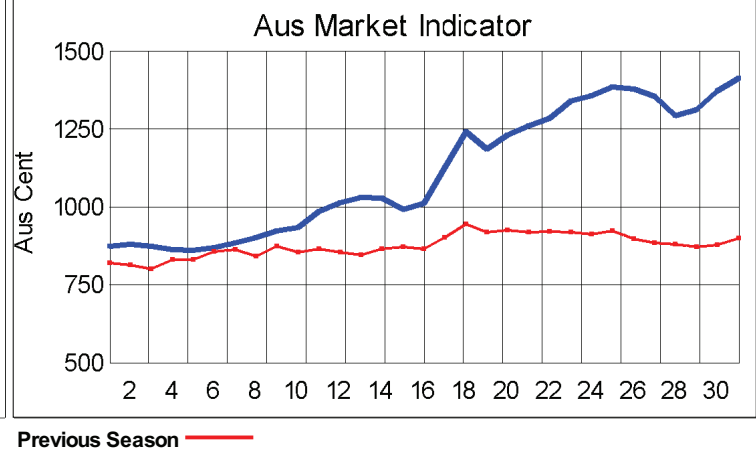
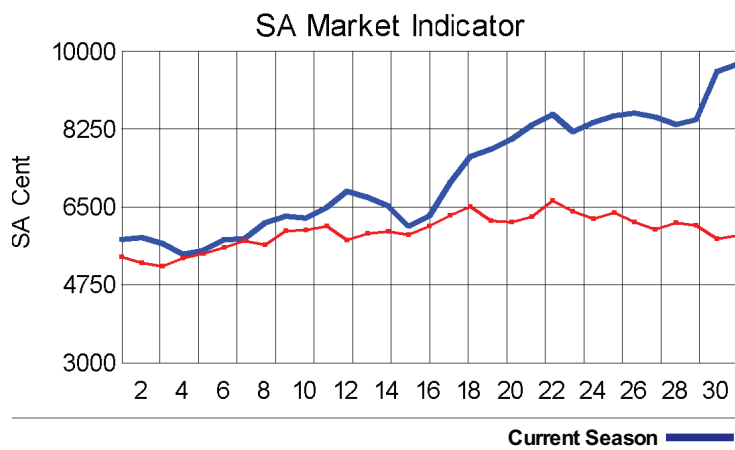
Analysis of Offerings by Broker This Week (Bales)								
Broker	Merino Fleeces	Merino Bellies	Merino Lambs	Merino Backs	Merino Locks	* Other	Total	% Sold
BKB	3039	768	852	189	781	1759	7388	94.0%
CMW	1877	408	641	174	444	1303	4847	96.5%
LAN	66	20	64	0	24	77	251	100.0%
SBL	386	81	117	23	93	141	841	97.9%
VLW	131	41	89	9	46	63	379	98.9%
Total	5499	1318	1763	395	1388	3343	13706	95.4%

* Crossbred types, Coarse and Coloured and Inferior



Receipts 2010/2011 Season

Season to Date (Kg.) 45,955,171.2 Previous Season to Date 47,988,635.5 Percentage Change: -4.24%



Current Season — Previous Season —

Average Fleece Wool Prices (c/kg. clean)
Spinners and Good Topmaking Styles (AWEX Types MF4 and MF5)

Micron	100+mm	90mm	80mm	70mm	60mm	50mm	40mm	30mm	20mm	10mm
18.0					13108					
18.5			13701	13470	12983	12020				
19.0			12772	12790	12192	11181	10031	6384		
19.5			11494	11438	11145	10278	8812	6846		
20.0			10592	10571	10052	9483	8241	6901		
20.5			10407	10128	9704	8958	7871			
21.0		10072	10258	10011	9514	8617	7060			
21.5			9891	9839	9434	8404				
22.0			9983	9816	9491	8098	6625			
22.5						7785				
23.0					9349					
23.5				8138						
24.0										

* Based on a minimum of 3 lots sold per category

Average Topmaking Styles (AWEX MF6)

Micron	100+mm	90mm	80mm	70mm	60mm	50mm	40mm	30mm	20mm	10mm
18.0										
18.5										
19.0			12150		11970	10893	8311			
19.5							8559	6217		
20.0				10383	9538	9464	7759			
20.5			10192	9618	9546	8720	7117			
21.0				9836	9574	8174				
21.5			9651	9623		8142	7681			
22.0				9798		7853	6317			
22.5										
23.0										
23.5										
24.0										

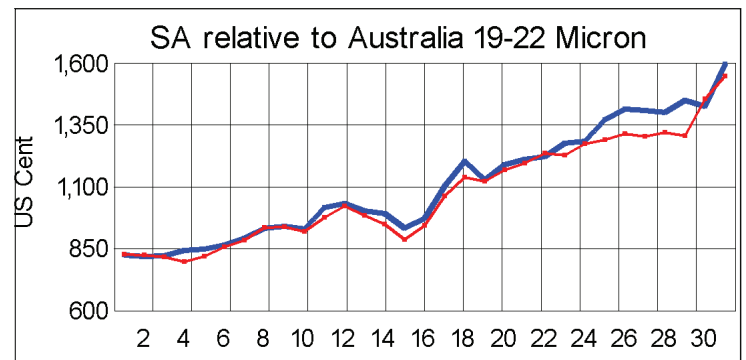
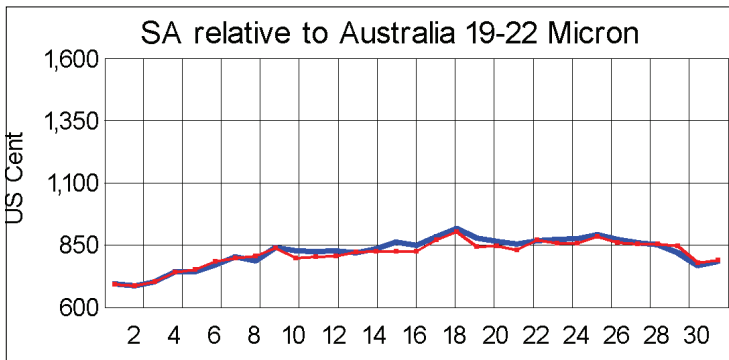
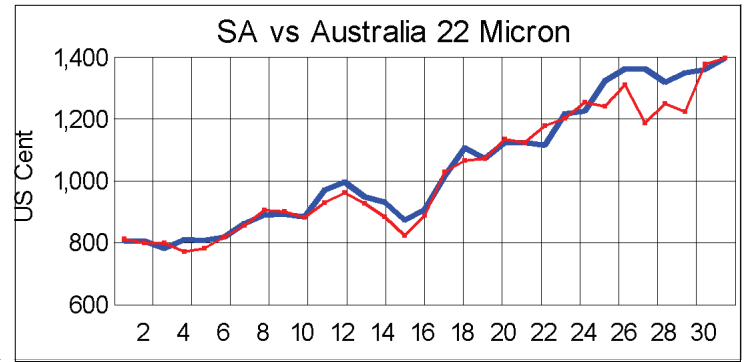
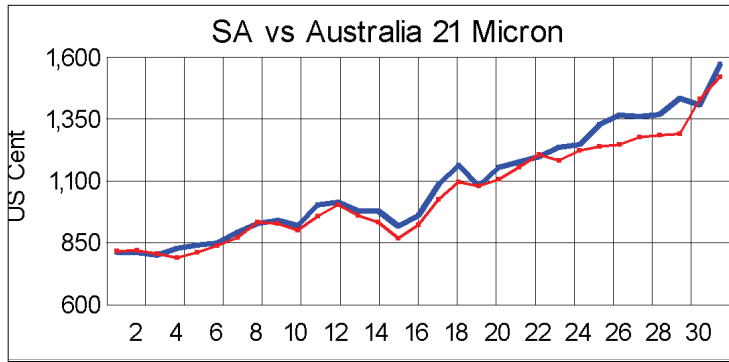
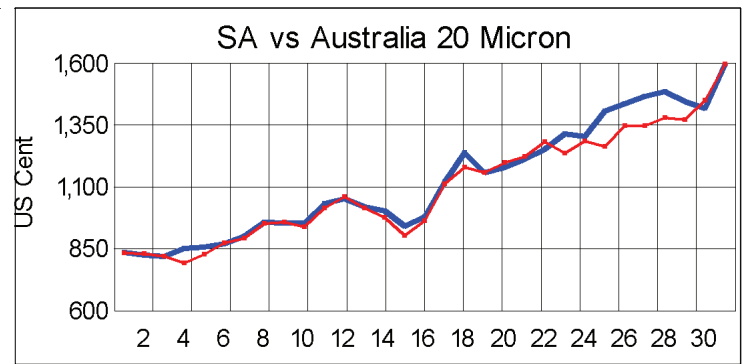
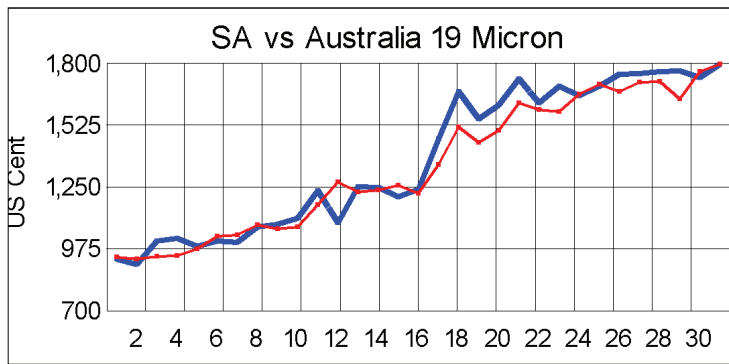
* Based on a minimum of 3 lots sold per category

Other Selected Types/Qualities

Long

Medium

	19μ	20μ	21μ	19μ	20μ	21μ
Good Quality						
Lambswool	12611	10252	9728	11186	9165	
Bellies			9947	10089	8612	8781
Locks			5786	6459	5954	4894
Average Quality						
Lambswool	11859	10634	9165	9755	8464	7890
Bellies	11493	9245	9564	10341	8541	7702
Locks				6002	5557	4274
Inferior Quality						
Fleecewool	11086	9577	9312	9936	9410	8389
Lambswool	11732	9290		9458	8050	6489
Bellies	9845	9845		8645	7816	6168
Locks				5224	4544	4408



— SA in USc
— Aus in USc

— SA in USc
— Aus in USc

Market Commentary

WOOL SEASON CLOSES AT RECORD LEVEL

PORT ELIZABETH: The wool market closed at a record high at the final sale of the 2010/11 season when the Cape Wools Merino indicator gained 1,8% to close at R97,29/kg (clean) - its highest level in over a decade.

This also is 68% above the opening level and almost 66% higher than at the closing sale last season.

Prices rose despite a much stronger rand, which at R6,69, had gained 4,2% against the US dollar compared with the average rate at the previous sale. It was relatively unchanged against the euro at R9,80.

The sale was characterised by keen competition from all sectors of the trade. A healthy demand from the major wool-consuming countries and supply concerns were again the main drivers at this sale.

It was a relatively large offering with 13 706 bales catalogued of which 95% was sold.

Major buyers were Standard Wool SA (7 122 bales), Stucken & Co (2 934 bales), Modiano SA (1 399 bales) and Lempriere SA (919 bales).

The average clean price for the different categories good top-making (MF5), sound, long fleeces (less than 1% seed content) were as follows: 19 microns were down a marginal 0,4% at R122,81/kg; 19,5 microns rose 1,3% to R117,23/kg, 20 microns gained 6,2% to close at R107,79/kg; 20,5 microns were up 0,5% at R102,73/kg; 21 microns rose 1,7% to R101,87/kg, 21,5 microns were 0,8% dearer at R99,29/kg and 22 microns gained 3,8% to close at R99,94/kg.

The first sale of the 2011/12 season has been scheduled for 17 August 2011.