

# National Weekly Wool Market Report

Season: 2009/2010

Sale Date: 8/9 December 2009



Tel: 27-41-4844301  
 Fax: 27-41-4846792  
 E-mail: stats@capewools.co.za  
 Website: www.capewools.co.za

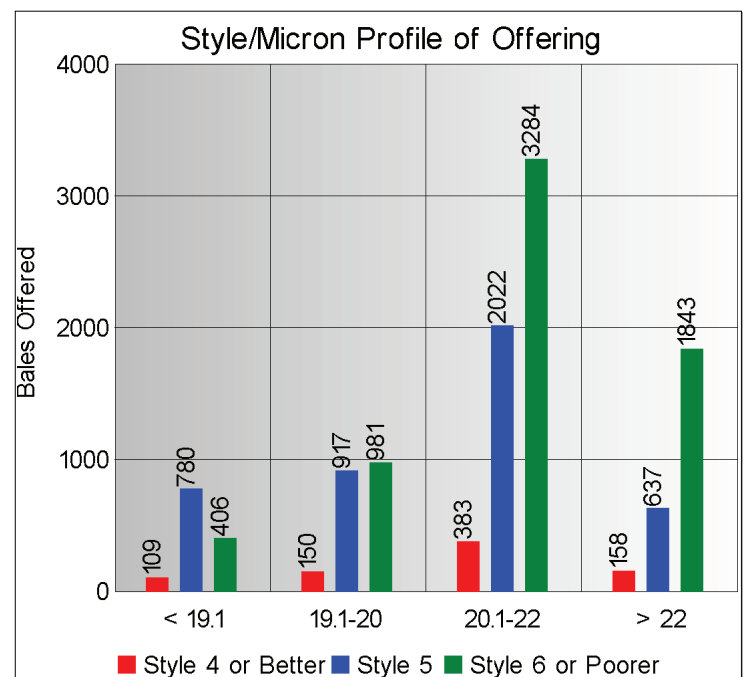
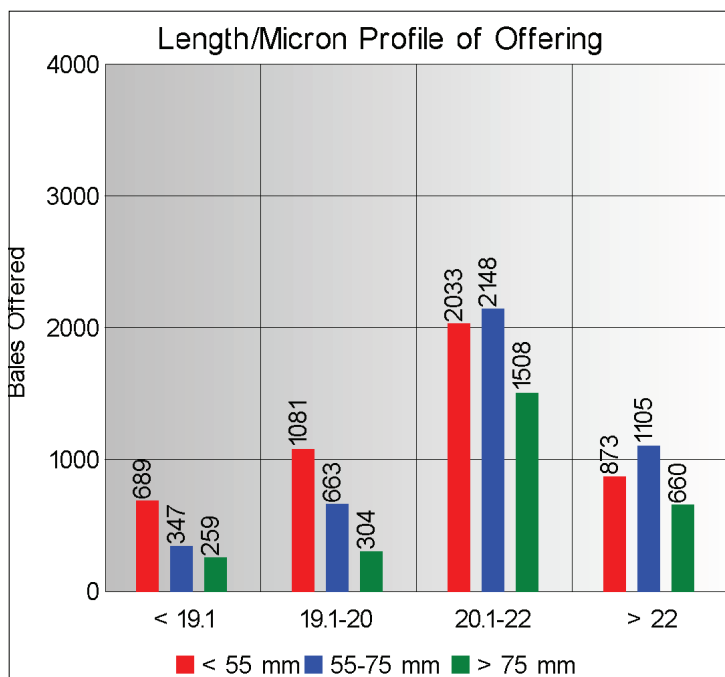
Market Indicators				Buyers			
Indicator Unit	Current Sale	Last Sale	Change	Company	Bales Purchased This Week	% of Purchases	Total Bales Purchased This Season
SA c/kg	6074	5876	3.4%	Standard Wool SA	4719	40.4%	52433
Ave. to date (09/10)	5704	5679	0.4%	G Modiano SA	2065	17.7%	29827
Ave. to date (08/09)	4957			Lempriere SA	1795	15.4%	23316
US c/kg	809	810	-0.1%	Stucken & Co	1601	13.7%	21324
Euro c/kg	549	537	2.3%	Segard Masurel SA	669	5.7%	7104
AWEX EMI	876	874	0.2%	Chargeurs Wool SA	664	5.7%	4945

Exchange Rates			
Currency Unit	This Week	Previous Week	% Change
R/USD	7.5059	7.2533	-3.5%
R/Euro	11.0589	10.9455	-1.0%
R/AUD	6.8128	6.7267	-1.3%
USD/AUD	0.9111	0.9271	1.7%

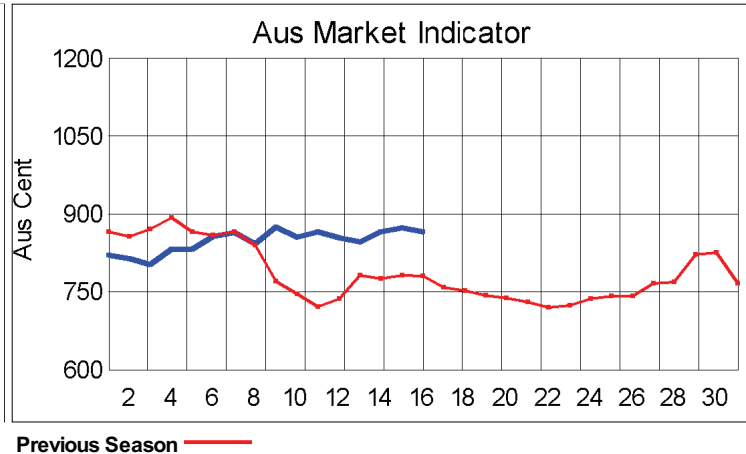
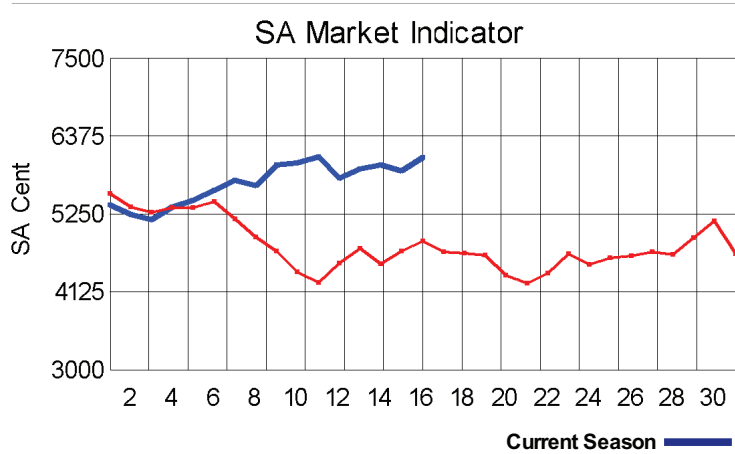
Analysis of Offerings by Broker This Week (Bales)								
Broker	Merino Fleeces	Merino Bellies	Merino Lambs	Merino Backs	Merino Locks	* Other	Total	% Sold
BKB	3692	614	715	639	535	1382	7577	98.9%
CMW	2361	313	486	331	203	399	4093	98.2%
LAN	0	0	0	0	0	0	0	
SBL	0	0	0	0	0	0	0	
VLW	0	0	0	0	0	0	0	
<b>Total</b>	<b>6053</b>	<b>927</b>	<b>1201</b>	<b>970</b>	<b>738</b>	<b>1781</b>	<b>11670</b>	<b>98.7%</b>

\* Crossbred types, Coarse and Coloured and Inferior



## Receipts 2009/2010 Season

Season to Date (Kg.) 25,514,386.9 Previous Season to Date 24,418,605.5 Percentage Change: 4.49%



**Average Fleece Wool Prices (c/kg. clean)**

**Spinners and Good Topmaking Styles (AWEX Types MF4 and MF5)**

Micron	100+mm	90mm	80mm	70mm	60mm	50mm	40mm	30mm	20mm	10mm
18.0			7741	7663	7395	7303				
18.5			7482	7425	7385	7366				
19.0		7200	7245	7144	6980	6922	6942			
19.5			6888	6721	6666	6610	6614			
20.0		6368	6415	6388	6198	6110	6101			
20.5		6341	6197	6255	6174	6094	5970			
21.0			6214	6164	6013	6012	5832			
21.5		6101	6103	6059	5995	5799	5267			
22.0		6067	6002	5984	5876	5686				
22.5			5929	5862	5748	5447				
23.0				5792						
23.5			5802	5606						
24.0										

\* Based on a minimum of 3 lots sold per category

**Average Topmaking Styles (AWEX MF6)**

Micron	100+mm	90mm	80mm	70mm	60mm	50mm	40mm	30mm	20mm	10mm
18.0										
18.5										
19.0				6985						
19.5										
20.0			6243	6270	6223					
20.5			6133	6130	5949	5815				
21.0			6169	6013		5572				
21.5			5828	5982	5892	5703				
22.0				5880	5858	5487				
22.5			5502							
23.0				5678						
23.5										
24.0										

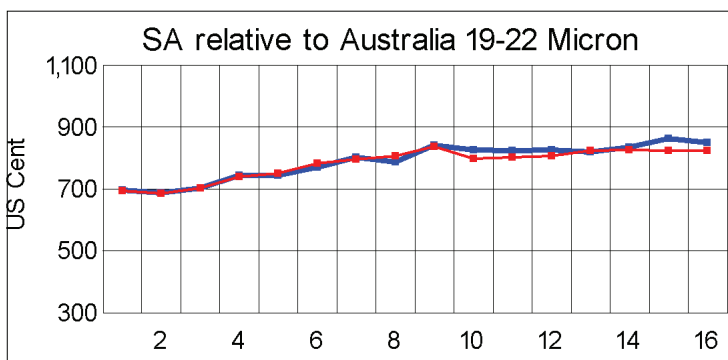
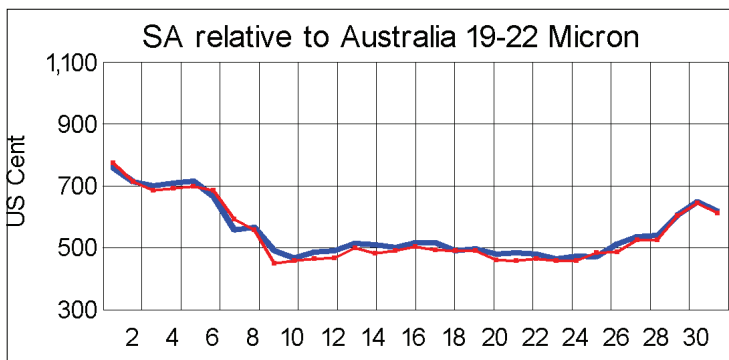
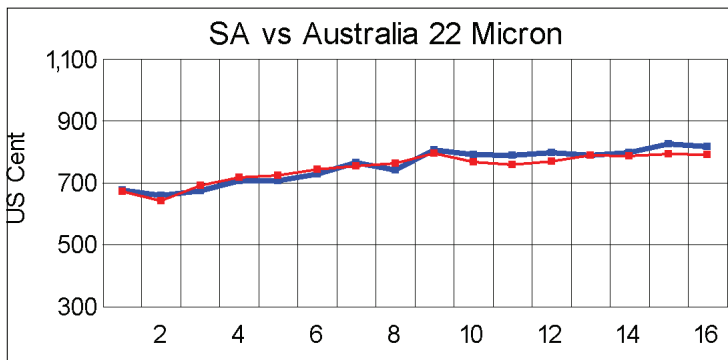
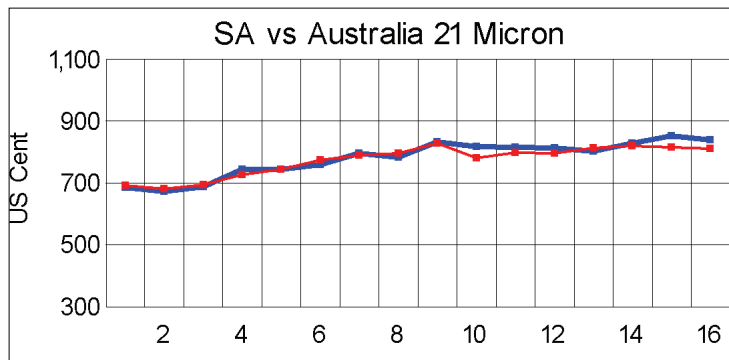
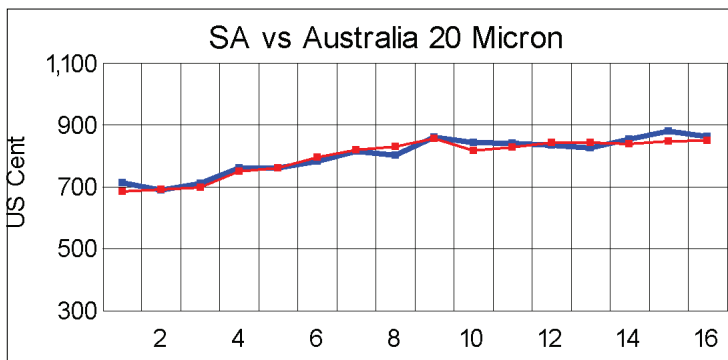
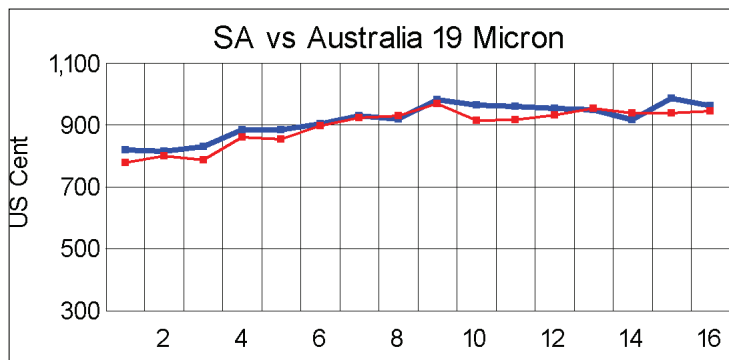
\* Based on a minimum of 3 lots sold per category

**Other Selected Types/Qualities**

**Long**

**Medium**

	19μ	20μ	21μ	19μ	20μ	21μ
<b>Good Quality</b>						
Lambswool	7115	6423	6074	7009	6263	5683
Bellies	6925	6054		6636	6087	5734
Locks	6527	4644		5168	5312	4273
<b>Average Quality</b>						
Lambswool	7031	6426	6101	6819	6023	5445
Bellies	6818	5746	5734	6664	5807	5567
Locks				3515	3890	4160
<b>Inferior Quality</b>						
Fleecewool	6348	6063	5743	6083	5924	5578
Lambswool	6659			6609	5818	
Bellies		6021	5072	6189	5187	4905
Locks		3428		3374	3320	3483



— SA in USc  
— Aus in USc

— SA in USc  
— Aus in USc

## Market Commentary

### WOOL MARKET UP AT LAST SALE OF THE YEAR

**PORT ELIZABETH:** The first half of the wool selling season closed on a positive note when Cape Wools' Merino indicator gained 3,4%, breaking through the key R60/kg level, to close at R60,74/kg (clean).

This means that the indicator has gained 13% on the opening sale and currently is 25% higher than at the same sale in 2008.

Buyers exporting to China once again dominated. Export figures for the period July - October 2009 show that China's market share continues to increase. The Chinese are now importing 57% of the clip (based on value).

The market was supported by a weaker rand, which at R7,50 was down 3,5% against the US dollar. It had also depreciated by 1% against the euro.

It was a fairly big sale with 11 670 bales on offer of which 99% changed hands.

Major buyers were Standard Wool SA (4 719 bales); Modiano (2 065 bales); Lempriere SA (1 795 bales), and Stucken (1 601 bales).

Average prices for good topmaking (MF5), sound, long fleeces (less than 1% seed content) were as follows: 19 microns gained 4,3% to R71,14/kg; 19,5 microns were up 2,5% at R66,99/kg; 20 microns rose 3,9% to R63,97/kg; 20,5 microns were 4,2% dearer at R62,52/kg; 21 microns gained by 2,9% to R60,99/kg; 21,5 microns were up 3,2% to close at R59,92/kg, and 22 microns were 3,1% dearer at R59,53/kg.

Sales will resume on 13 January 2010.