

# National Weekly Wool Market Report

Season: 2010/2011

Sale Date: 24 & 25 May 2011



Tel: 27-41-4844301  
 Fax: 27-41-4846792  
 E-mail: stats@capewools.co.za  
 Website: www.capewools.co.za

Market Indicators				Buyers			
Indicator Unit	Current Sale	Last Sale	Change	Company	Bales Purchased This Week	% of Purchases	Total Bales Purchased This Season
SA c/kg	9557	8471	12.8%	Standard Wool SA	3618	41.8%	88256
Ave. to date (10/11)	7125	7040	1.2%	G Modiano SA	1792	20.7%	78058
Ave. to date (09/10)	5955			Stucken & Co	1484	17.2%	42470
US c/kg	1368	1261	8.5%	Lempriere SA	587	6.8%	29957
Euro c/kg	974	876	11.1%	Segard Masurel SA	525	6.1%	22875
AWEX EMI	1375	1314	4.6%	Chargeurs Wool SA	186	2.2%	186
				New England Wool SA	29	0.3%	2983

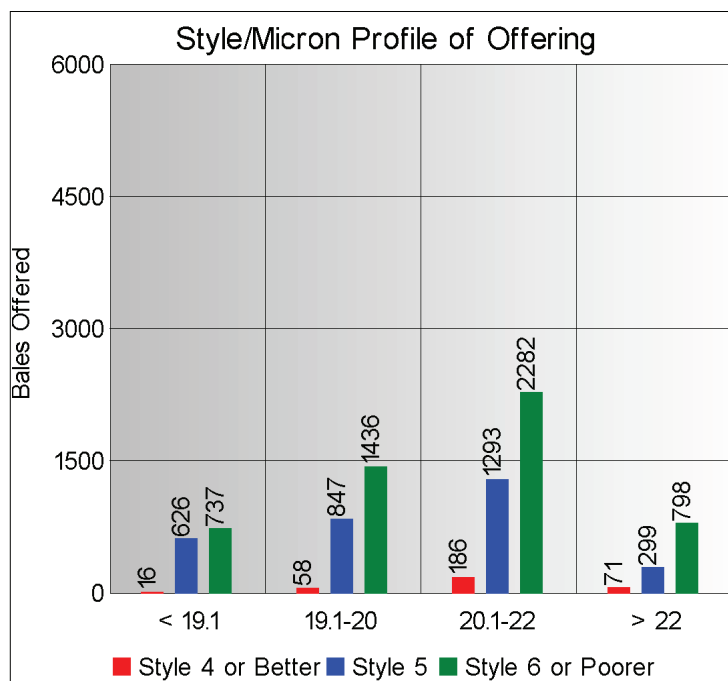
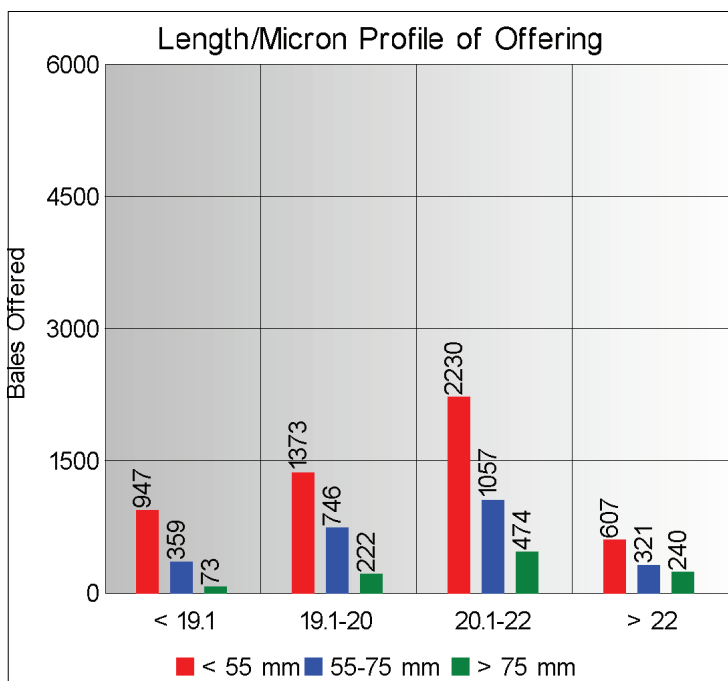
  

Exchange Rates			
Currency Unit	This Week	Previous Week	% Change
R/USD	6.9842	6.7177	-4.0%
R/Euro	9.8137	9.6665	-1.5%
R/AUD	7.3226	7.2960	-0.4%
USD/AUD	1.0482	1.0858	3.5%

## Analysis of Offerings by Broker This Week (Bales)

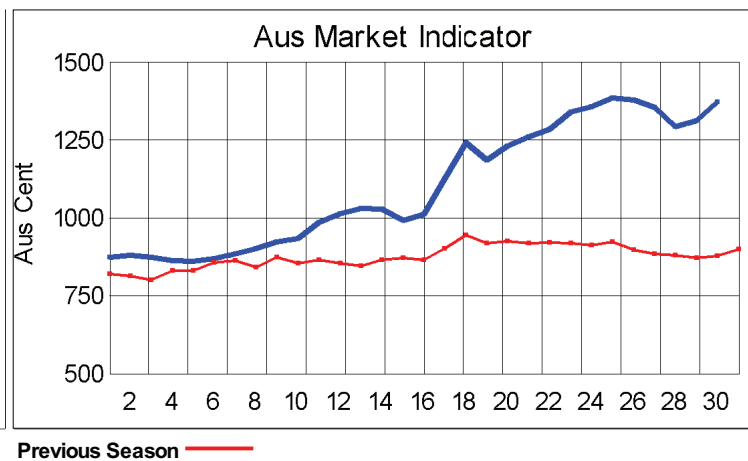
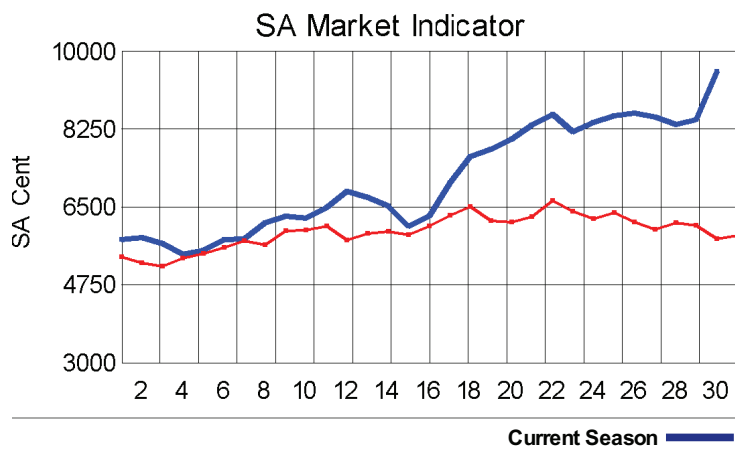
Broker	Merino Fleeces	Merino Bellies	Merino Lambs	Merino Backs	Merino Locks	* Other	Total	% Sold
BKB	2513	474	507	376	489	1094	5453	93.6%
CMW	683	233	171	87	219	487	1880	98.2%
LAN	32	21	27	6	13	106	205	91.7%
SBL	430	63	91	29	100	131	844	96.8%
VLW	135	37	14	10	38	33	267	98.5%
<b>Total</b>	<b>3793</b>	<b>828</b>	<b>810</b>	<b>508</b>	<b>859</b>	<b>1851</b>	<b>8649</b>	<b>95.1%</b>

\* Crossbred types, Coarse and Coloured and Inferior



## Receipts 2010/2011 Season

Season to Date (Kg.) 45,037,788.5      Previous Season to Date 47,472,564.2      Percentage Change: -5.13%



Current Season — Previous Season —

**Average Fleece Wool Prices (c/kg. clean)**  
**Spinners and Good Topmaking Styles (AWEX Types MF4 and MF5)**

Micron	100+mm	90mm	80mm	70mm	60mm	50mm	40mm	30mm	20mm	10mm
18.0				13975		12905				
18.5				13620	12875	12002				
19.0			12540	12496	11098	11464	8502			
19.5			11730	11198	11047	10484	8075			
20.0		10957	10203	10546	10087	9507	7639			
20.5			10370	10269	9370	8689	7594			
21.0			10286	9975	9842	8809	7220			
21.5					8845	8513	6625			
22.0				9481	9082	7662				
22.5				9238						
23.0						7796				
23.5										
24.0										

\* Based on a minimum of 3 lots sold per category

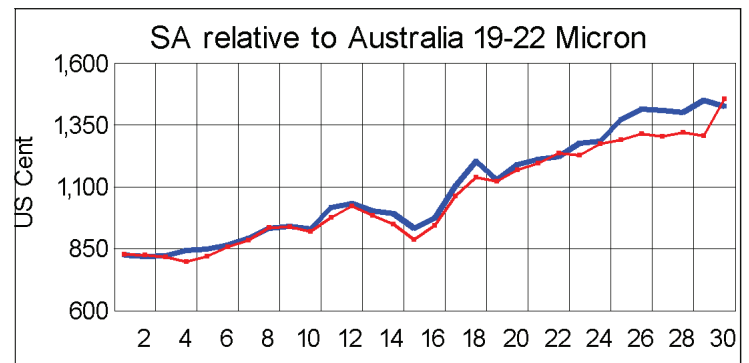
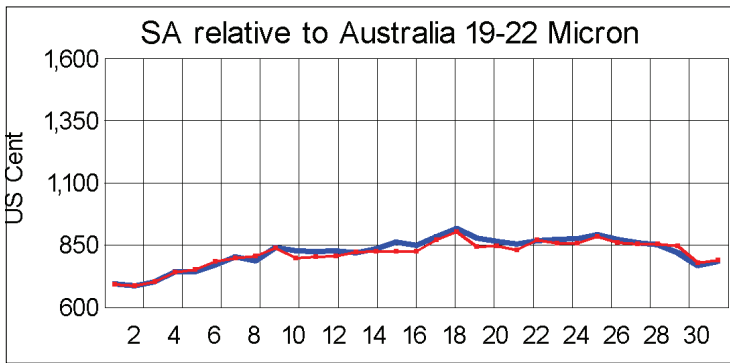
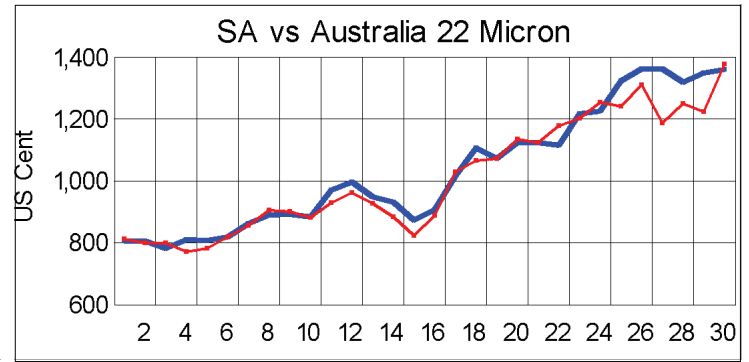
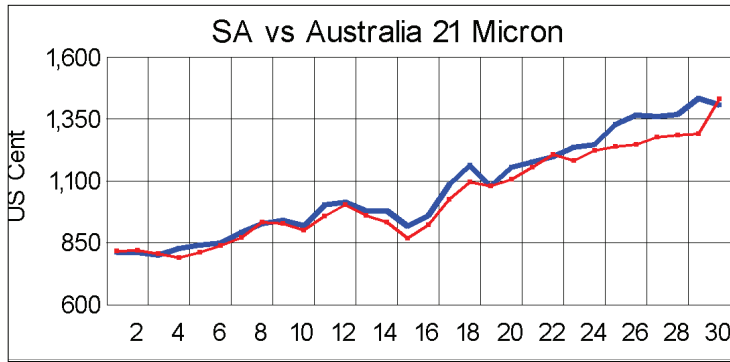
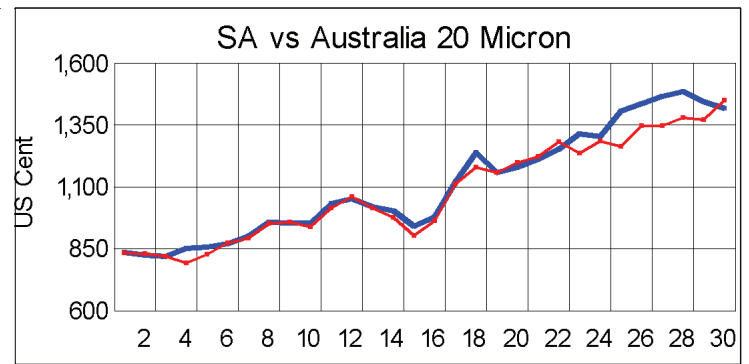
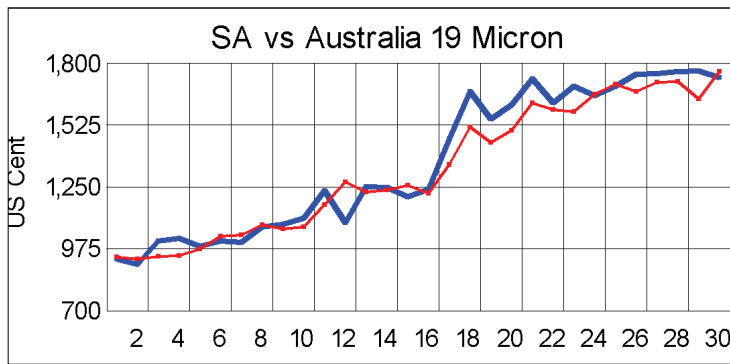
**Average Topmaking Styles (AWEX MF6)**

Micron	100+mm	90mm	80mm	70mm	60mm	50mm	40mm	30mm	20mm	10mm
18.0										
18.5										
19.0							8810			
19.5						10412	7894			
20.0										
20.5						8833	7429			
21.0						8950				
21.5					8055	8207				
22.0						7830	6236			
22.5										
23.0										
23.5										
24.0										

\* Based on a minimum of 3 lots sold per category

**Other Selected Types/Qualities**

	Long			Medium		
	19μ	20μ	21μ	19μ	20μ	21μ
<b>Good Quality</b>						
Lambswool	12864	10250		10537	9515	8451
Bellies				9576		9016
Locks		8808		7087	5545	
<b>Average Quality</b>						
Lambswool	11811		10369	9776	8563	5901
Bellies		9367		9346	8987	7584
Locks		6542		5737	5874	2393
<b>Inferior Quality</b>						
Fleecewool	11732	10044	8290	10353	8309	5665
Lambswool		9692		9912		
Bellies		8820		8122	7572	4829
Locks				4748	5050	4453



— SA in USc  
— Aus in USc

— SA in USc  
— Aus in USc

## Market Commentary

### WOOL PRICES SOAR TO SEASONAL HIGH

**PORT ELIZABETH:** Prices soared at the penultimate sale of the season and Cape Wools' Merino indicator rose 12,8% compared with the previous sale a fortnight ago to close at R95,57/kg (clean), which is its highest level in over a decade.

This is also 65% above the opening level.

The weaker rand, which at R6,98 had softened by 4% against the US dollar compared with the average rate at the previous sale, also supported the market. It was 1,5 % weaker against the euro at R9,81.

There was keen demand from the various sectors of the trade for the good quality fleeces and traders say supply concerns and a building shortage of quality long wools, continue to be the main driving force.

A total of 8 649 bales was on offer of which 95% was sold.

Major buyers were Standard Wool SA (3 618 bales), Modiano SA (1 792 bales) and Stucken & Co (1 484 bales).

This was the first sale at which the average prices for good top-making (MF5), sound, long fleeces (less than 1% seed content) for the 19 tot 21 micron categories broke through the R100/kg level.

The average price for the different categories were as follows: 19 microns were 11,7% dearer at R123,29/kg; 19,5 microns rose 15,5% to R115,77/kg, 20 microns gained 9,9% to close at R101,50/kg; 20,5 microns were up 18,4% at R102,21/kg; 21 microns rose 15,3% to R100,17/kg, 21,5 microns were 16,8% dearer at R98,50/kg and 22 microns gained 16,9% to close at R96,28/kg.

The final sale of the season will take place on 8 June when approximately 12 500 bales will come under the hammer.