

National Weekly Wool Market Report

Season: 2010/2011

Sale Date: 10 & 11 May 2011



Tel: 27-41-4844301
 Fax: 27-41-4846792
 E-mail: stats@capewools.co.za
 Website: www.capewools.co.za

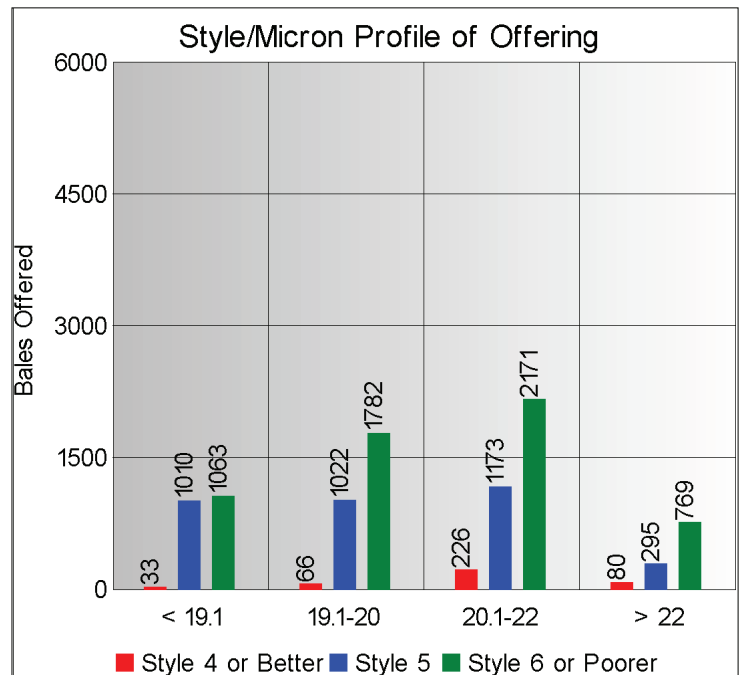
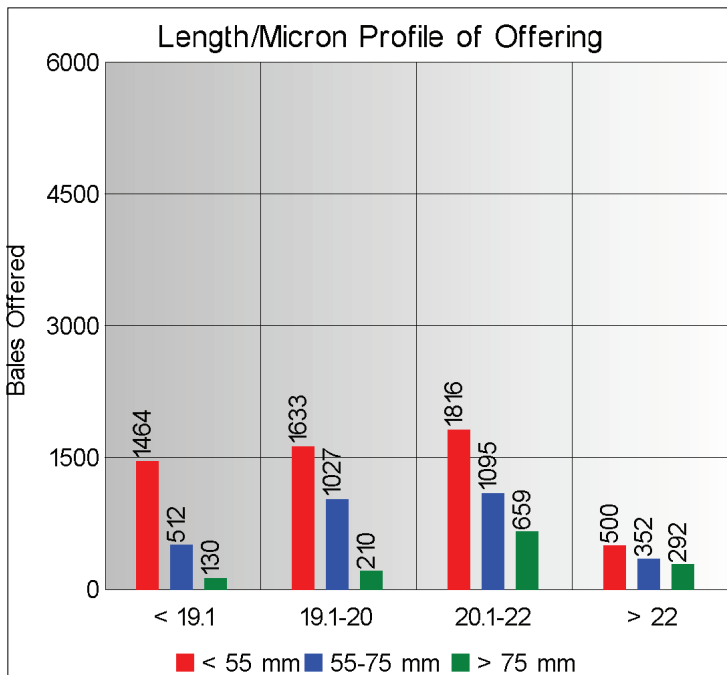
| Market Indicators | | | | Buyers | | | |
|----------------------|--------------|-----------|--------|---------------------|---------------------------|----------------|-----------------------------------|
| Indicator Unit | Current Sale | Last Sale | Change | Company | Bales Purchased This Week | % of Purchases | Total Bales Purchased This Season |
| SA c/kg | 8471 | 8371 | 1.2% | Standard Wool SA | 2756 | 28.4% | 84626 |
| Ave. to date (10/11) | 7040 | 6990 | 0.7% | G Modiano SA | 2429 | 25.1% | 76266 |
| Ave. to date (09/10) | 5961 | | | Stucken & Co | 2308 | 23.8% | 40936 |
| US c/kg | 1261 | 1271 | -0.8% | Lempriere SA | 774 | 8.0% | 29370 |
| Euro c/kg | 876 | 856 | 2.3% | Segard Masurel SA | 674 | 7.0% | 22351 |
| AWEX EMI | 1314 | 1294 | 1.6% | New England Wool SA | 127 | 1.3% | 2954 |
| | | | | Chargeurs Wool SA | | | |

| Exchange Rates | | | |
|----------------|-----------|---------------|----------|
| Currency Unit | This Week | Previous Week | % Change |
| R/USD | 6.7177 | 6.5838 | -2.0% |
| R/Euro | 9.6665 | 9.7742 | 1.1% |
| R/AUD | 7.2960 | 7.1479 | -2.1% |
| USD/AUD | 1.0858 | 1.0857 | -0.0% |

Analysis of Offerings by Broker This Week (Bales)

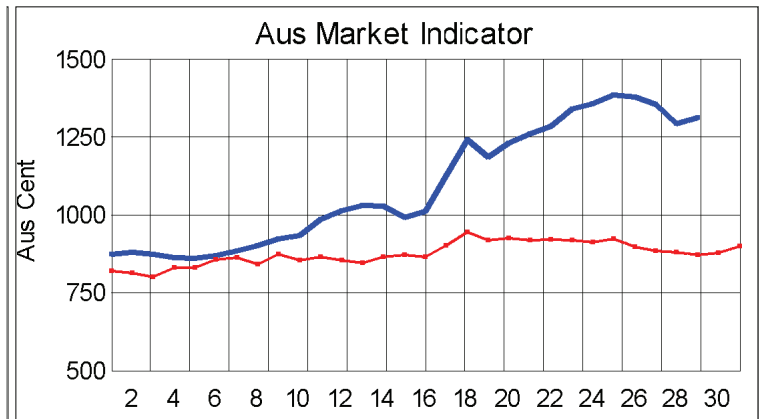
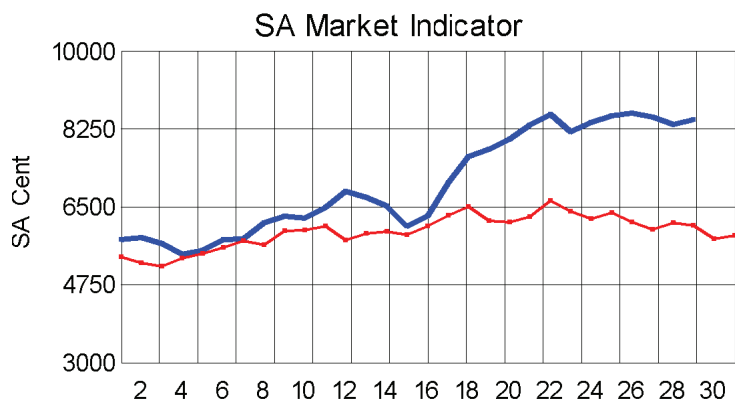
| Broker | Merino Fleeces | Merino Bellies | Merino Lambs | Merino Backs | Merino Locks | * Other | Total | % Sold |
|--------------|----------------|----------------|--------------|--------------|--------------|-------------|-------------|--------------|
| BKB | 2064 | 447 | 562 | 471 | 555 | 1141 | 5240 | 92.8% |
| CMW | 631 | 304 | 133 | 61 | 232 | 405 | 1766 | 94.6% |
| LAN | 350 | 23 | 84 | 15 | 94 | 174 | 740 | 89.6% |
| SBL | 800 | 120 | 195 | 39 | 164 | 205 | 1523 | 95.1% |
| VLW | 205 | 25 | 58 | 4 | 31 | 98 | 421 | 100.0% |
| Total | 4050 | 919 | 1032 | 590 | 1076 | 2023 | 9690 | 93.6% |

* Crossbred types, Coarse and Coloured and Inferior



Receipts 2010/2011 Season

Season to Date (Kg.) 43,737,278.8 Previous Season to Date 46,036,677.2 Percentage Change: -4.99%



Current Season — Previous Season —

Average Fleece Wool Prices (c/kg. clean)

Spinners and Good Topmaking Styles (AWEX Types MF4 and MF5)

| Micron | 100+mm | 90mm | 80mm | 70mm | 60mm | 50mm | 40mm | 30mm | 20mm | 10mm |
|--------|--------|-------|-------|-------|-------|-------|------|------|------|------|
| 18.0 | | | | 13344 | 11948 | 11719 | | | | |
| 18.5 | | | 12407 | 12462 | 11748 | 10549 | | | | |
| 19.0 | | | 10988 | 11494 | 10706 | 10176 | 7841 | | | |
| 19.5 | | 10826 | 9894 | 10278 | 9539 | 9243 | 8128 | 5584 | | |
| 20.0 | | | 9177 | 8959 | 8794 | 8435 | 7260 | | | |
| 20.5 | | | 8837 | 8808 | 8454 | 8066 | 7721 | | | |
| 21.0 | | | 8934 | 8821 | 8465 | 7829 | | | | |
| 21.5 | | | 8537 | 8418 | 8391 | 7415 | 6620 | | | |
| 22.0 | | | | 8539 | 8013 | 7654 | 7467 | | | |
| 22.5 | | | | | 8093 | | | | | |
| 23.0 | | | | | | 7077 | | | | |
| 23.5 | | | | | | | | | | |
| 24.0 | | | | | | | | | | |

* Based on a minimum of 3 lots sold per category

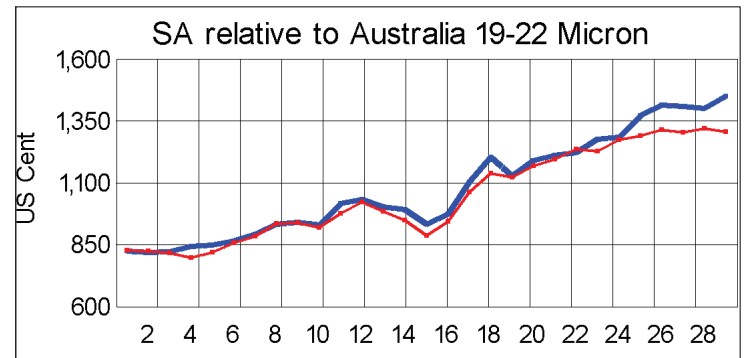
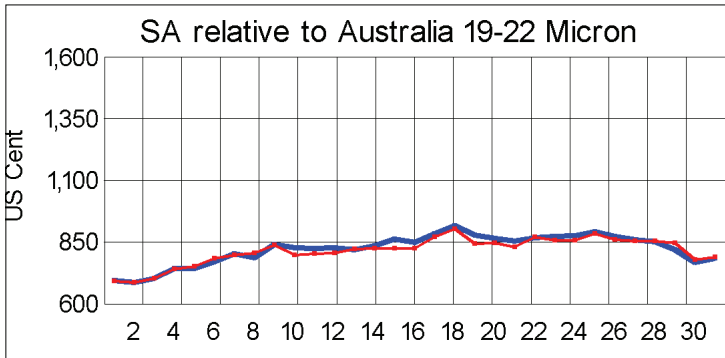
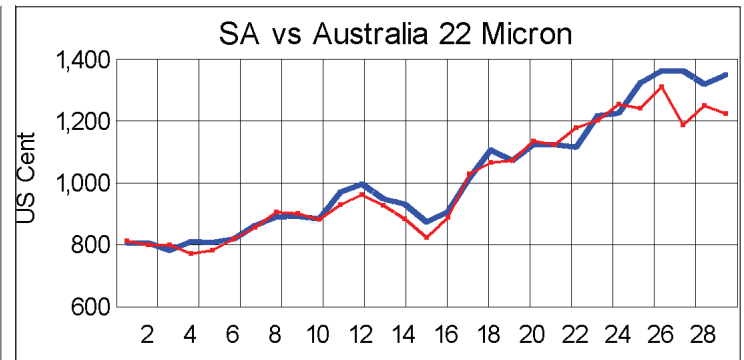
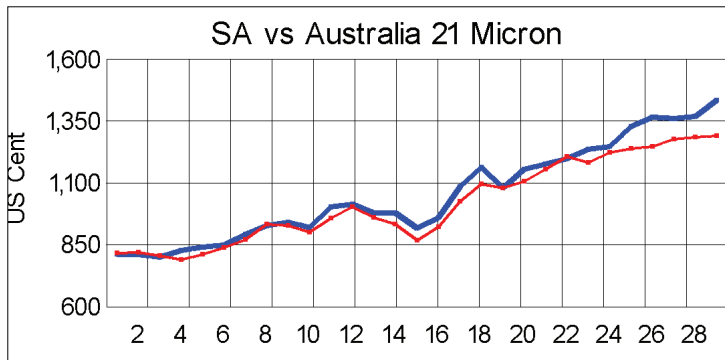
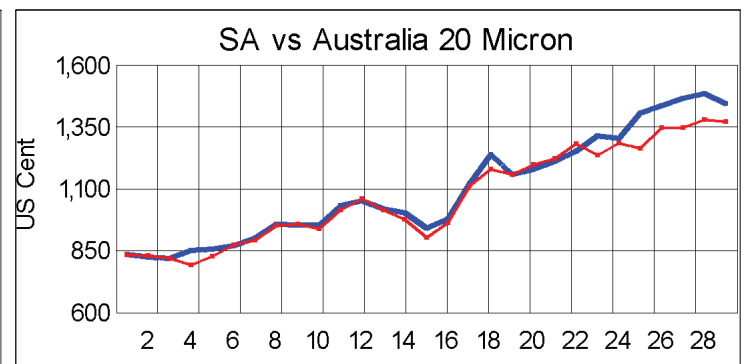
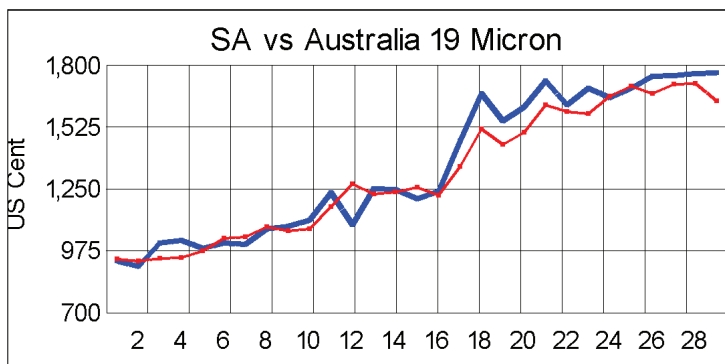
Average Topmaking Styles (AWEX MF6)

| Micron | 100+mm | 90mm | 80mm | 70mm | 60mm | 50mm | 40mm | 30mm | 20mm | 10mm |
|--------|--------|------|------|------|------|------|------|------|------|------|
| 18.0 | | | | | | | | | | |
| 18.5 | | | | | | | | | | |
| 19.0 | | | | | | | | | | |
| 19.5 | | | | 8626 | | | | | | |
| 20.0 | | | | | | 7918 | 7976 | | | |
| 20.5 | | | | | | 7973 | | | | |
| 21.0 | | | | 8290 | | | | | | |
| 21.5 | | | | | | 7202 | 6244 | | | |
| 22.0 | | | | | | | | | | |
| 22.5 | | | | | | | | | | |
| 23.0 | | | | | | | | | | |
| 23.5 | | | | | | | | | | |
| 24.0 | | | | | | | | | | |

* Based on a minimum of 3 lots sold per category

Other Selected Types/Qualities

| | Long | | | Medium | | |
|-------------------------|-------|------|------|--------|------|------|
| | 19μ | 20μ | 21μ | 19μ | 20μ | 21μ |
| Good Quality | | | | | | |
| Lambswool | 12014 | 8863 | | 9250 | 8276 | 7048 |
| Bellies | | | | 9301 | 8040 | 7913 |
| Locks | | | | 6527 | 5434 | 4981 |
| Average Quality | | | | | | |
| Lambswool | 10252 | 8441 | | 9069 | 7542 | 7309 |
| Bellies | 9220 | 8650 | | 7885 | 7227 | 7228 |
| Locks | | | | 6002 | 5353 | 6023 |
| Inferior Quality | | | | | | |
| Fleacewool | 9284 | 7873 | 7462 | 9985 | 7256 | 7785 |
| Lambswool | | 8003 | | | | |
| Bellies | 9329 | | | 8575 | 7121 | 5994 |
| Locks | | | | 5203 | 4488 | 4197 |



— SA in USc
— Aus in USc

— SA in USc
— Aus in USc

Market Commentary

WOOL MARKET FIRMS

PORT ELIZABETH: The wool market was firmer at this week's sale and Cape Wools' Merino indicator gained 1,2% on last week to close at R84,71/kg (clean).

The rand has been somewhat erratic this week and was trading 2% weaker against the US dollar compared with last week's average rate at R6,72. The euro, at R9,66, had appreciated by 1,1% against the rand.

There was keen demand from the various sectors of the trade for the good quality fleeces.

A total of 9 690 bales was on offer of which 94% was sold.

Major buyers were Standard Wool SA (2 756 bales), Modiano SA (2 429 bales) and Stucken & Co (2 308 bales).

Average prices for good top-making (MF5), sound, long fleeces (less than 1% seed content) were as follows: 19,5 microns were 0,8% dearer at R100,25/kg; 20 microns gained 1,5% to close at R92,32/kg; 20,5 microns were down 0,8% at R86,34/kg; 21 microns rose 2,5% to R86,88/kg, and 21,5 microns were 2,9% dearer to close at R84,33/kg.

No sale has been scheduled for next week. The next sale will be on 25 May.