

National Weekly Wool Market Report

Season: 2009/2010

Sale Date: 17/18 November 2009



CAPE WOOLS SA

Tel: 27-41-4844301

Fax: 27-41-4846792

E-mail: stats@capewools.co.za

Website: www.capewools.co.za

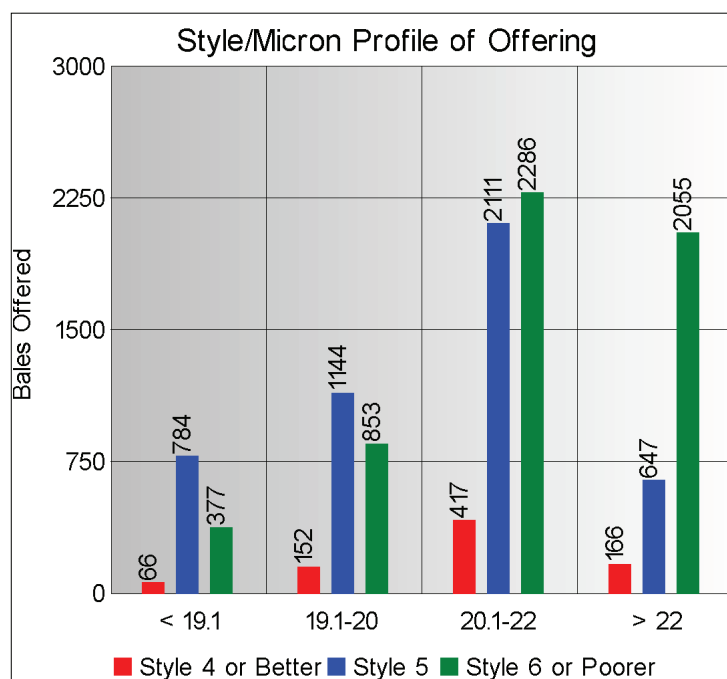
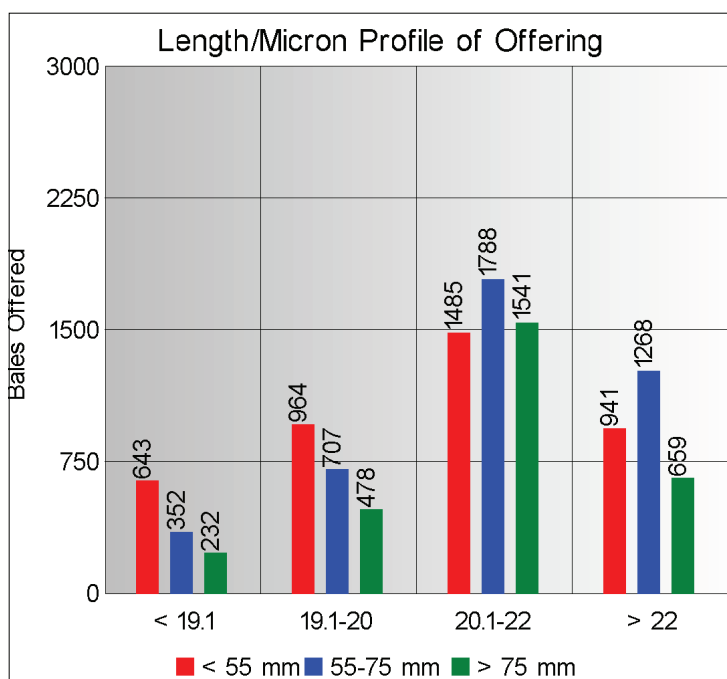
Market Indicators				Buyers			
Indicator Unit	Current Sale	Last Sale	Change	Company	Bales Purchased This Week	% of Purchases	Total Bales Purchased This Season
SA c/kg	5907	5769	2.4%	Standard Wool SA	3716	33.6%	41666
Ave. to date (09/10)	5642	5620	0.4%	G Modiano SA	3583	32.4%	23677
Ave. to date (08/09)	5008			Lempriere SA	1532	13.9%	18589
US c/kg	799	789	1.3%	Stucken & Co	1131	10.2%	16462
Euro c/kg	535	525	1.9%	Segard Masurel SA	519	4.7%	5319
AWEX EMI	847	855	-0.9%	Chargeurs Wool SA	418	3.8%	3152
				New England Wool SA	5	0.1%	116

Exchange Rates			
Currency Unit	This Week	Previous Week	% Change
R/USD	7.3942	7.3135	-1.1%
R/Euro	11.0330	10.9798	-0.5%
R/AUD	6.8863	6.8041	-1.2%
USD/AUD	0.9314	0.9301	-0.1%

Analysis of Offerings by Broker This Week (Bales)

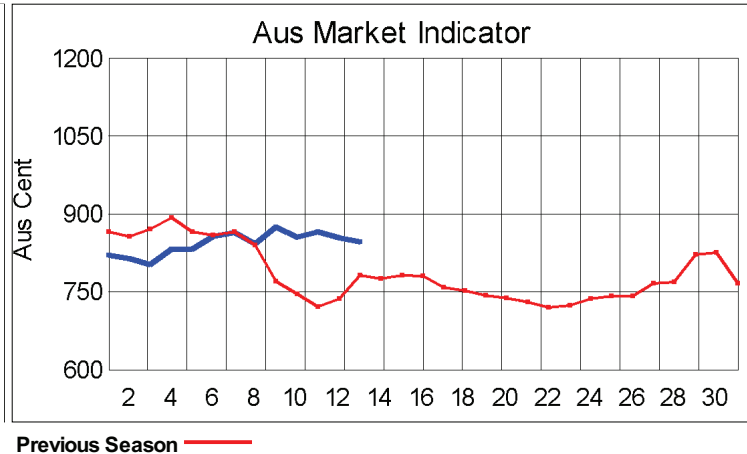
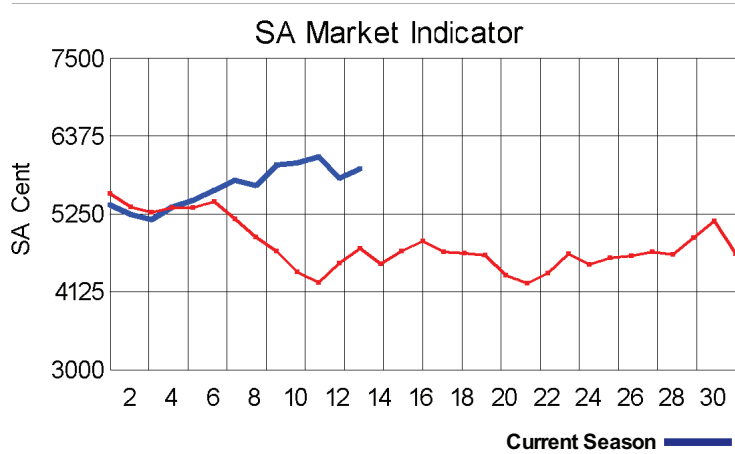
Broker	Merino Fleeces	Merino Bellies	Merino Lambs	Merino Backs	Merino Locks	* Other	Total	% Sold
BKB	3258	495	541	483	522	712	6011	99.4%
CMW	1687	308	262	274	209	283	3023	96.2%
LAN	168	44	49	21	46	132	460	100.0%
SBL	457	95	197	38	73	152	1012	99.8%
VLW	321	52	68	42	33	36	552	100.0%
Total	5891	994	1117	858	883	1315	11058	98.6%

* Crossbred types, Coarse and Coloured and Inferior



Receipts 2009/2010 Season

Season to Date (Kg.) 20,894,563.0 Previous Season to Date 20,047,320.2 Percentage Change: 4.23%



Average Fleece Wool Prices (c/kg. clean)

Spinners and Good Topmaking Styles (AWEX Types MF4 and MF5)

Micron	100+mm	90mm	80mm	70mm	60mm	50mm	40mm	30mm	20mm	10mm
18.0				7578	7354					
18.5			7373	7130	7224	6919				
19.0		6973	7047	6943	6935	6742	6449			
19.5		6678	6484	6636	6451	6359	6232			
20.0		6076	6210	6251	6232	6096	5834			
20.5		6222	6194	6148	5982	5790	5819			
21.0		6077	6066	6048	5915	5730				
21.5		6002	6028	5882		5680	5326			
22.0		5839	5805	5777	5746		5428			
22.5			5759	5739	5572					
23.0			5581	5512						
23.5			5525	5518						
24.0										

* Based on a minimum of 3 lots sold per category

Average Topmaking Styles (AWEX MF6)

Micron	100+mm	90mm	80mm	70mm	60mm	50mm	40mm	30mm	20mm	10mm
18.0										
18.5										
19.0										
19.5				6431						
20.0			6232	6184						
20.5		5949		6036	5812					
21.0			6008	5927	5392	5435				
21.5			5818	5782	5769					
22.0			5745	5811		5386				
22.5				5518						
23.0										
23.5										
24.0										

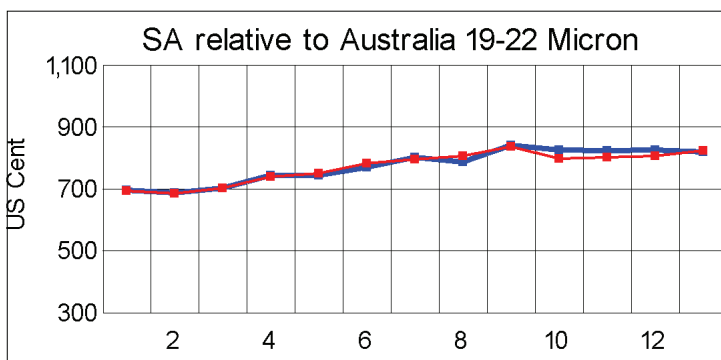
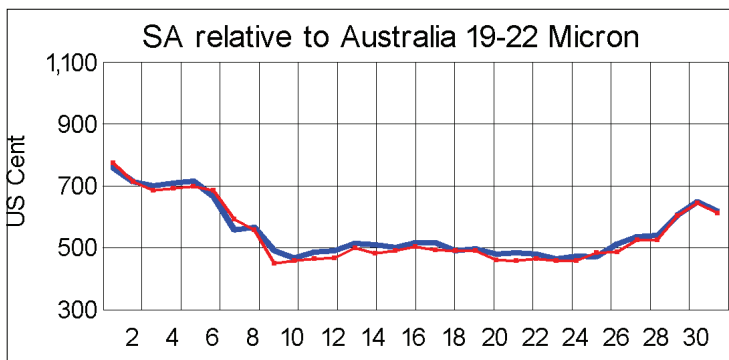
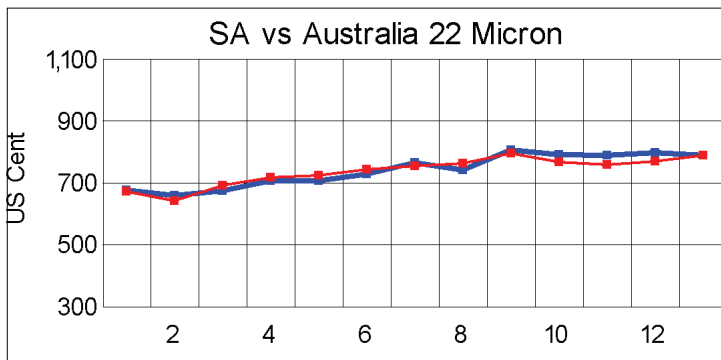
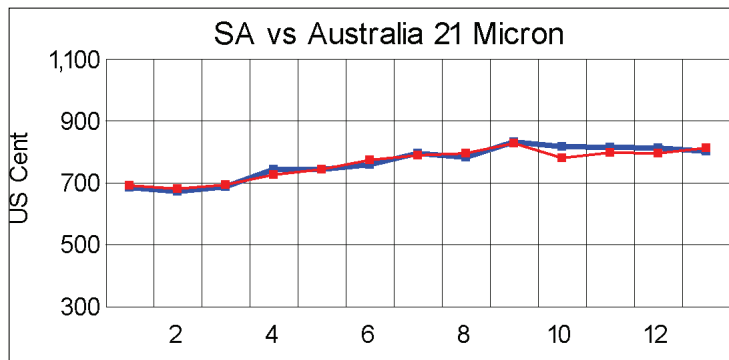
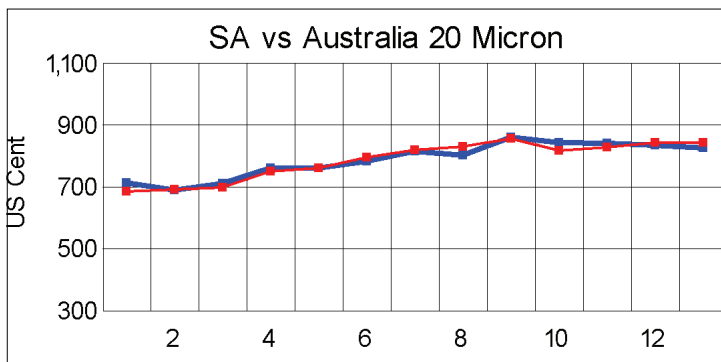
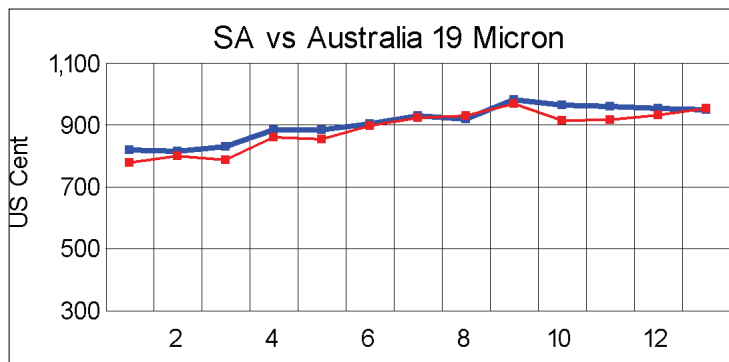
* Based on a minimum of 3 lots sold per category

Other Selected Types/Qualities

Long

Medium

	19μ	20μ	21μ	19μ	20μ	21μ
Good Quality						
Lambswool	6640	6618	5859	6438	6051	5691
Bellies	6201	5803	5677	6360	6129	5728
Locks				5613	4488	4257
Average Quality						
Lambswool	6910	6147	5728	5940	5926	5687
Bellies	6187	5884	5397	5992	5758	5147
Locks			3590	4082	3749	3501
Inferior Quality						
Fleecewool	6656	6045	5644		4489	5116
Lambswool	5520	6086		5210	5035	
Bellies	6159	5488	5405	5912	5083	5005
Locks				3025	3347	3403



— SA in USc
— Aus in USc

— SA in USc
— Aus in USc

Market Commentary

WOOL MARKET RECOVERS

PORT ELIZABETH: This week's sale saw the market recouping some of its losses of the previous week and Cape Wools' Merino indicator rose 2,4% to close at R59,07/kg (clean).

Continued keen demand from China and a slightly weaker rand provided the necessary impetus for the market to improve and the prices of most quality, long fleeces were higher.

The rand, at R7,39, was down 1,1% against the US dollar compared with last week's exchange rate, while it was 0,5% weaker against the euro at R11,03.

Grease wool exporters were strong in the market, supported by local processors. A high sales percentage was obtained when 99% of the 11 058 bales on offer changed hands.

Major buyers were Standard Wool SA (3 716 bales); Modiano (3 583 bales); Lempriere SA (1 532 bales), and Stucken (1 131 bales).

Average prices for good topmaking (MF5), sound, long fleeces (less than 1% seed content) were as follows: 19 microns rose 3,4% to R70,59/ kg; 19,5 microns were up 0,6% to R65,35/kg; 20 microns gained 1,1% to R62,52; 20,5 microns were 2,8% dearer at R60,89; 21 microns rose 3,2% to R60,22/kg; 21,5 microns gained 5,2% to R59,79/kg, and 22 microns were up 3,6% to close at R58,40/kg.

About 8 500 bales will be offered at next week's sale.