

National Weekly Wool Market Report

Season: 2009/2010

Sale Date: 11 November 2009



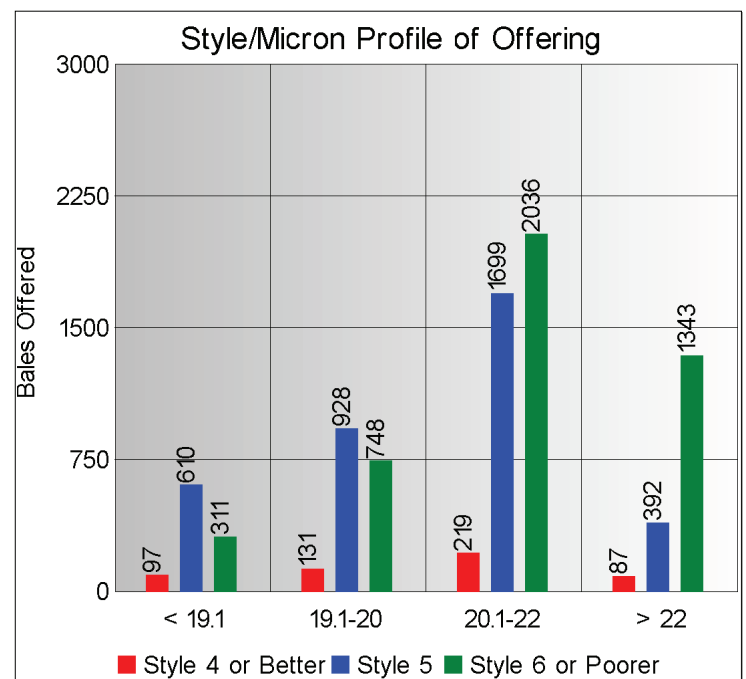
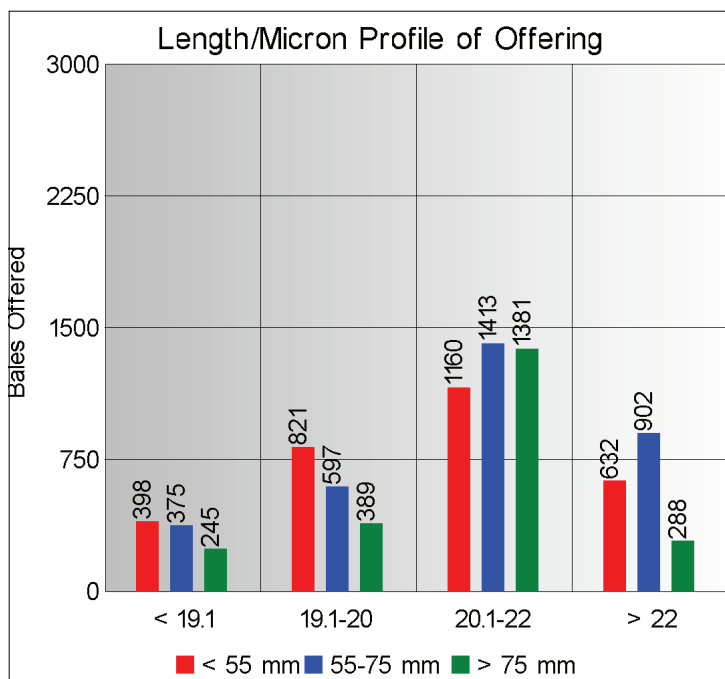
Tel: 27-41-4844301
 Fax: 27-41-4846792
 E-mail: stats@capewools.co.za
 Website: www.capewools.co.za

Market Indicators				Buyers			
Indicator Unit	Current Sale	Last Sale	Change	Company	Bales Purchased This Week	% of Purchases	Total Bales Purchased This Season
SA c/kg	5769	6080	-5.1%	Standard Wool SA	3668	42.7%	37950
Ave. to date (09/10)	5620	5607	0.2%	Lempriere SA	1345	15.6%	17057
Ave. to date (08/09)	5029			Stucken & Co	1331	15.5%	15331
US c/kg	789	789	-0.0%	G Modiano SA	1103	12.8%	20094
Euro c/kg	525	535	-1.8%	Chargeurs Wool SA	529	6.2%	2734
AWEX EMI	855	866	-1.3%	Segard Masurel SA	405	4.7%	4800
				New England Wool SA	4	0.1%	111

Exchange Rates			
Currency Unit	This Week	Previous Week	% Change
R/USD	7.3135	7.7070	5.1%
R/Euro	10.9798	11.3654	3.4%
R/AUD	6.8041	6.9696	2.4%
USD/AUD	0.9301	0.9042	-2.9%

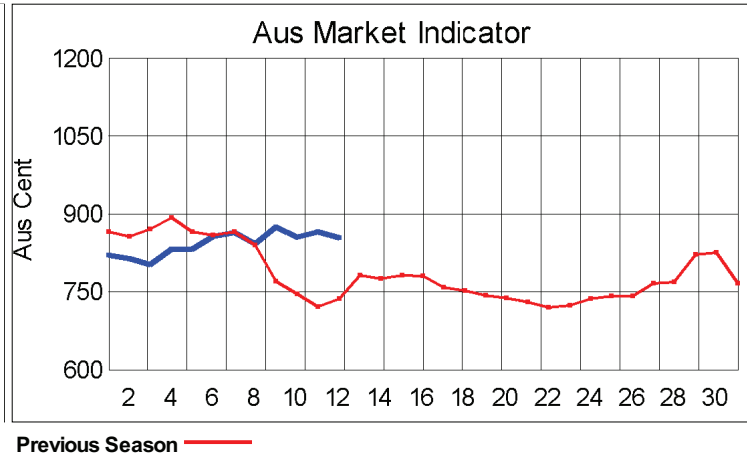
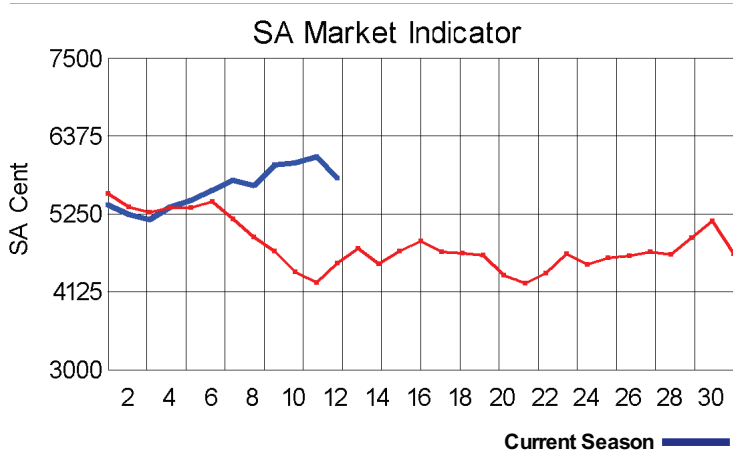
Analysis of Offerings by Broker This Week (Bales)								
Broker	Merino Fleeces	Merino Bellies	Merino Lambs	Merino Backs	Merino Locks	* Other	Total	% Sold
BKB	3212	432	480	453	462	731	5770	97.2%
CMW	1658	277	269	222	226	179	2831	98.0%
LAN	0	0	0	0	0	0	0	
SBL	0	0	0	0	0	0	0	
VLW	0	0	0	0	0	0	0	
Total	4870	709	749	675	688	910	8601	97.5%

* Crossbred types, Coarse and Coloured and Inferior



Receipts 2009/2010 Season

Season to Date (Kg.) 19,586,260.0 Previous Season to Date 18,713,196.8 Percentage Change: 4.67%



Current Season — Previous Season —

**Average Fleece Wool Prices (c/kg. clean)
Spinners and Good Topmaking Styles (AWEX Types MF4 and MF5)**

Micron	100+mm	90mm	80mm	70mm	60mm	50mm	40mm	30mm	20mm	10mm
18.0			7419	7545			6878			
18.5			7112	7121		6828				
19.0			6819	6752	6784	6733				
19.5			6588	6517	6478	6316				
20.0		6084	6220	6207	6100	5855	5827	5106		
20.5		6047	6056	6004	5917	5746	5694			
21.0		5974	5964	5892	5741	5570	5450			
21.5		5886	5868	5763		5393				
22.0		5781	5767	5723		5264				
22.5			5649	5610						
23.0			5561							
23.5										
24.0										

* Based on a minimum of 3 lots sold per category

Average Topmaking Styles (AWEX MF6)

Micron	100+mm	90mm	80mm	70mm	60mm	50mm	40mm	30mm	20mm	10mm
18.0										
18.5			7057							
19.0										
19.5					6291					
20.0				6102		5811	5945			
20.5			5974	5815	5846					
21.0			5911	5828	5680	5519				
21.5				5760	5644					
22.0										
22.5										
23.0										
23.5										
24.0										

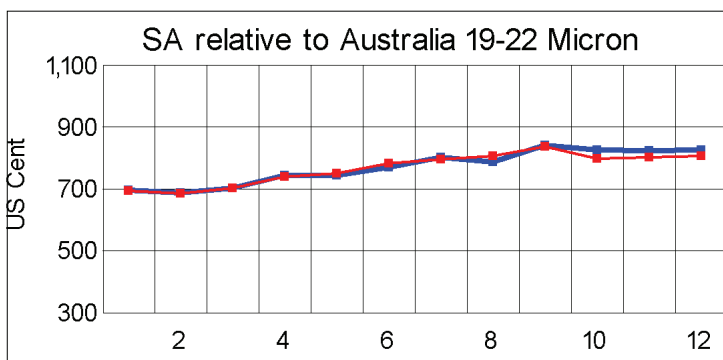
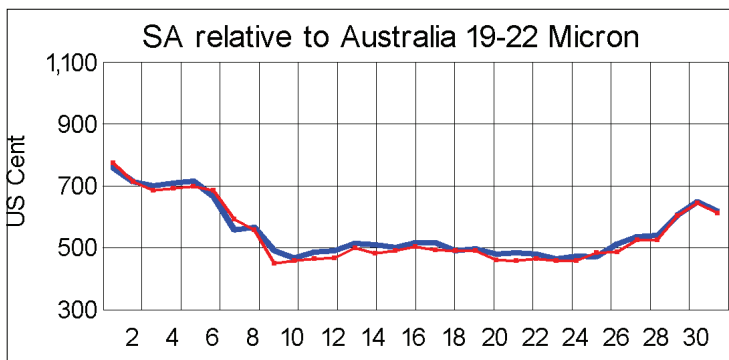
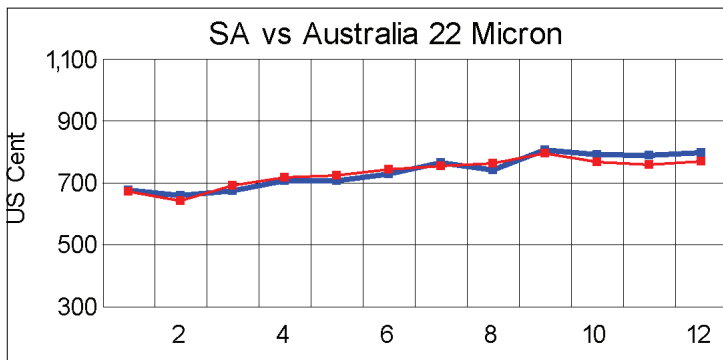
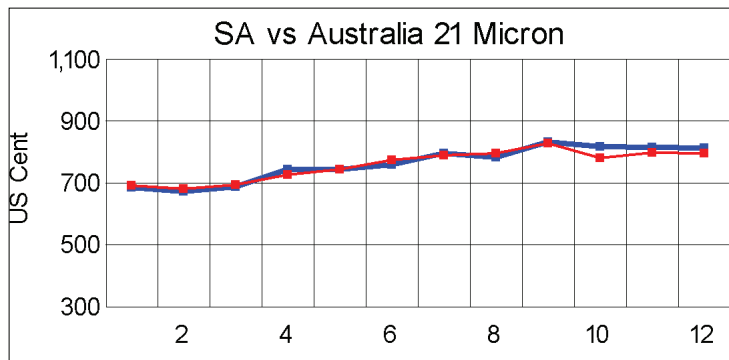
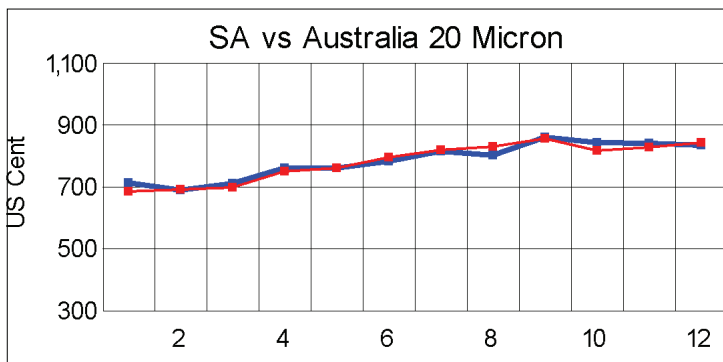
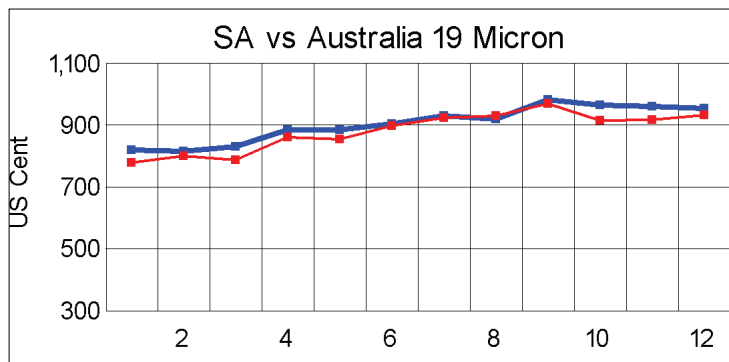
* Based on a minimum of 3 lots sold per category

Other Selected Types/Qualities

Long

Medium

	19μ	20μ	21μ	19μ	20μ	21μ
Good Quality						
Lambswool	6962	6401		6428	5775	5749
Bellies	6247	5998	5617	6509		5657
Locks				5200	4983	4699
Average Quality						
Lambswool	6897	6202		6419	6000	5471
Bellies	6411	5836	5314	6260	5770	5281
Locks				4067	4172	3749
Inferior Quality						
Fleecewool	6476	5684	5542		5174	5424
Lambswool	6318	6162		6614	5604	
Bellies		5465	5540	6435	5282	4936
Locks				3898	3424	3351



SA in USc
Aus in USc

SA in USc
Aus in USc

Market Commentary

STRONG RAND SLOWS RISING TREND IN WOOL PRICES

PORT ELIZABETH: A strong currency has slowed the upward trend in wool prices of recent weeks and the Cape Wools' Merino Indicator shed 5,1% compared with last week to close at R57,69/kg (clean).

However, at the current level the Indicator is still 7.1% above the opening level of August.

The rand, one of the strongest appreciating currencies this year, has strengthened significantly over the past few days, gaining 5,1% against the US dollar compared with last week's exchange rate. It traded at R7,31 against the dollar and was up 3,4% against the euro at R10,98. It was also 2,4% stronger against the Australian dollar.

Wool receipts into brokers' stores to date are at 19,6 million kg, which is up 4,7% on the corresponding period last season.

A total of 8 601 bales was offered of which 98% was sold. Major buyers were Standard Wool SA (3 668 bales); Lempriere SA (1 345 bales); Stucken (1 331 bales), and Modiano (1 103 bales).

Average prices for good topmaking (MF5), sound, long fleeces (less than 1% seed content) were as follows: 19 microns shed 3,5% to R68,29/ kg; 20 microns were down 3,3% to R61,87/kg; 21 microns were 5,3% cheaper at R58,38/kg, and 22 microns were down 3,9% to R56,37/kg.

About 11 500 bales have been rostered for next week's sale.