

National Weekly Wool Market Report

Season: 2009/2010

Sale Date: 20/21 October 2009



Tel: 27-41-4844301
 Fax: 27-41-4846792
 E-mail: stats@capewools.co.za
 Website: www.capewools.co.za

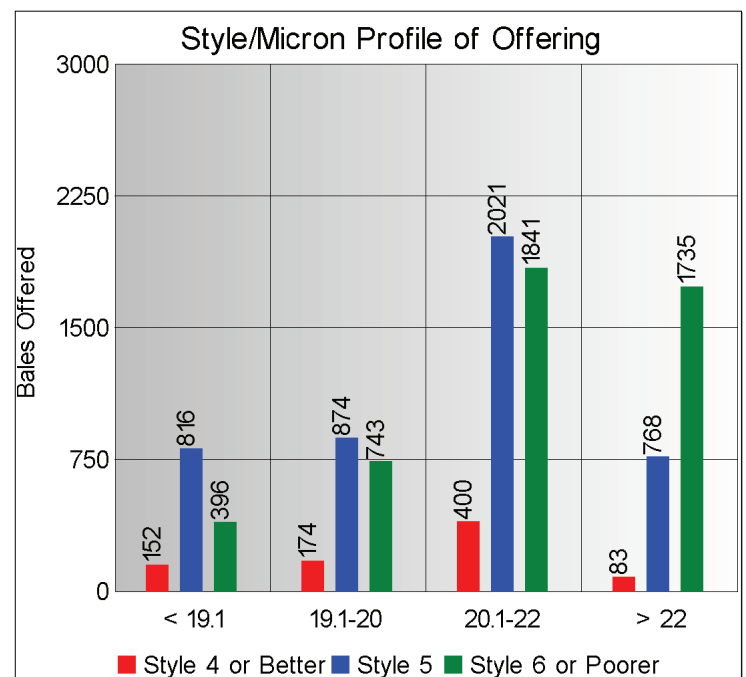
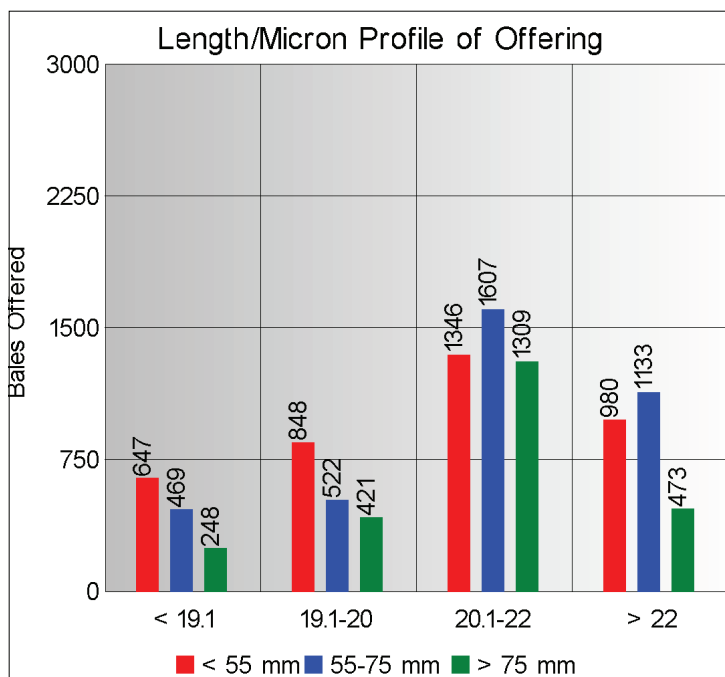
Market Indicators				Buyers			
Indicator Unit	Current Sale	Last Sale	Change	Company	Bales Purchased This Week	% of Purchases	Total Bales Purchased This Season
SA c/kg	5970	5664	5.4%	Standard Wool SA	4055	40.5%	27024
Ave. to date (09/10)	5512	5454	1.1%	G Modiano SA	2618	26.2%	15763
Ave. to date (08/09)	5236			Lempriere SA	1871	18.7%	12673
US c/kg	813	784	3.8%	Stucken & Co	991	9.9%	11516
Euro c/kg	544	527	3.4%	Segard Masurel SA	250	2.5%	3745
AWEX EMI	875	843	3.8%	Chargeurs Wool SA	191	1.9%	1557
				New England Wool SA	14	0.1%	76

Exchange Rates			
Currency Unit	This Week	Previous Week	% Change
R/USD	7.3388	7.2246	-1.6%
R/Euro	10.9665	10.7560	-2.0%
R/AUD	6.7827	6.6024	-2.7%
USD/AUD	0.9245	0.9069	-1.9%

Analysis of Offerings by Broker This Week (Bales)

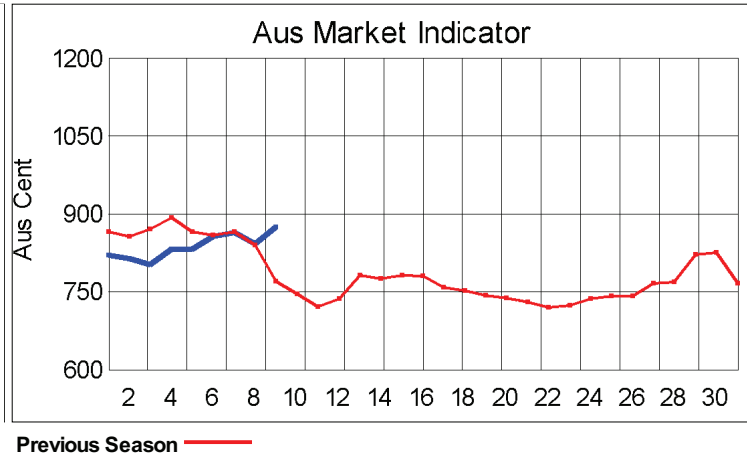
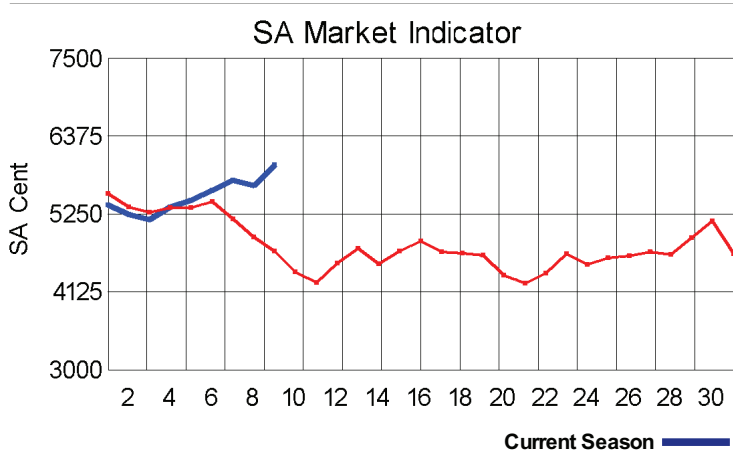
Broker	Merino Fleeces	Merino Bellies	Merino Lambs	Merino Backs	Merino Locks	* Other	Total	% Sold
BKB	3246	401	610	379	420	752	5808	99.8%
CMW	1351	247	296	142	143	252	2431	100.0%
LAN	219	28	22	34	34	49	386	100.0%
SBL	544	83	84	66	80	134	991	99.9%
VLW	247	31	27	36	29	17	387	99.7%
Total	5607	790	1039	657	706	1204	10003	99.9%

* Crossbred types, Coarse and Coloured and Inferior



Receipts 2009/2010 Season

Season to Date (Kg.) 14,682,866.7 Previous Season to Date 13,810,660.7 Percentage Change: 6.32%



Current Season — Previous Season —

**Average Fleece Wool Prices (c/kg. clean)
Spinners and Good Topmaking Styles (AWEX Types MF4 and MF5)**

Micron	100+mm	90mm	80mm	70mm	60mm	50mm	40mm	30mm	20mm	10mm
18.0			7591							
18.5			7342	7289	7289	6902	6853			
19.0			7162	7026	6849	6747	6582			
19.5			6655	6770	6452	6358				
20.0		6290	6357	6305	6199	6149	6141			
20.5		6224	6198	6193	6125	5957	5854			
21.0			6105	6098	5992	5708	5444			
21.5		6020	6037	5967	5938		5514			
22.0		5925	5877	5876		5487	5273			
22.5			5748							
23.0				5644						
23.5		5513								
24.0										

* Based on a minimum of 3 lots sold per category

Average Topmaking Styles (AWEX MF6)

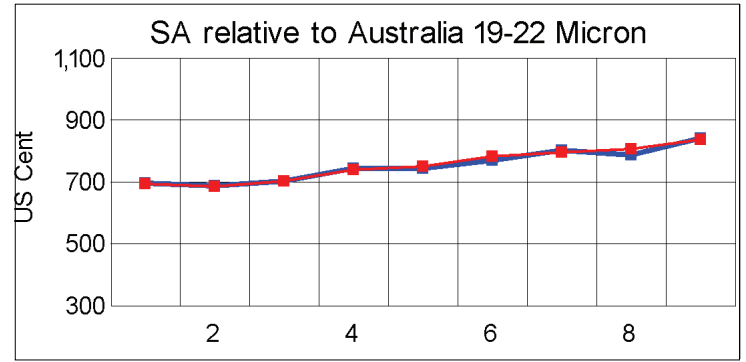
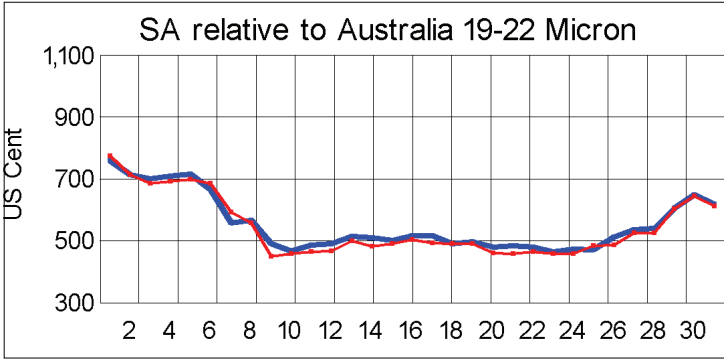
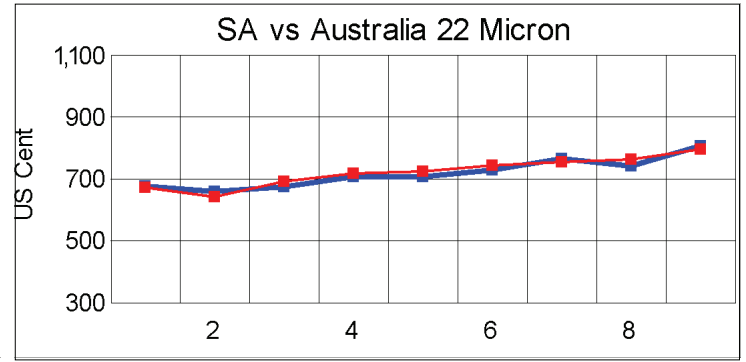
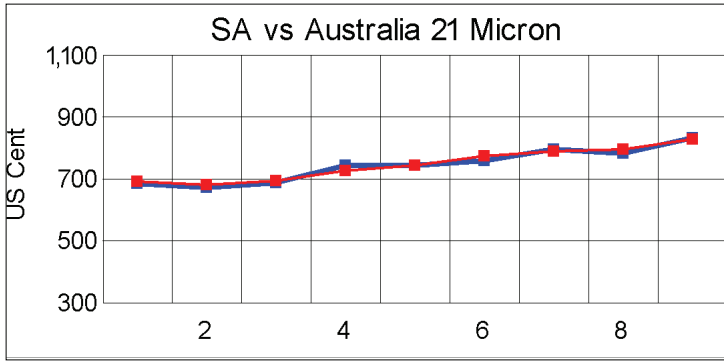
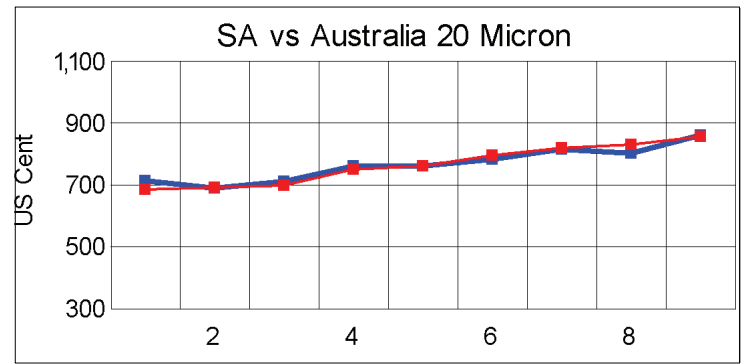
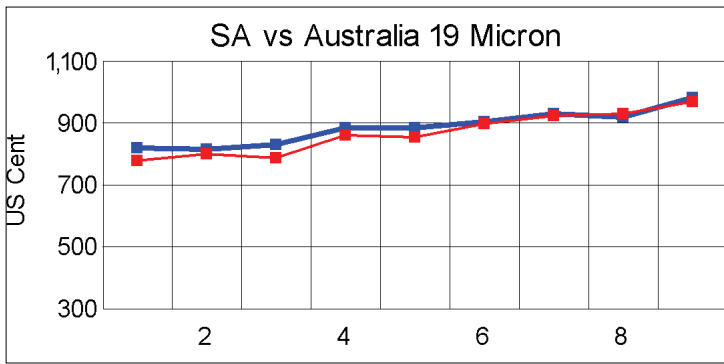
Micron	100+mm	90mm	80mm	70mm	60mm	50mm	40mm	30mm	20mm	10mm
18.0										
18.5										
19.0										
19.5										
20.0							5979			
20.5										
21.0			6049	5999			5474			
21.5				5987		5609				
22.0				5795						
22.5										
23.0										
23.5										
24.0										

* Based on a minimum of 3 lots sold per category

Other Selected Types/Qualities

Long Medium

	19μ	20μ	21μ	19μ	20μ	21μ
Good Quality						
Lambswool	7154	6363	5942	6722	6170	5687
Bellies	6546	5793	5607	6451	5991	5571
Locks				5595	5095	5043
Average Quality						
Lambswool	6908	6759		6652	5957	5623
Bellies	6687	5976	5651	6283	5878	5471
Locks				4858	4509	4229
Inferior Quality						
Fleecewool	6609	5830	5850		5632	
Lambswool	5637			6313		
Bellies	6370	5649	4886	6171	5376	5059
Locks				3678	3765	3607



— SA in USc
— Aus in USc

— SA in USc
— Aus in USc

Market Commentary

ANOTHER SURGE IN WOOL PRICES

PORT ELIZABETH: Wool prices rose steeply at this week sale with Cape Wools' Merino indicator gaining 5,4% compared with last week to close at a fresh seasonal high of R59,70/kg (clean).

This is 27% higher than at the same sale last season and up 11% on the opening level.

Good demand from major exporters and a weaker rand were the major driving forces. This upward movement was in line with the Australian market where prices also rose steeply.

The rand, at R7,34, was 1,6% weaker against the US dollar compared with last week's exchange rate, while it was down 1,9% against the euro.

All 10 003 bales on offer were sold. Major buyers were Standard Wool SA (4 055 bales); Modiano (2 618 bales); Lempriere SA (1 871 bales), and Stucken (991 bales).

Quality fleeces were in keen demand and prices for these were up across the board, with most categories increasing by more than 5% on average.

Average prices for good top-making (MF5), sound, long fleeces (less than 1% seed content) were as follows: 19 microns rose 5,7% to R71,23/kg; 19,5 microns were 5,2% dearer at R66,70/kg; 20 microns were up 4,9% at R63,05/kg; 20,5 microns were 5,6% higher at R61,73/kg; 21 microns were 5,7% dearer at R60,94/kg; 21,5 microns were up 5,3% at R60,08/kg, and 22 microns were 5,9% dearer at R58,60/kg.

About 8 000 bales will come under the hammer at next week's sale.