

# National Weekly Wool Market Report

Season: 2010/2011

Sale Date: 15/16 March 2011



Tel: 27-41-4844301  
 Fax: 27-41-4846792  
 E-mail: stats@capewools.co.za  
 Website: www.capewools.co.za

Market Indicators				Buyers			
Indicator Unit	Current Sale	Last Sale	Change	Company	Bales Purchased This Week	% of Purchases	Total Bales Purchased This Season
SA c/kg	8410	8197	2.6%	Standard Wool SA	3295	36.9%	69110
Ave. to date (10/11)	6735	6662	1.1%	Stucken & Co	1511	16.9%	30415
Ave. to date (09/10)	5919			G Modiano SA	1418	15.9%	64843
US c/kg	1212	1195	1.5%	Segard Masurel SA	1339	15.0%	18638
Euro c/kg	868	861	0.8%	Lempriere SA	1100	12.3%	26193
AWEX EMI	1359	1343	1.2%	New England Wool SA			2607
				Chargeurs Wool SA			

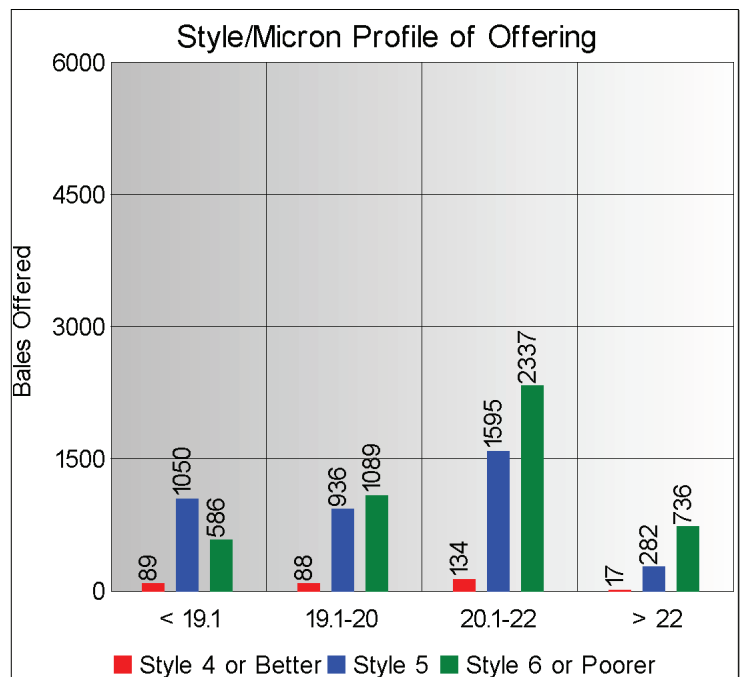
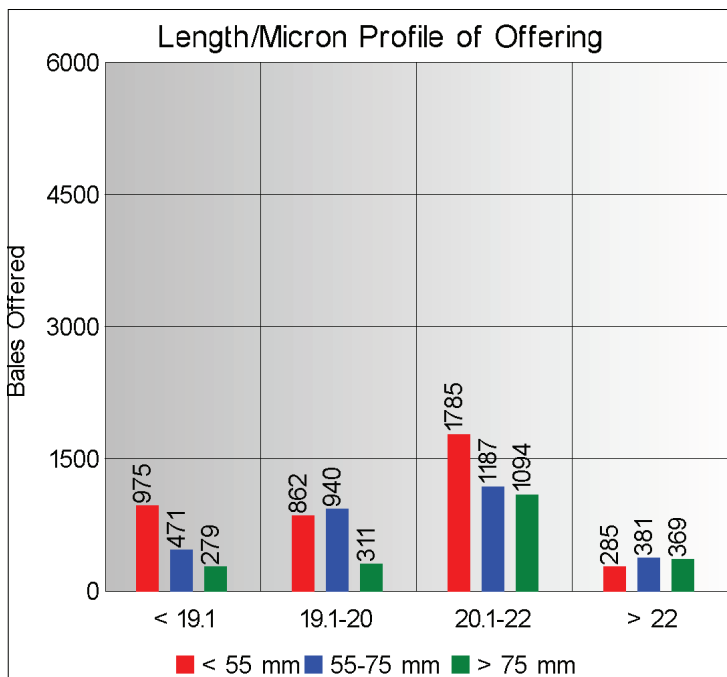
  

Exchange Rates			
Currency Unit	This Week	Previous Week	% Change
R/USD	6.9376	6.8609	-1.1%
R/Euro	9.6890	9.5209	-1.8%
R/AUD	6.8908	6.9185	0.4%
USD/AUD	0.9934	1.0087	1.5%

## Analysis of Offerings by Broker This Week (Bales)

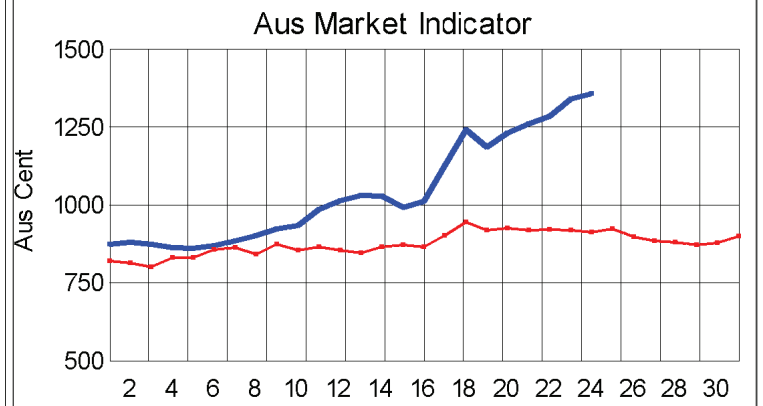
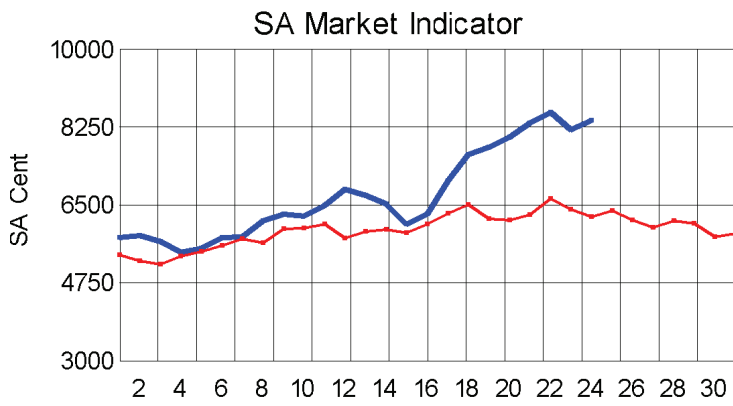
Broker	Merino Fleeces	Merino Bellies	Merino Lambs	Merino Backs	Merino Locks	* Other	Total	% Sold
BKB	2679	369	511	548	481	1055	5643	97.8%
CMW	629	74	196	81	123	346	1449	98.4%
LAN	321	59	70	47	68	429	994	88.2%
SBL	169	43	79	12	44	26	373	97.9%
VLW	230	50	71	42	49	38	480	99.8%
<b>Total</b>	<b>4028</b>	<b>595</b>	<b>927</b>	<b>730</b>	<b>765</b>	<b>1894</b>	<b>8939</b>	<b>96.9%</b>

\* Crossbred types, Coarse and Coloured and Inferior



## Receipts 2010/2011 Season

Season to Date (Kg.) 37,927,793.0 Previous Season to Date 40,161,666.3 Percentage Change: -5.56%



Current Season — Previous Season —

**Average Fleece Wool Prices (c/kg. clean)**  
**Spinners and Good Topmaking Styles (AWEX Types MF4 and MF5)**

Micron	100+mm	90mm	80mm	70mm	60mm	50mm	40mm	30mm	20mm	10mm
18.0			13915	13601		11548				
18.5		12656	13065	12566	12061	10809	9865			
19.0		11722	11733	11006	10983	10096	8836			
19.5		10263	10186	10177	10102	9444	8462			
20.0		8981	8999	9068	8608	8340	7692			
20.5		8806	8760	8780	8288		7731			
21.0		8759	8763	8623	8379	7669	7219			
21.5		8858	8861	8793		7185				
22.0			8788	8506	8270					
22.5			8802							
23.0										
23.5										
24.0										

\* Based on a minimum of 3 lots sold per category

**Average Topmaking Styles (AWEX MF6)**

Micron	100+mm	90mm	80mm	70mm	60mm	50mm	40mm	30mm	20mm	10mm
18.0										
18.5										
19.0				10767						
19.5				9804						
20.0			8749		8223	8750				
20.5										
21.0						7547	7532			
21.5				8253						
22.0						7107				
22.5										
23.0										
23.5										
24.0										

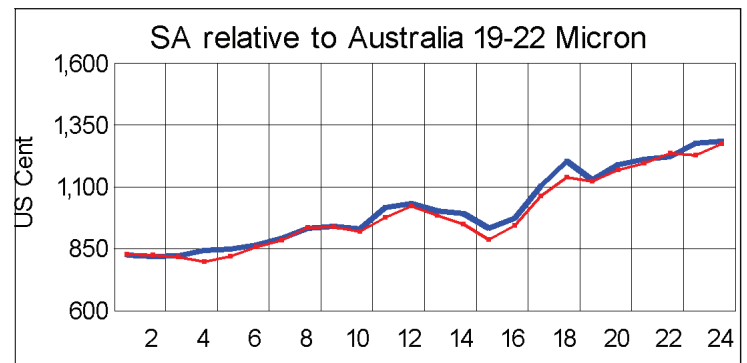
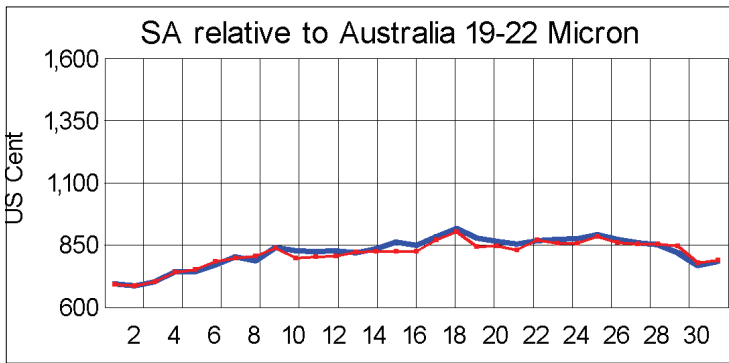
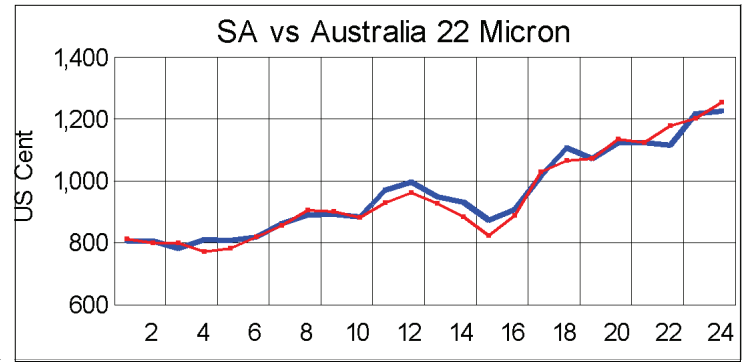
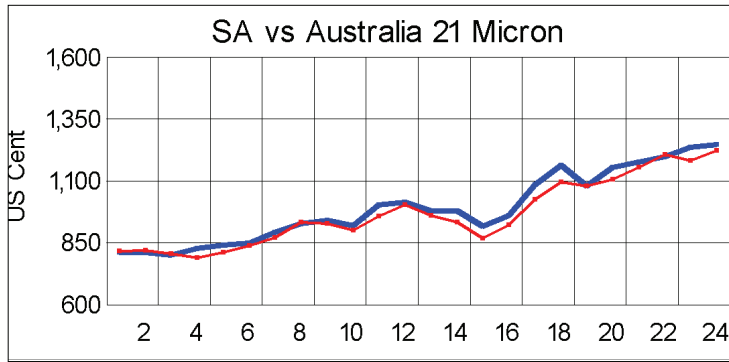
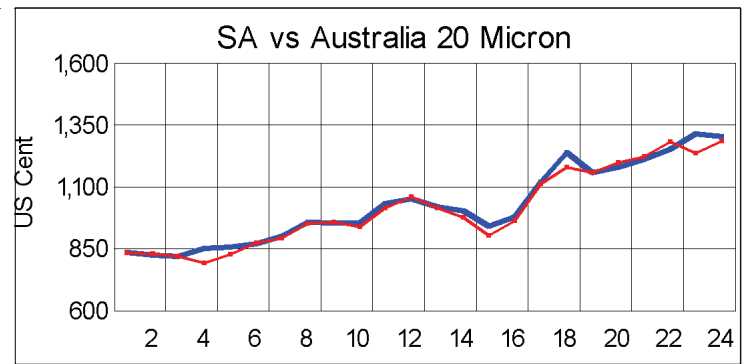
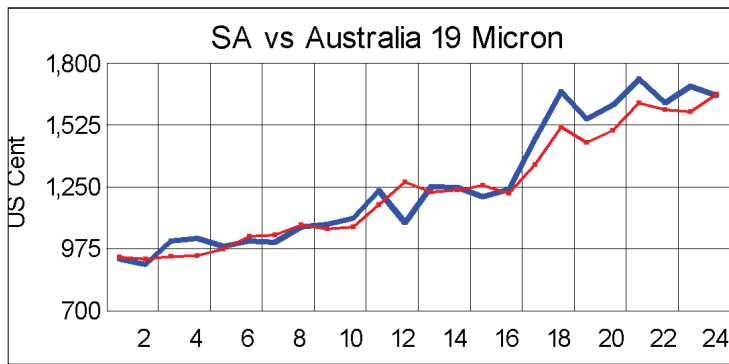
\* Based on a minimum of 3 lots sold per category

**Other Selected Types/Qualities**

Long

Medium

	19μ	20μ	21μ	19μ	20μ	21μ
<b>Good Quality</b>						
Lambswool	10821	9928	8547	9831	8710	7378
Bellies	10517	8793		10291	8458	
Locks				7867	7352	6747
<b>Average Quality</b>						
Lambswool	10474	8895	8134	8320	7479	6659
Bellies	9899	7738	7497	9254	7585	6157
Locks				7752	6607	3258
<b>Inferior Quality</b>						
Fleecewool	9538	8479	7310	9880	7697	7027
Lambswool					7401	5466
Bellies	9144	8219		7789	7727	3939
Locks				4813	4927	4530



— SA in USc  
— Aus in USc

— SA in USc  
— Aus in USc

## Market Commentary

### WOOL MARKET REGAINS SOME LOST GROUND

**PORT ELIZABETH:** The wool market regained some lost ground at this week's sale and Cape Wools' Merino indicator gained 2,6% compared with last week to close at R84,10/kg (clean).

Competition was brisk for the good quality fleece wools, particularly fine wools, and a fresh seasonal high of R121,00/kg (greasy) was fetched for two bales of 15,8 microns belonging to Mr. Johan Klingenberg from Wakkerstroom. He also obtained the second highest price of R120,10/kg (greasy) for a bale of 16,2 microns. The previous high was R118,80/kg (greasy).

The slightly weaker rand also supported the market. The currency had depreciated by 1,1% against the US dollar and was trading at R6,93. It was also 1,8% weaker against the euro at R9,69. A high sales percentage was achieved and 97% of the 8 939 bales on offer was sold.

Major buyers were Standard Wool SA (3 295 bales), Stucken & Co (1 513 bales), Modiano SA (1 418 bales), Segard Masurel SA (1 337 bales), and Lempriere SA (1100 bales).

Average prices for good top-making (MF5), sound, long fleeces (less than 1% seed content) were significantly higher than the market indicator, which was pulled down by the selection of average wools.

The averages for the MF5's were as follows: 19 microns gained 5,8% to R115,35/kg; 19,5 microns were 5,9% dearer at R102,23/kg; 20 microns were up 5,2% at R89,39/kg; 20,5 microns increased by 4,5% to R85,46/kg; 21 microns were 4,6% dearer at R84,92/kg; 21,5 microns gained 4,3% to R84,59/kg and 22 microns rose 5,6% to close at R87,14/kg.

Approximately 6 000 bales will be offered at next week's sale.