

National Weekly Wool Market Report

Season: 2009/2010

Sale Date: 30 September 2009



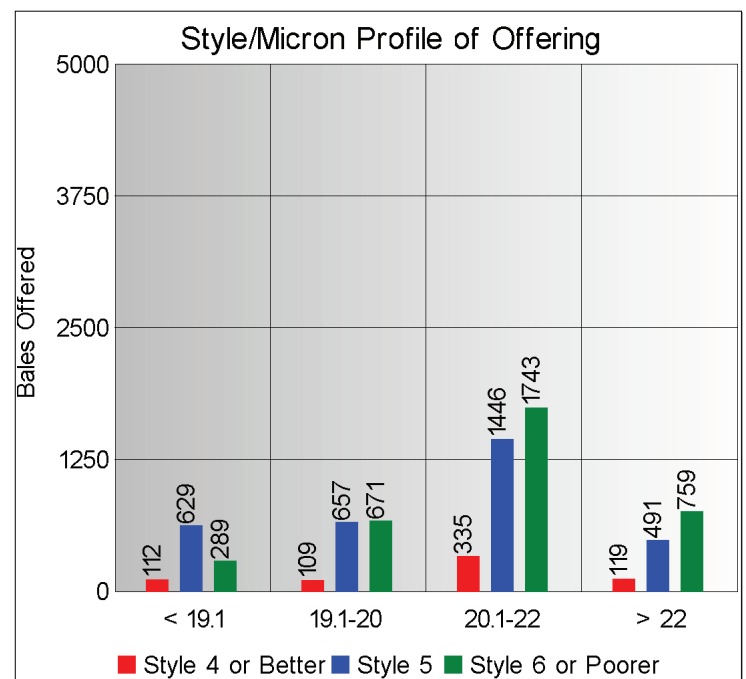
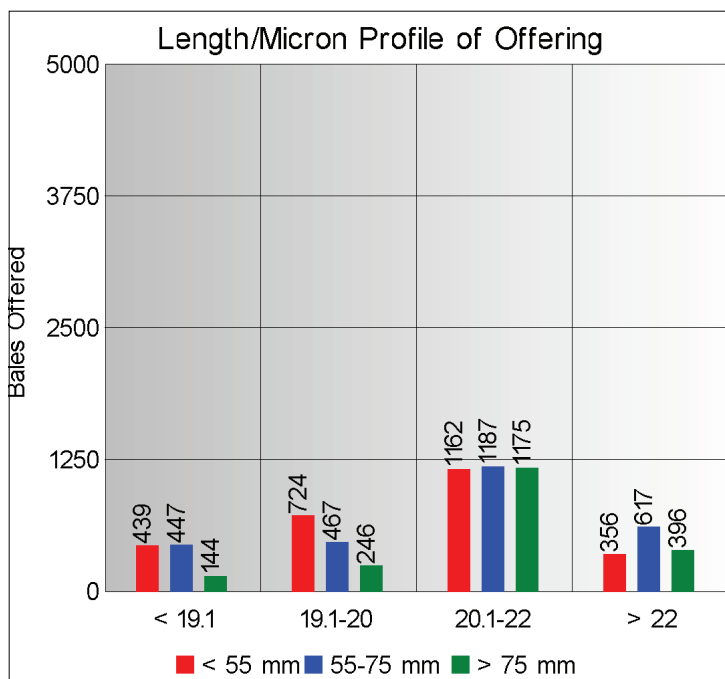
Tel: 27-41-4844301
 Fax: 27-41-4846792
 E-mail: stats@capewools.co.za
 Website: www.capewools.co.za

Market Indicators				Buyers			
Indicator Unit	Current Sale	Last Sale	Change	Company	Bales Purchased This Week	% of Purchases	Total Bales Purchased This Season
SA c/kg	5601	5455	2.7%	Standard Wool SA	3325	45.2%	17719
Ave. to date (09/10)	5371	5325	0.9%	Stucken & Co	1759	23.9%	8068
Ave. to date (08/09)	5385			Lempriere SA	1486	20.2%	8315
US c/kg	761	739	3.1%	G Modiano SA	468	6.4%	9763
Euro c/kg	520	500	4.0%	Segard Masurel SA	264	3.6%	2800
AWEX EMI	857	833	2.9%	Chargeurs Wool SA	38	0.5%	994

Exchange Rates			
Currency Unit	This Week	Previous Week	% Change
R/USD	7.3563	7.3845	0.4%
R/Euro	10.7631	10.9019	1.3%
R/AUD	6.4781	6.4450	-0.5%
USD/AUD	0.8804	0.8701	-1.2%

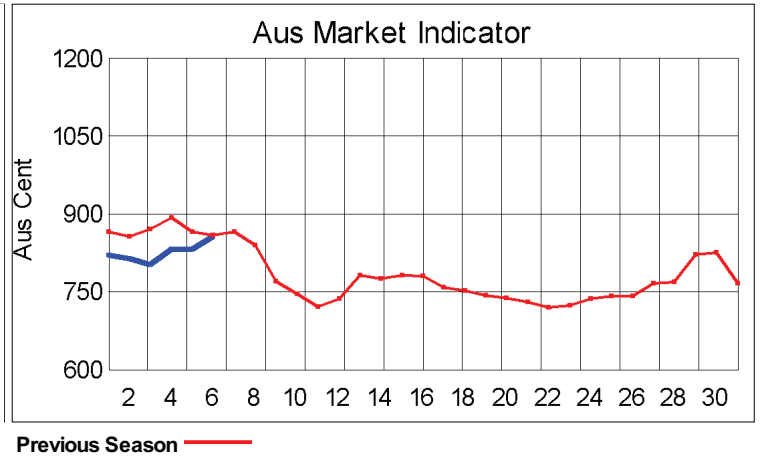
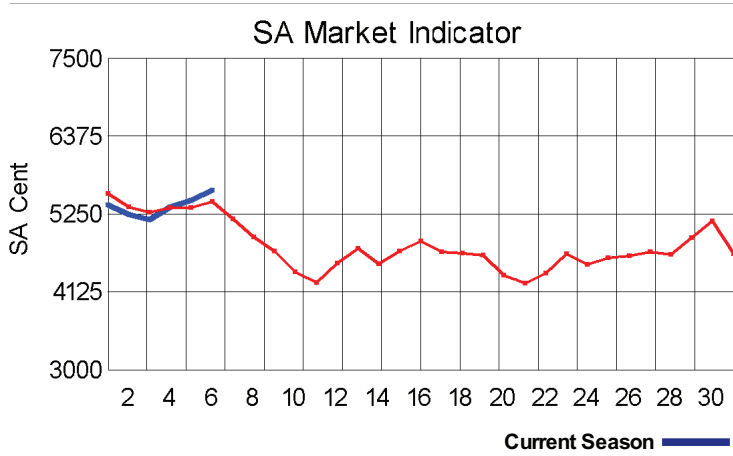
Analysis of Offerings by Broker This Week (Bales)								
Broker	Merino Fleeces	Merino Bellies	Merino Lambs	Merino Backs	Merino Locks	* Other	Total	% Sold
BKB	2565	476	450	287	407	510	4695	99.7%
CMW	1159	252	416	196	218	424	2665	99.8%
LAN	0	0	0	0	0	0	0	
SBL	0	0	0	0	0	0	0	
VLW	0	0	0	0	0	0	0	
Total	3724	728	866	483	625	934	7360	99.7%

* Crossbred types, Coarse and Coloured and Inferior



Receipts 2009/2010 Season

Season to Date (Kg.) 10,801,401.3 Previous Season to Date 9,953,669.9 Percentage Change: 8.52%



Average Fleece Wool Prices (c/kg. clean)

Spinners and Good Topmaking Styles (AWEX Types MF4 and MF5)

Micron	100+mm	90mm	80mm	70mm	60mm	50mm	40mm	30mm	20mm	10mm
18.0				7362						
18.5			7177	7049						
19.0			6852	6565	6604	6141	5900			
19.5			6437	6350		6011	5764			
20.0		5972	5941	5875	5885	5628	5553			
20.5			5839	5715	5652					
21.0		5699	5684	5702	5503	5544				
21.5		5668	5652	5616	5532	5347				
22.0		5498	5529	5480						
22.5		5459	5433	5370						
23.0										
23.5										
24.0			5172							

* Based on a minimum of 3 lots sold per category

Average Topmaking Styles (AWEX MF6)

Micron	100+mm	90mm	80mm	70mm	60mm	50mm	40mm	30mm	20mm	10mm
18.0										
18.5										
19.0										
19.5										
20.0										
20.5				5639		5288				
21.0				5574						
21.5			5595	5457						
22.0			5519			5243				
22.5										
23.0										
23.5										
24.0										

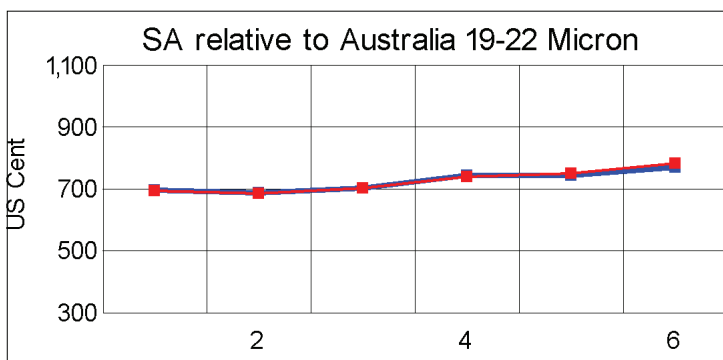
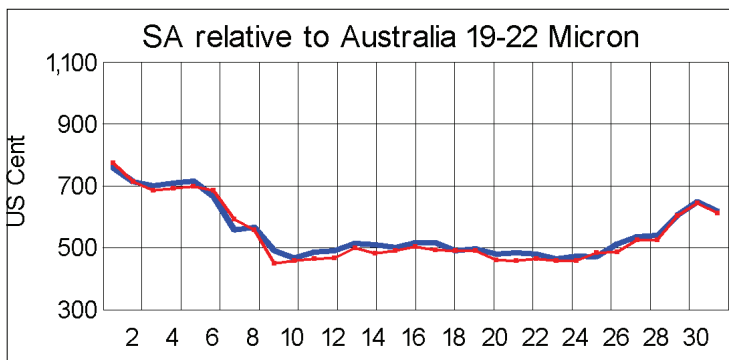
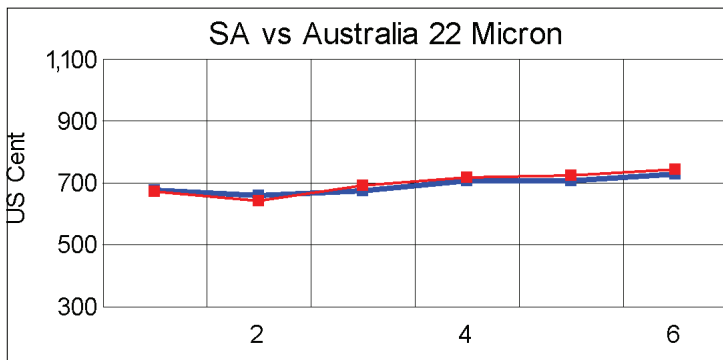
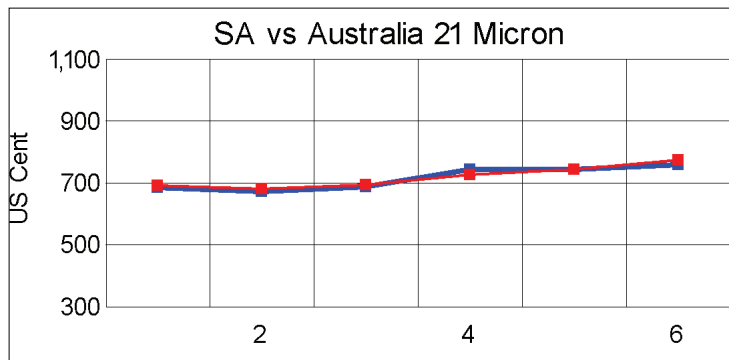
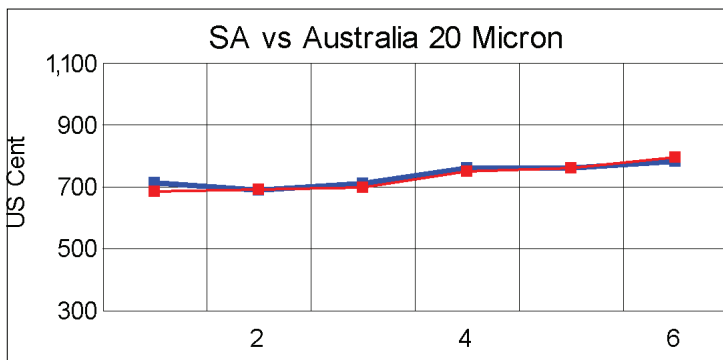
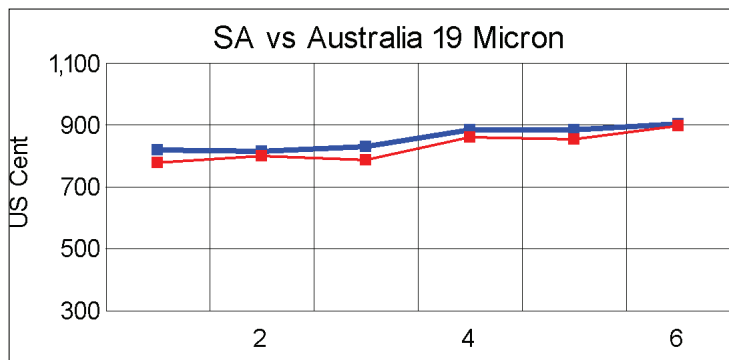
* Based on a minimum of 3 lots sold per category

Other Selected Types/Qualities

Long

Medium

	19μ	20μ	21μ	19μ	20μ	21μ
Good Quality						
Lambswool	6730	6125		5932	5469	5148
Bellies	6008			5810	5264	5037
Locks				4927	4810	4081
Average Quality						
Lambswool	6870	5621	5426	5842	5550	4887
Bellies	5846	5446	5265	5406	5412	4708
Locks				4491	4089	3942
Inferior Quality						
Fleecewool	6009	5442	5198		5258	4215
Lambswool	6779	5643		5638	5503	
Bellies	5626	5228	4928	5803	4929	4352
Locks				3724	3753	3406



— SA in USc
— Aus in USc

— SA in USc
— Aus in USc

Market Commentary

ANOTHER INCREASE IN WOOL PRICES

Port Elizabeth: The market once again performed strongly with Cape Wools Merino indicator gaining another 2,7% on last week to close at R56,01/kg (clean). This is the first time since September 2007 that the indicator broke through the R56/kg-level.

Grease-wool exporters delivering to China dominated the sale with some support from local processors. Business contracts for shipments to Europe, however, remain weak.

The rand was range bound and at R7,36, was a marginal 0,4% stronger against the US dollar compared with the exchange rate at last week's sale. It was 1,3% stronger against the euro.

The strong demand from Asia also was evident in the high sales percentage. The total offering of 7 360 bales was cleared.

The volume of wool received thus far into brokers' stores is 8,5% higher than for the corresponding period last season. It can be as a result of the higher prices, which is encouraging producers to deliver their wool much earlier.

Major buyers were Standard Wool SA (3 325 bales); Stucken (1 759 bales) and Lempriere SA (1 486 bales).

Average prices for good top-making (MF5), sound, long fleeces (less than 1% seed content) were as follows: 20 microns were 4,3% dearer at R58,73/kg; 21 microns rose 3,7% to R57,07/kg, and 22 microns were up 2% at R54,80/kg.

Approximately 8 000 bales will be offered at next week's sale.