

National Weekly Wool Market Report

Season: 2010/2011

Sale Date: 22/23 February 2011



Tel: 27-41-4844301
 Fax: 27-41-4846792
 E-mail: stats@capewools.co.za
 Website: www.capewools.co.za

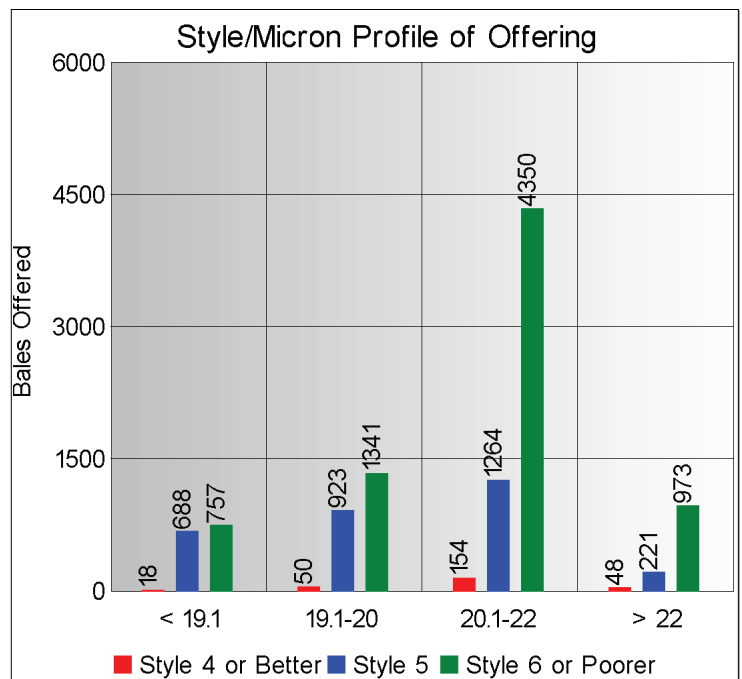
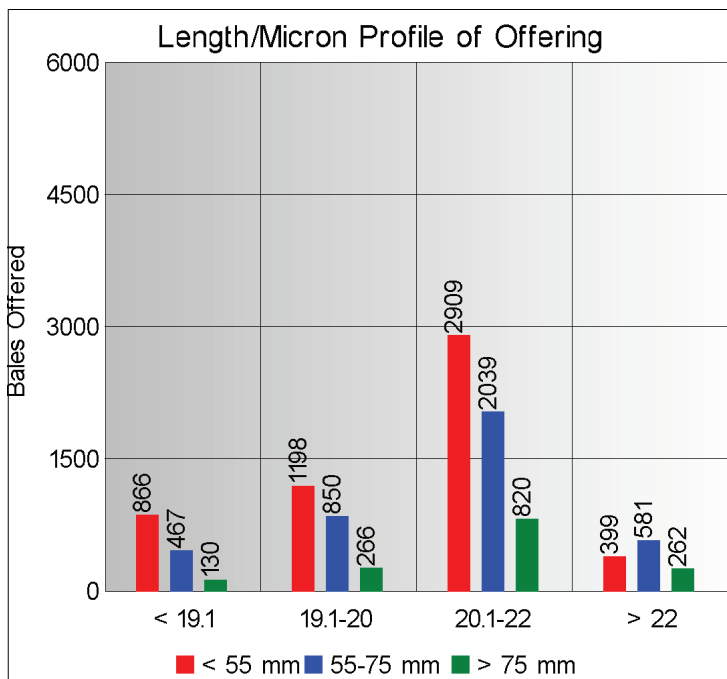
Market Indicators				Buyers			
Indicator Unit	Current Sale	Last Sale	Change	Company	Bales Purchased This Week	% of Purchases	Total Bales Purchased This Season
SA c/kg	8589	8358	2.8%	Standard Wool SA	4124	38.2%	64335
Ave. to date (10/11)	6592	6497	1.5%	G Modiano SA	2283	21.2%	60401
Ave. to date (09/10)	5882			Stucken & Co	1989	18.4%	26678
US c/kg	1213	1167	3.9%	Lempriere SA	1307	12.1%	23921
Euro c/kg	884	856	3.3%	Segard Masurel SA	842	7.8%	16299
AWEX EMI	1286	1262	1.9%	New England Wool SA	31	0.3%	2607
				Chargeurs Wool SA			

Exchange Rates			
Currency Unit	This Week	Previous Week	% Change
R/USD	7.0829	7.1596	1.1%
R/Euro	9.7111	9.7638	0.5%
R/AUD	7.1051	7.2431	1.9%
USD/AUD	1.0034	1.0114	0.8%

Analysis of Offerings by Broker This Week (Bales)

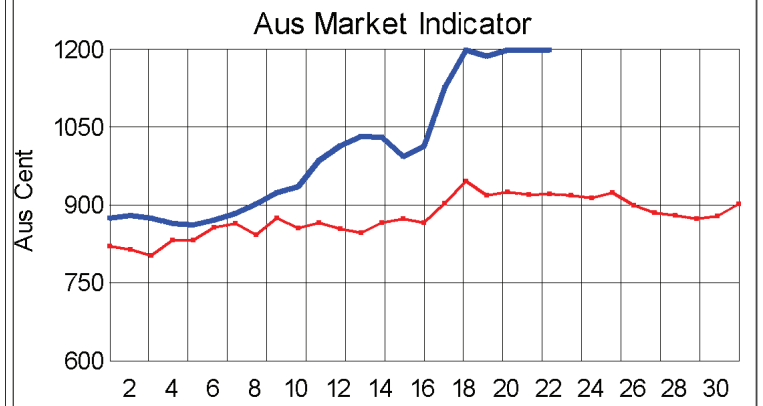
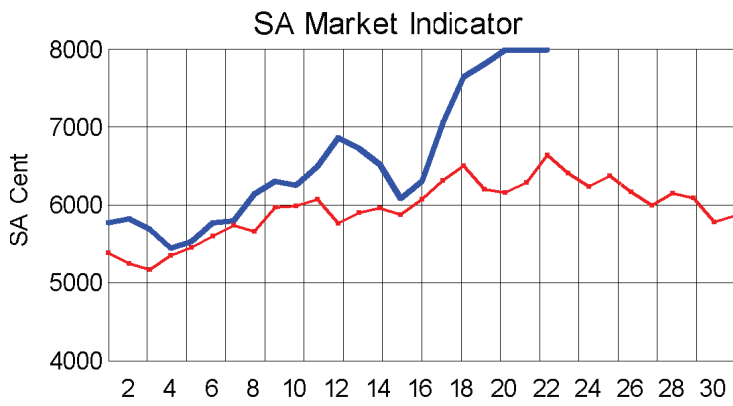
Broker	Merino Fleeces	Merino Bellies	Merino Lambs	Merino Backs	Merino Locks	* Other	Total	% Sold
BKB	2598	424	470	582	574	1623	6271	99.3%
CMW	1299	302	346	232	271	555	3005	97.7%
LAN	80	4	44	4	96	534	762	90.6%
SBL	315	52	60	22	89	112	650	98.2%
VLW	73	7	4	3	7	5	99	83.8%
Total	4365	789	924	843	1037	2829	10787	98.0%

* Crossbred types, Coarse and Coloured and Inferior



Receipts 2010/2011 Season

Season to Date (Kg.) 35,185,191.1 Previous Season to Date 36,641,706.0 Percentage Change: -3.98%



Current Season — Previous Season —

Average Fleece Wool Prices (c/kg. clean)
Spinners and Good Topmaking Styles (AWEX Types MF4 and MF5)

Micron	100+mm	90mm	80mm	70mm	60mm	50mm	40mm	30mm	20mm	10mm
18.0				14605	13211	12853				
18.5				12807	12303	12185	11313			
19.0			11603	11247	11367	10543				
19.5			9477	9952	9776	9941				
20.0		9096	8978	8985	8971	8964	8540			
20.5			8870	8736	8560	8612	8388			
21.0		8633	8681	8663	8481	7996				
21.5			8540	8565	8258		6574			
22.0			8480	8501						
22.5			8399			7125				
23.0										
23.5										
24.0										

* Based on a minimum of 3 lots sold per category

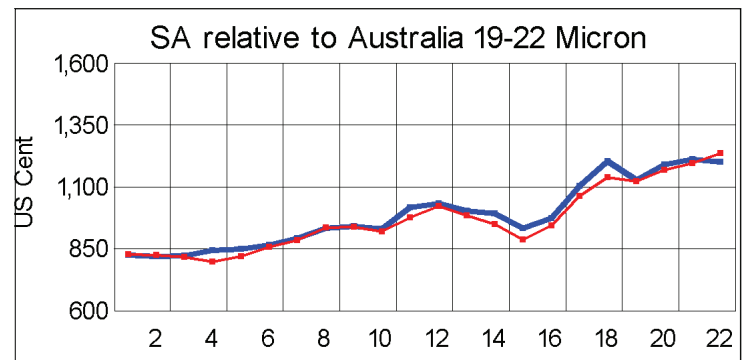
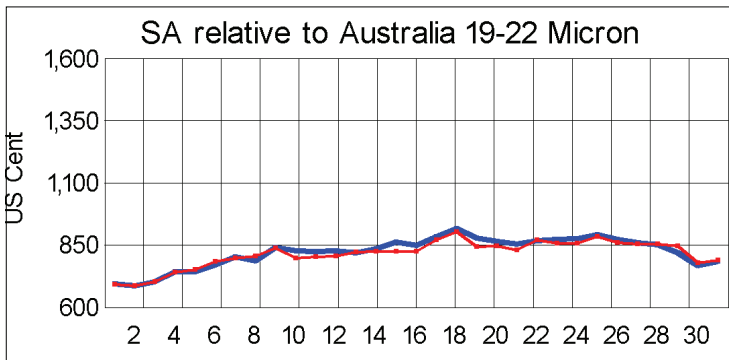
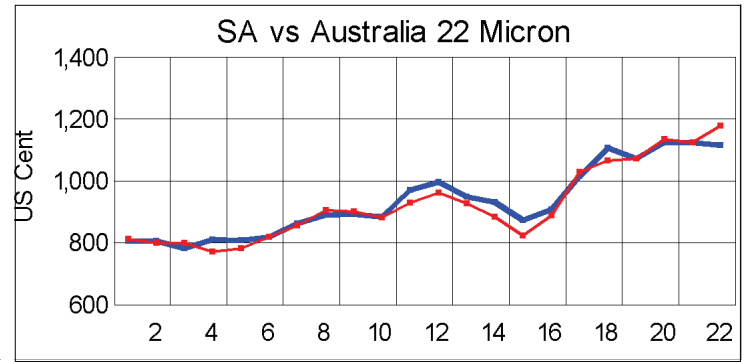
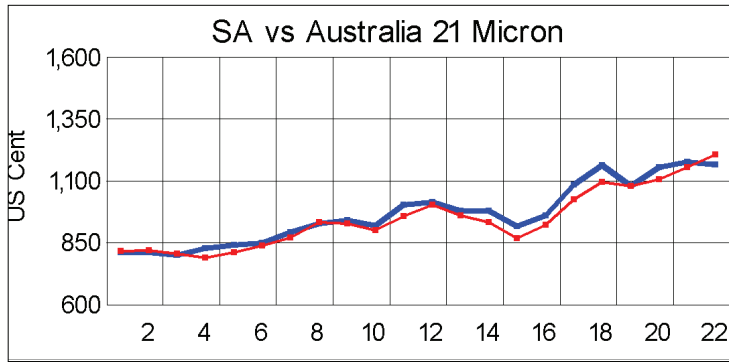
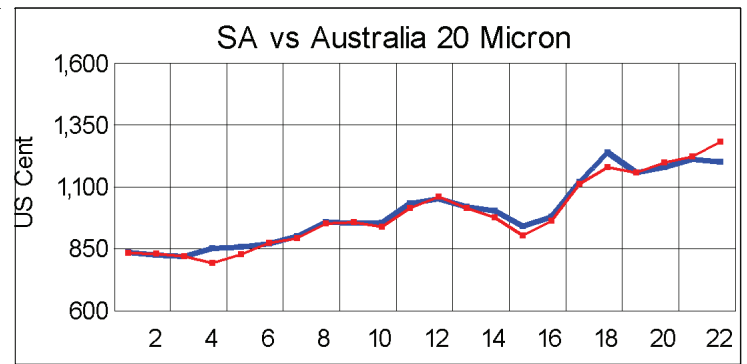
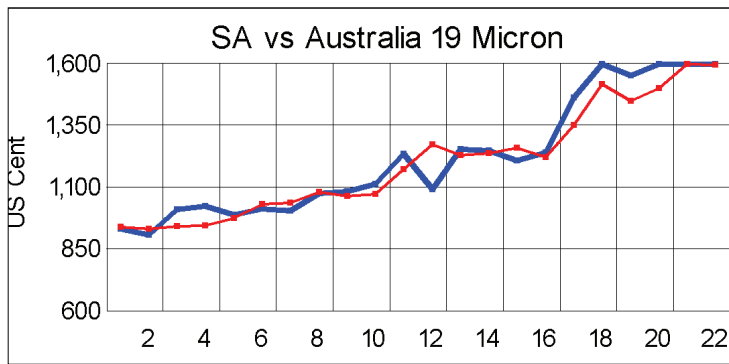
Average Topmaking Styles (AWEX MF6)

Micron	100+mm	90mm	80mm	70mm	60mm	50mm	40mm	30mm	20mm	10mm
18.0										
18.5						####				
19.0										
19.5										
20.0				8899		8810	8535			
20.5			8526	8548	8694	8220				
21.0			8386	8558	8315		6665			
21.5			8096	8267		7945				
22.0				8176	7873					
22.5					7325					
23.0				7727						
23.5										
24.0										

* Based on a minimum of 3 lots sold per category

Other Selected Types/Qualities

	Long			Medium		
	19μ	20μ	21μ	19μ	20μ	21μ
Good Quality						
Lambswool	####	8838	8318	####	8795	
Bellies	####			7751	7950	5842
Locks				7227	6623	4523
Average Quality						
Lambswool	####	9425	7605	9900	8162	6355
Bellies	####	8543	7649	####	8293	7792
Locks				6401	4468	3597
Inferior Quality						
Fleecewool	####	8931	7086	9873	9132	4824
Lambswool	####			####	9413	
Bellies	9915	8700	6268	8086	8510	5417
Locks				4201	4268	4606



— SA in USc
— Aus in USc

— SA in USc
— Aus in USc

Market Commentary

WOOL MARKET CONTINUE ITS UPWARD TREND

PORT ELIZABETH: Wool prices continued their upward trend at this week sale and Cape Wools' Merino indicator gained 2,8% on the previous sale a fortnight ago to close at R85,89/kg (clean).

This means that the indicator has risen by 36% since mid December when the market closed for the Christmas recess. In Australia, the indicator has also reached a fresh high. Strong demand and supply concerns continue to drive prices.

Wool receipts into brokers' stores to date stand at 35,2 million kg, which is almost 4% less than for the corresponding period last season.

The rand, at R7,08, had appreciated by 1,1% against the US dollar compared with the rates at the previous sale, while it was up 0,5% against the euro at R9,71.

A total of 10 787 bales was offered which 98% was sold.

Major buyers were Standard Wool SA (4 124 bales), Modiano SA (2 283 bales), Stucken & Co (1 989 bales), and Lempriere SA (1 309 bales).

Average prices for good top-making (MF5), sound, long fleeces (less than 1% seed content) were as follows: 19,5 microns were unchanged at R99,35/kg; 20 microns were 3,7% dearer at R90,96/kg; 20,5 microns rose 2,7% to R87,43/kg; 21 microns strengthened by 3,2% to R85,56/kg; 21,5 microns were up 1,7% at R8 2,71/kg and 22 microns were 3,8% dearer at R83,61/kg.

Approximately 11 000 bales will be offered at next week's sale.