

National Weekly Wool Market Report

Season: 2010/2011

Sale Date: 9 February 2011



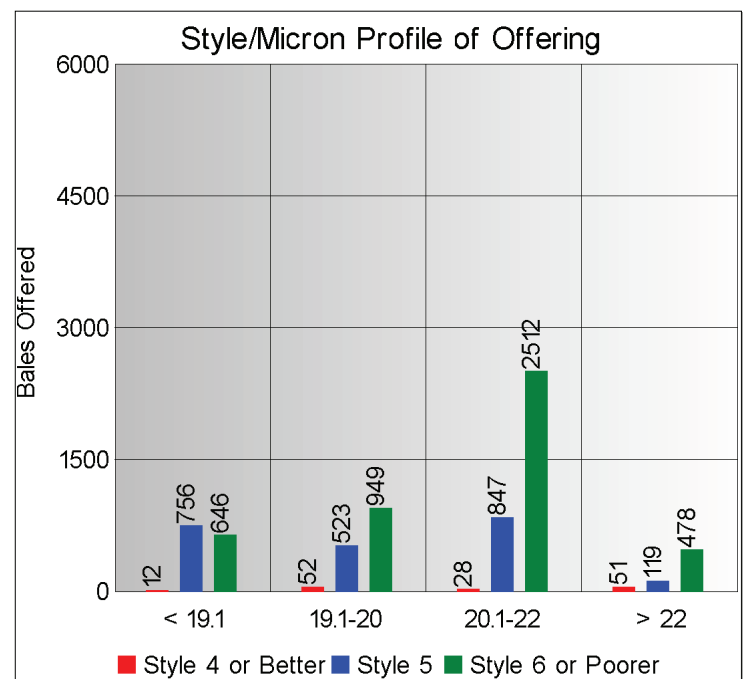
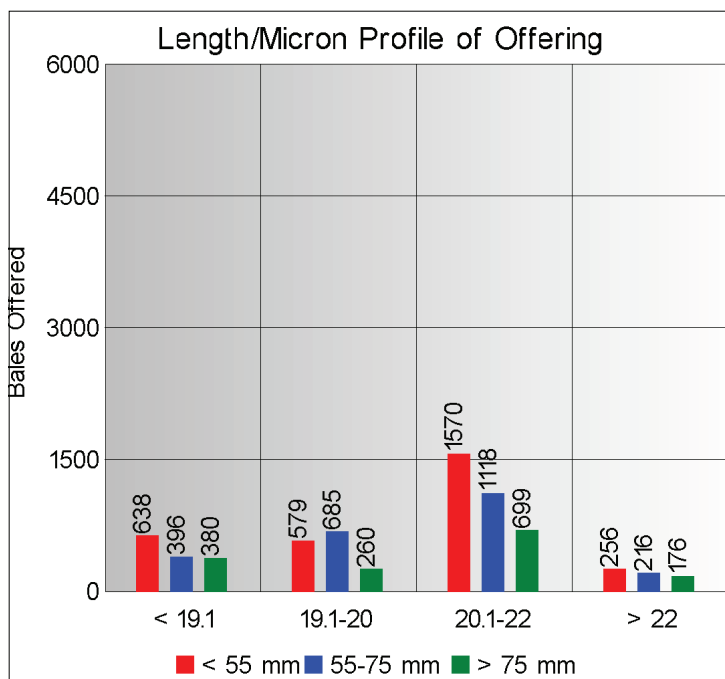
Tel: 27-41-4844301
 Fax: 27-41-4846792
 E-mail: stats@capewools.co.za
 Website: www.capewools.co.za

| Market Indicators | | | | Buyers | | | |
|----------------------|--------------|-----------|--------|---------------------|---------------------------|----------------|-----------------------------------|
| Indicator Unit | Current Sale | Last Sale | Change | Company | Bales Purchased This Week | % of Purchases | Total Bales Purchased This Season |
| SA c/kg | 8358 | 8029 | 4.1% | Standard Wool SA | 2317 | 33.2% | 60174 |
| Ave. to date (10/11) | 6497 | 6404 | 1.5% | G Modiano SA | 1877 | 26.9% | 58107 |
| Ave. to date (09/10) | 5846 | | | Lempriere SA | 1151 | 16.5% | 23250 |
| US c/kg | 1167 | 1136 | 2.7% | Stucken & Co | 859 | 12.3% | 24681 |
| Euro c/kg | 856 | 821 | 4.3% | Segard Masurel SA | 514 | 7.4% | 15457 |
| AWEX EMI | 1262 | 1233 | 2.4% | New England Wool SA | 48 | 0.7% | 2576 |
| | | | | Chargeurs Wool SA | | | |

| Exchange Rates | | | |
|----------------|-----------|---------------|----------|
| Currency Unit | This Week | Previous Week | % Change |
| R/USD | 7.1596 | 7.0660 | -1.3% |
| R/Euro | 9.7638 | 9.7782 | 0.1% |
| R/AUD | 7.2431 | 7.1449 | -1.4% |
| USD/AUD | 1.0114 | 1.0109 | -0.0% |

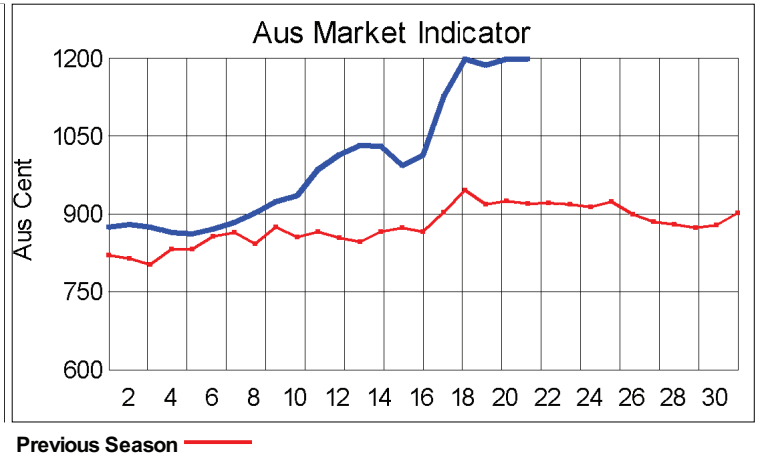
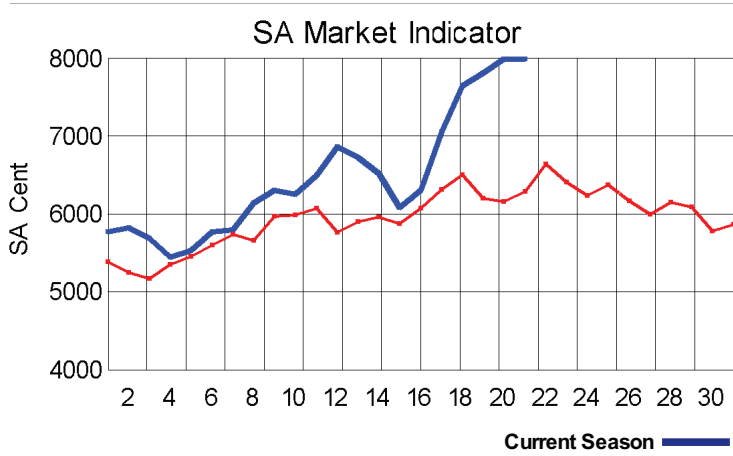
| Analysis of Offerings by Broker This Week (Bales) | | | | | | | | |
|---|----------------|----------------|--------------|--------------|--------------|-------------|-------------|--------------|
| Broker | Merino Fleeces | Merino Bellies | Merino Lambs | Merino Backs | Merino Locks | * Other | Total | % Sold |
| BKB | 1928 | 472 | 466 | 587 | 323 | 1060 | 4836 | 96.5% |
| CMW | 959 | 218 | 257 | 209 | 191 | 303 | 2137 | 98.2% |
| LAN | 0 | 0 | 0 | 0 | 0 | 0 | 0 | |
| SBL | 0 | 0 | 0 | 0 | 0 | 0 | 0 | |
| VLW | 0 | 0 | 0 | 0 | 0 | 0 | 0 | |
| Total | 2887 | 690 | 723 | 796 | 514 | 1363 | 6973 | 97.0% |

* Crossbred types, Coarse and Coloured and Inferior



Receipts 2010/2011 Season

Season to Date (Kg.) 33,077,782.6 Previous Season to Date 34,450,540.6 Percentage Change: -3.98%



Average Fleece Wool Prices (c/kg. clean)

Spinners and Good Topmaking Styles (AWEX Types MF4 and MF5)

| Micron | 100+mm | 90mm | 80mm | 70mm | 60mm | 50mm | 40mm | 30mm | 20mm | 10mm |
|--------|--------|------|-------|-------|------|------|------|------|------|------|
| 18.0 | | | | | | | | | | |
| 18.5 | | | 13049 | 12551 | | | | | | |
| 19.0 | | | 11204 | 11915 | | | | | | |
| 19.5 | | | 9888 | 9537 | 9803 | 9829 | | | | |
| 20.0 | | 8742 | 9127 | | 8702 | 8629 | | | | |
| 20.5 | | | 8659 | 8549 | 8307 | | | | | |
| 21.0 | | | 8425 | | | 7920 | | | | |
| 21.5 | | | 8271 | 8253 | | | | | | |
| 22.0 | | | 8197 | | | | | | | |
| 22.5 | | | | | | | | | | |
| 23.0 | | | | | | | | | | |
| 23.5 | | | | | | | | | | |
| 24.0 | | | | | | | | | | |

* Based on a minimum of 3 lots sold per category

Average Topmaking Styles (AWEX MF6)

| Micron | 100+mm | 90mm | 80mm | 70mm | 60mm | 50mm | 40mm | 30mm | 20mm | 10mm |
|--------|--------|------|------|------|------|------|------|------|------|------|
| 18.0 | | | | | | | | | | |
| 18.5 | | | | | | | | | | |
| 19.0 | | | | | | | | | | |
| 19.5 | | | | 9613 | | | | | | |
| 20.0 | | | | | 8775 | | | | | |
| 20.5 | | | | | | | | | | |
| 21.0 | | | | 8339 | | | | | | |
| 21.5 | | | | | 7983 | | | | | |
| 22.0 | | | | | | | | | | |
| 22.5 | | | | | | | | | | |
| 23.0 | | | | | | | | | | |
| 23.5 | | | | | | | | | | |
| 24.0 | | | | | | | | | | |

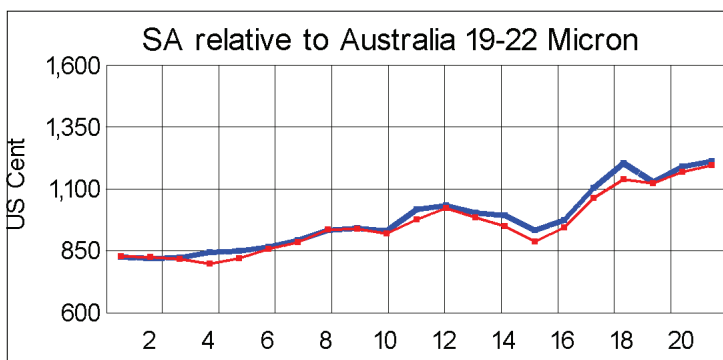
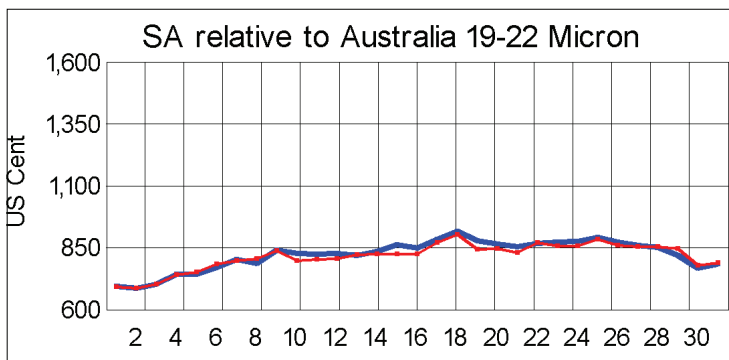
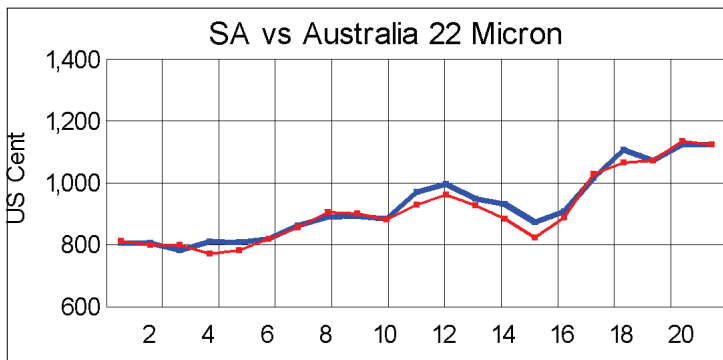
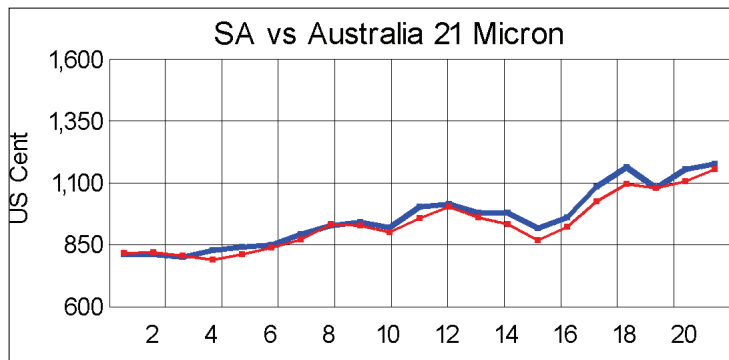
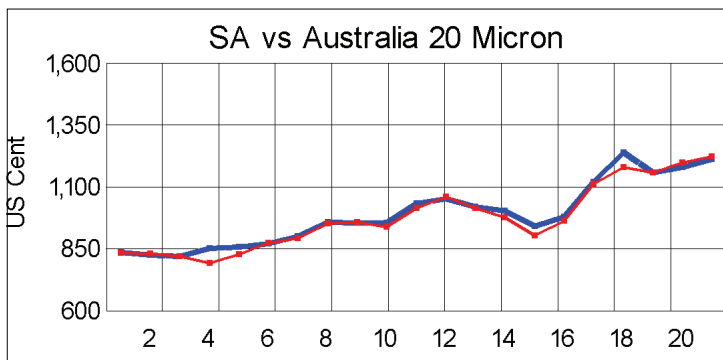
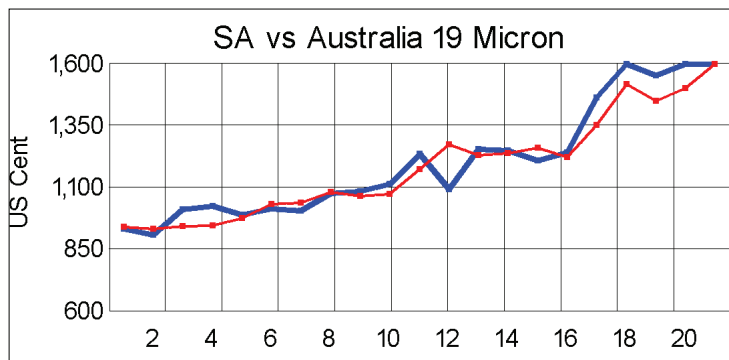
* Based on a minimum of 3 lots sold per category

Other Selected Types/Qualities

Long

Medium

| | 19μ | 20μ | 21μ | 19μ | 20μ | 21μ |
|-------------------------|------|------|------|------|------|------|
| Good Quality | | | | | | |
| Lambswool | #### | | | #### | 8383 | |
| Bellies | #### | | | | 8527 | |
| Locks | | | | 8588 | 6958 | |
| Average Quality | | | | | | |
| Lambswool | #### | 9400 | 7916 | 8268 | 6086 | 7757 |
| Bellies | #### | 8196 | 7692 | 9251 | 6574 | 7565 |
| Locks | | | | 8348 | 6344 | 4414 |
| Inferior Quality | | | | | | |
| Fleecewool | #### | 9075 | 7422 | | 8557 | 8174 |
| Lambswool | #### | | | 9604 | | |
| Bellies | | | | 8700 | 7765 | 7042 |
| Locks | | | | 6543 | 4909 | 4634 |



— SA in USc
— Aus in USc

— SA in USc
— Aus in USc

Market Commentary

WOOL PRICES AT A FRESH HIGH

PORT ELIZABETH: The wool market saw another hike in prices at this week's sale and Cape Wool's Merino indicator gained 4,1% to close the week at a fresh high of R83,58/kg (clean).

This is 44,6% higher than at the opening sale and represents an 18% increase since the first sale in January this year. The Australian market has also improved since last week.

Strong demand for wool and small offerings continue to drive prices. There was keen demand for fine fleeces (19 microns and finer) and prices for these types posted the largest increases.

A seasonal high of R118,80 (greasy) was paid for a bale ML280 of 1 6,2 microns offered by Mr. P.W.B. Uys from Wakkerstroom, Mpumalanga. The rand, at R7,16, was 1,3% down against the US dollar compared with last week's rates, while it was virtually unchanged against the euro at R9,76.

This week's offering comprised 6 973 bales of which 97% was sold.

Major buyers were Standard Wool SA (2 317 bales), Modiano SA (1 877 bales), and Lempriere SA (1 151 bales).

Average prices for good top-making (MF5), sound, long fleeces (less than 1% seed content) were as follows: 19 microns increased by 9,8% to R116,47/kg; 19,5 microns were unchanged at R99,69/kg; 20 microns were 3,3% dearer at R87,68/kg; 20,5 microns rose 4,9% to R85,14/kg; 21 microns strengthened by 5,8% to R82,88/kg; 21,5 microns were up 4,1% at R81,36/kg and 22 microns were 0,4% dearer at R80,57/kg.

Approximately 10 500 bales will be sold at next week's sale