

# National Weekly Wool Market Report

Season: 2009/2010

Sale Date: 16 September 2009



Tel: 27-41-4844301  
 Fax: 27-41-4846792  
 E-mail: stats@capewools.co.za  
 Website: www.capewools.co.za

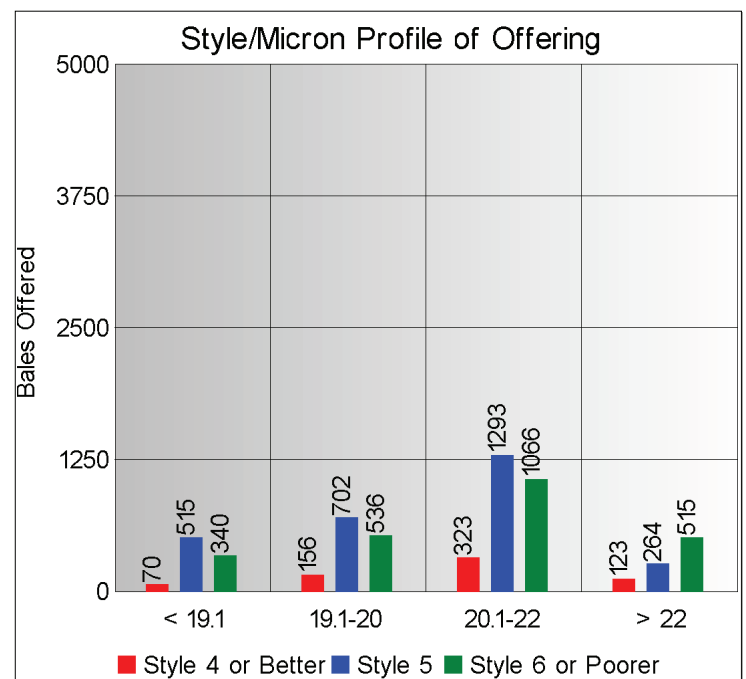
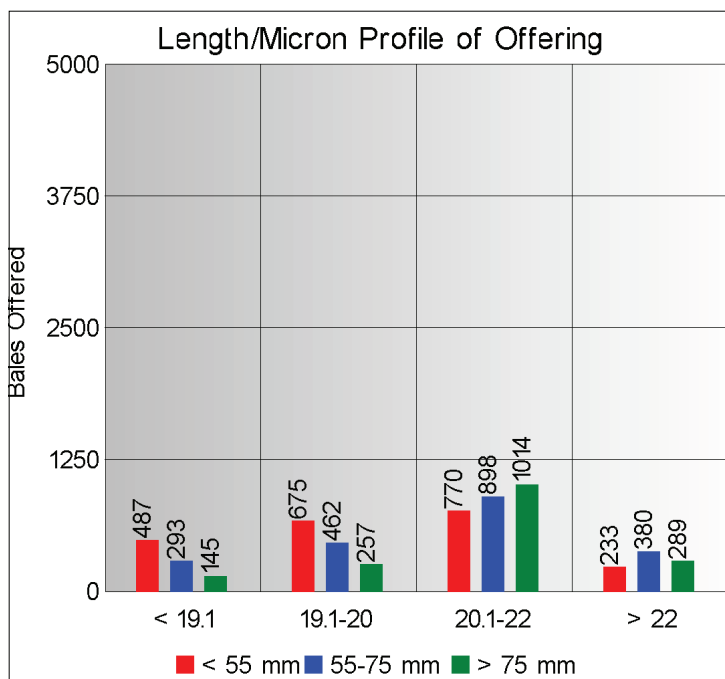
Market Indicators				Buyers			
Indicator Unit	Current Sale	Last Sale	Change	Company	Bales Purchased This Week	% of Purchases	Total Bales Purchased This Season
SA c/kg	5357	5175	3.5%	Standard Wool SA	2651	44.9%	11588
Ave. to date (09/10)	5292	5271	0.4%	Lempriere SA	1247	21.1%	5722
Ave. to date (08/09)	5383			G Modiano SA	1096	18.6%	6562
US c/kg	732	691	6.0%	Stucken & Co	481	8.2%	5140
Euro c/kg	498	476	4.6%	Segard Masurel SA	265	4.5%	2284
AWEX EMI	833	803	3.7%	Chargeurs Wool SA	92	1.6%	858

Exchange Rates			
Currency Unit	This Week	Previous Week	% Change
R/USD	7.3202	7.4942	2.3%
R/Euro	10.7513	10.8632	1.0%
R/AUD	6.3712	6.4405	1.1%
USD/AUD	0.8701	0.8593	-1.3%

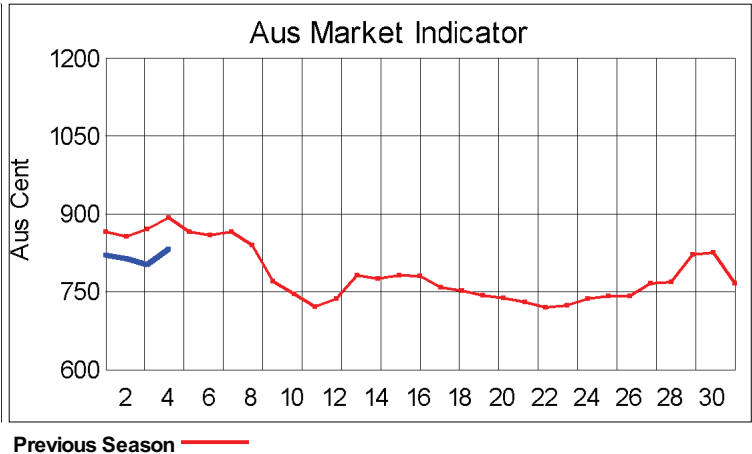
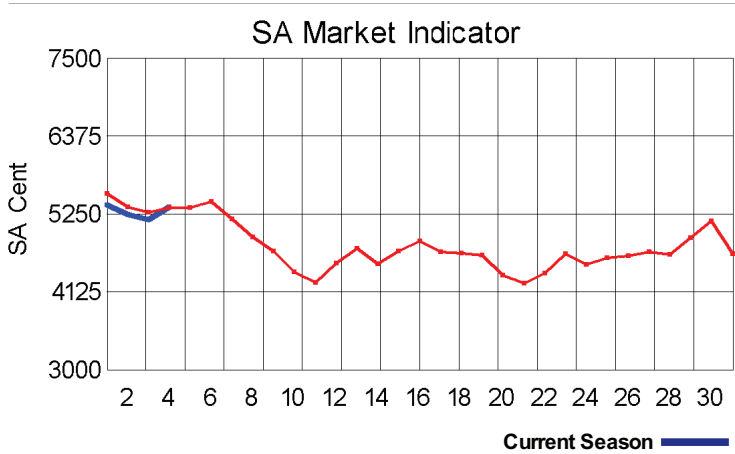
Analysis of Offerings by Broker This Week (Bales)								
Broker	Merino Fleeces	Merino Bellies	Merino Lambs	Merino Backs	Merino Locks	* Other	Total	% Sold
BKB	1832	265	346	223	291	520	3477	98.9%
CMW	1400	166	357	153	177	173	2426	98.6%
LAN	0	0	0	0	0	0	0	
SBL	0	0	0	0	0	0	0	
VLW	0	0	0	0	0	0	0	
<b>Total</b>	<b>3232</b>	<b>431</b>	<b>703</b>	<b>376</b>	<b>468</b>	<b>693</b>	<b>5903</b>	<b>98.8%</b>

\* Crossbred types, Coarse and Coloured and Inferior



## Receipts 2009/2010 Season

Season to Date (Kg.) 7,632,285.4 Previous Season to Date 7,559,922.2 Percentage Change: 0.96%



Current Season — Previous Season —

**Average Fleece Wool Prices (c/kg. clean)  
Spinners and Good Topmaking Styles (AWEX Types MF4 and MF5)**

Micron	100+mm	90mm	80mm	70mm	60mm	50mm	40mm	30mm	20mm	10mm
18.0				6979						
18.5			6512		6622					
19.0			6310	6272	6214	5622	5439	4225		
19.5			5931	5873	5812	5494	5327	5140		
20.0		5572	5541	5577	5460	5279	5076			
20.5		5430	5456	5449	5449	5252				
21.0		5394	5352	5354	5356	5183				
21.5		5320	5328	5338	5310	5192				
22.0			5381	5303	5308					
22.5		5291		5246	5254					
23.0			5250		5288					
23.5			5193	5277						
24.0										

\* Based on a minimum of 3 lots sold per category

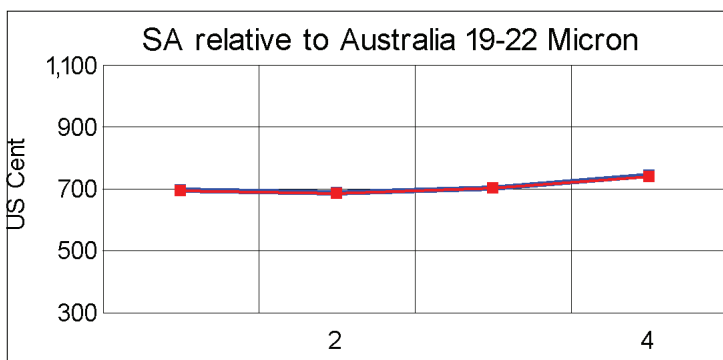
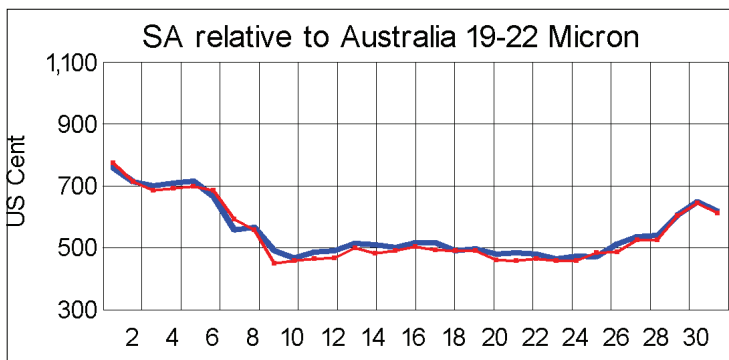
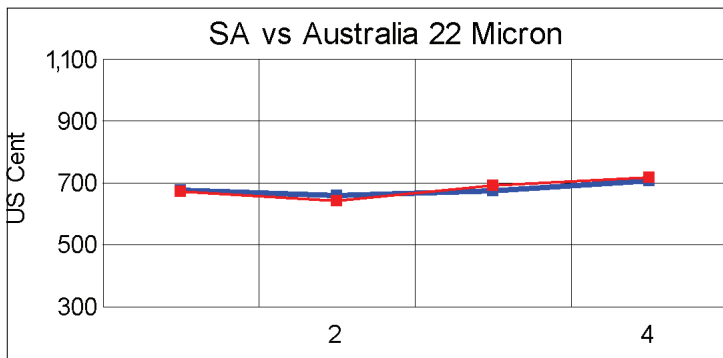
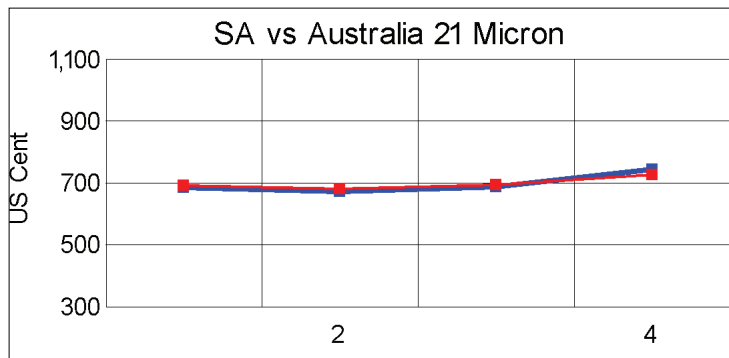
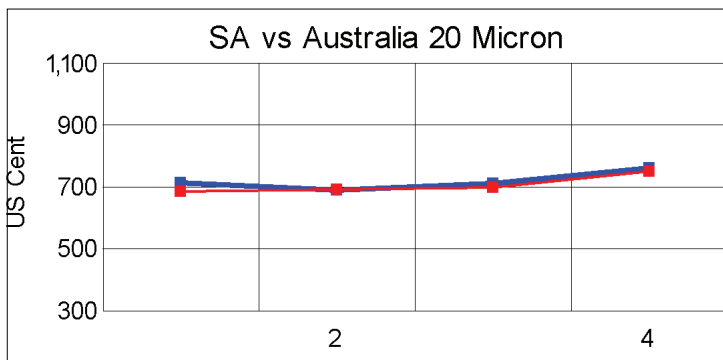
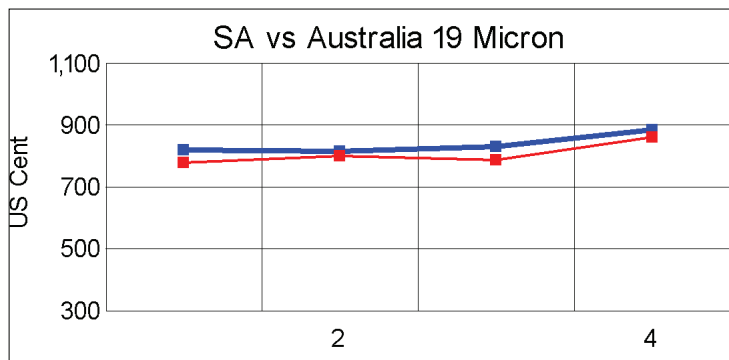
**Average Topmaking Styles (AWEX MF6)**

Micron	100+mm	90mm	80mm	70mm	60mm	50mm	40mm	30mm	20mm	10mm
18.0										
18.5										
19.0										
19.5										
20.0										
20.5			5426							
21.0										
21.5				5253	5191					
22.0										
22.5				5209						
23.0										
23.5										
24.0										

\* Based on a minimum of 3 lots sold per category

**Other Selected Types/Qualities**

	Long			Medium		
	19μ	20μ	21μ	19μ	20μ	21μ
<b>Good Quality</b>						
Lambswool	6282	5811	5333	5701	5096	4623
Bellies	5737			5592	5004	4750
Locks				4068	4022	4151
<b>Average Quality</b>						
Lambswool	6115	5678	5408	5594	5258	
Bellies	5483	5318	5029	5451	4827	4624
Locks				3888	3557	3290
<b>Inferior Quality</b>						
Fleecewool	6239	5071	4979			4659
Lambswool		5476	5085		5108	
Bellies		4749	4652	5167	4653	4378
Locks				3459	3117	3085



— SA in USc  
— Aus in USc

— SA in USc  
— Aus in USc

## Market Commentary

### SUBSTANTIAL RISE IN PRICES DESPITE STRONG CURRENCY

**Port Elizabeth:** The market rose at this week's sale despite the further strengthening of the rand and Cape Wools' Merino indicator gained 3,5% to close the day at R53,57/kg (clean).

This is in line with the Australian market where the indicator gained 3,7% compared with the previous week, also notwithstanding a stronger Australian dollar. China and India currently are the main driving forces in the market. Demand seems to be fuelled by, among other things, supply concerns following the decline in world production of Merino wool.

The rand has since March this year gained about 40% against the US dollar, and at R7,32, was up another 2,3% against the greenback compared with the exchange rate at last week's sale. The currency has this year also strengthened by about 20% against a trade-weighted basket of currencies, outperforming most currencies.

This week's offering was fairly small, attracting keen interest from grease-wool exporters who export to China. A total of 5 903 bales was offered of which 99% was sold.

Major buyers were Standard Wool SA (2 651 bales); Lempriere SA (1 247 bales), and Modiano (1 096 bales).

Average prices for good top-making (MF5), sound, long fleeces (less than 1% seed content) were as follows: 19 microns rose 6,7% to R63,13/kg; 19,5 microns gained 5,8% to R58,93/kg; 20 microns were 5,2% dearer at R55,05/kg; 20,5 microns gained 3,5% to R54,29/kg; 21 microns rose 2,2% to R53,27/kg; 21,5 microns strengthened by 1,7% to R52,72/kg, and 22 microns were up 1,4% at R52,73/kg.

Approximately 8 500 bales will come under the hammer at next week's sale.