

National Weekly Wool Market Report

Season: 2010/2011

Sale Date: 2 February 2010



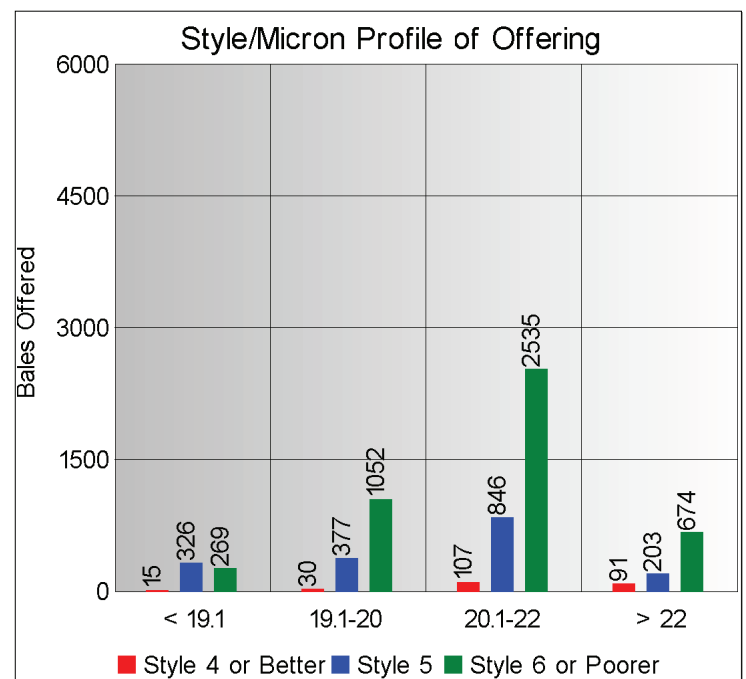
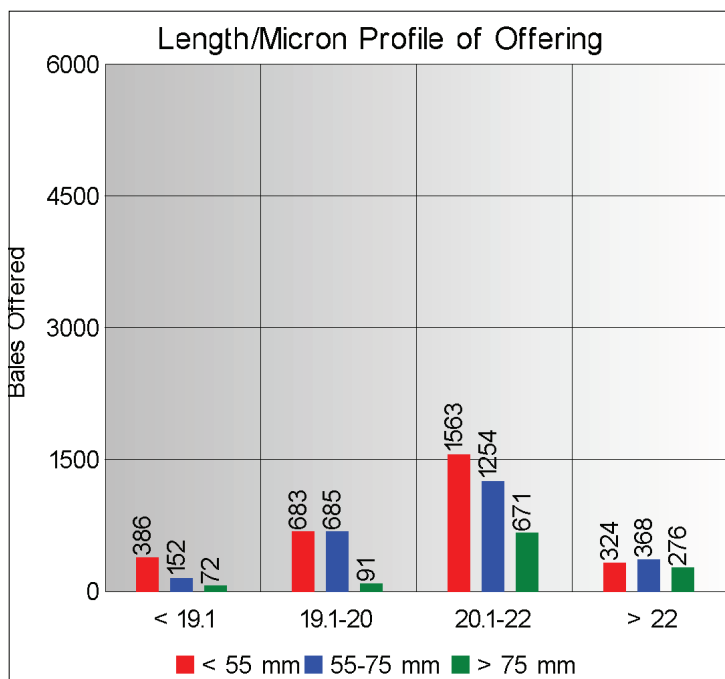
Tel: 27-41-4844301
 Fax: 27-41-4846792
 E-mail: stats@capewools.co.za
 Website: www.capewools.co.za

Market Indicators				Buyers			
Indicator Unit	Current Sale	Last Sale	Change	Company	Bales Purchased This Week	% of Purchases	Total Bales Purchased This Season
SA c/kg	8029	7813	2.8%	Standard Wool SA	3132	48.0%	57857
Ave. to date (10/11)	6404	6319	1.4%	G Modiano SA	1367	21.0%	56230
Ave. to date (09/10)	5823			Stucken & Co	845	13.0%	23822
US c/kg	1136	1112	2.2%	Segard Masurel SA	563	8.6%	14943
Euro c/kg	821	812	1.1%	Lempriere SA	351	5.4%	22099
AWEX EMI	1233	1188	3.8%	New England Wool SA	5	0.1%	2528
				Chargeurs Wool SA			

Exchange Rates			
Currency Unit	This Week	Previous Week	% Change
R/USD	7.0660	7.0269	-0.6%
R/Euro	9.7782	9.6207	-1.6%
R/AUD	7.1449	7.0118	-1.9%
USD/AUD	1.0109	0.9945	-1.6%

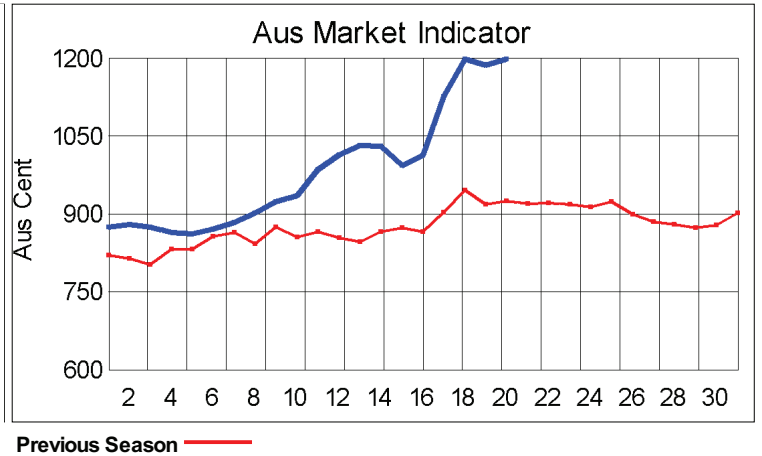
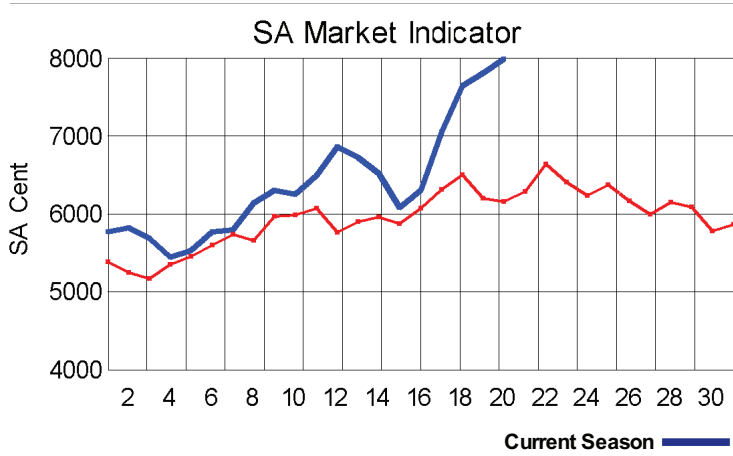
Analysis of Offerings by Broker This Week (Bales)								
Broker	Merino Fleeces	Merino Bellies	Merino Lambs	Merino Backs	Merino Locks	* Other	Total	% Sold
BKB	1744	385	194	607	371	966	4267	96.4%
CMW	362	74	33	124	145	303	1041	95.8%
LAN	36	2	2	1	55	280	376	83.2%
SBL	277	37	57	18	51	50	490	100.0%
VLW	182	20	15	17	21	96	351	99.2%
Total	2601	518	301	767	643	1695	6525	96.0%

* Crossbred types, Coarse and Coloured and Inferior



Receipts 2010/2011 Season

Season to Date (Kg.) 32,112,578.3 Previous Season to Date 33,367,383.4 Percentage Change: -3.76%



Average Fleece Wool Prices (c/kg. clean)

Spinners and Good Topmaking Styles (AWEX Types MF4 and MF5)

Micron	100+mm	90mm	80mm	70mm	60mm	50mm	40mm	30mm	20mm	10mm
18.0										
18.5										
19.0			10608	10418		10356				
19.5					9128	9149				
20.0			8740	8434						
20.5			8277		8386	8204				
21.0		8194		8091						
21.5					7678	7668				
22.0			8081							
22.5										
23.0										
23.5										
24.0										

* Based on a minimum of 3 lots sold per category

Average Topmaking Styles (AWEX MF6)

Micron	100+mm	90mm	80mm	70mm	60mm	50mm	40mm	30mm	20mm	10mm
18.0										
18.5										
19.0										
19.5										
20.0						8212				
20.5						7871				
21.0										
21.5										
22.0										
22.5										
23.0										
23.5										
24.0										

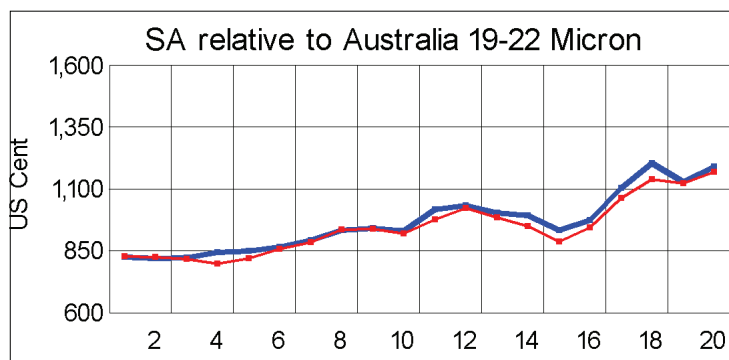
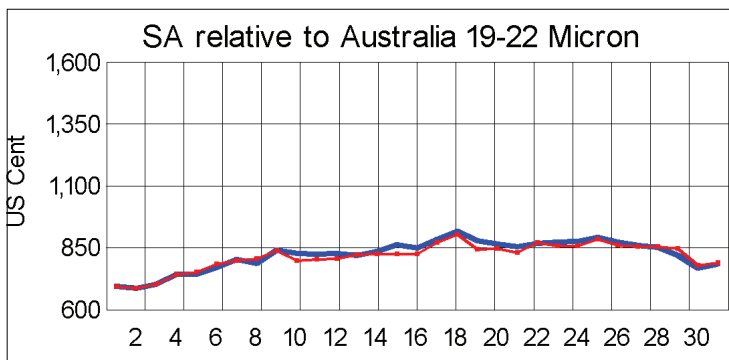
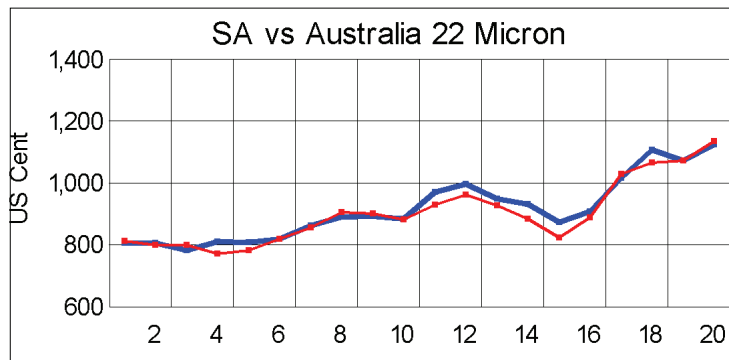
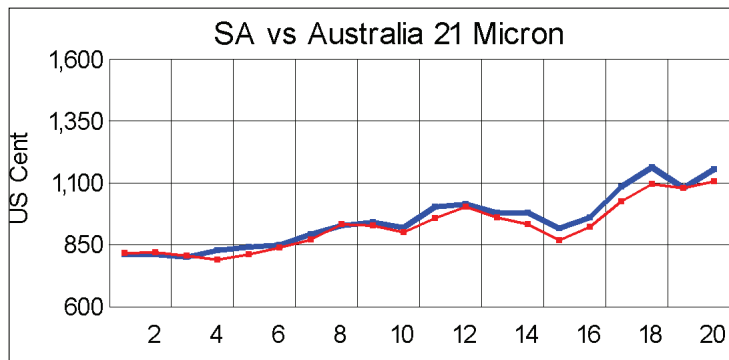
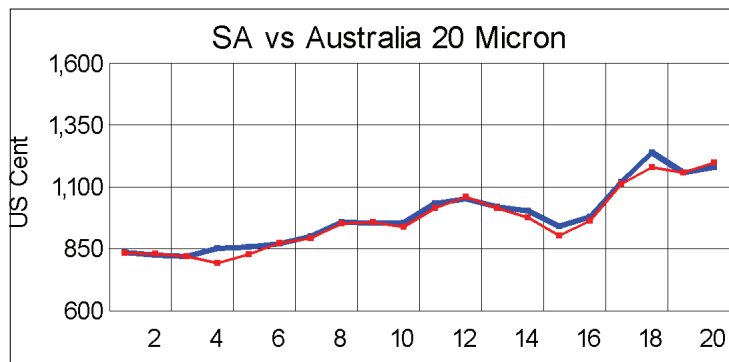
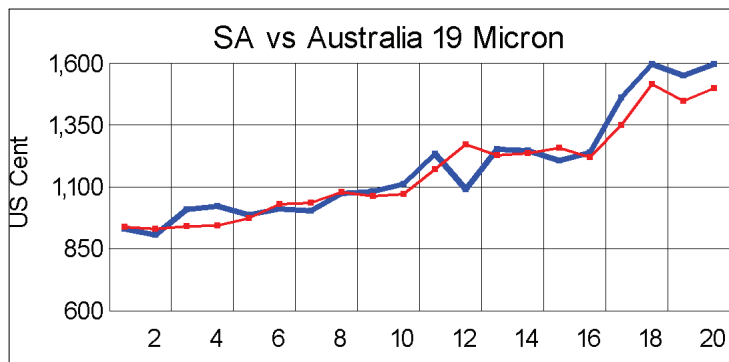
* Based on a minimum of 3 lots sold per category

Other Selected Types/Qualities

Long

Medium

	19μ	20μ	21μ	19μ	20μ	21μ
Good Quality						
Lambswool		8310	8188	####	6736	
Bellies		7959		9342	8368	6306
Locks		7186		5835	5083	2478
Average Quality						
Lambswool	####	6762	6762	9626	7679	
Bellies		8329		9070	7742	7505
Locks				5038	4514	3302
Inferior Quality						
Fleecewool	8965	8367	7688	8263	6883	6771
Lambswool						
Bellies		7974		7563	6065	5265
Locks		3789	4292	3785	3789	3297



— SA in USc
— Aus in USc

— SA in USc
— Aus in USc

Market Commentary

WOOL MARKET AT HIGHEST LEVEL EVER

PORT ELIZABETH: The wool market put up another strong performance at this week's sale when the Cape Wools Merino indicator rose 2,8% to close at R80,29/kg (clean), its highest level ever.

This is up 38% on the opening sale and 30% higher than at the same sale last season.

In Australia, where the weekly offerings are smaller than usual due to delays in shearing and the transport of wool from certain areas as a result of rain, the market indicator rose by 3,2%.

Increased global demand for wool and an expected further decline in Merino wool production this season currently are the main reasons for the price increases.

The rand, at R7,06, was relatively unchanged against the US dollar compared with last week's rates, while it was 1,6% weaker against the euro at R9,77.

This week saw another small offering with only 6 525 bales on offer of which 96% was sold. The selection of long, quality fleeces were limited, which meant that quality wools fetched excellent prices.

Major buyers were Standard Wool SA (3 132 bales), Modiano SA (1 367 bales), and Stucken (845 bales).

Average prices for good top-making (MF5), sound, long fleeces (less than 1% seed content) were as follows: 20 microns were 4,1% dearer at R84,87/kg; 20,5 microns rose 2,5% to R81,13/kg; 21 microns strengthened by 3,1% to R78,37/kg, and 21,5 microns were up 3,9% at R78,16/kg.

Approximately 6 500 bales will come under the hammer at next week's sale.