

# National Weekly Wool Market Report

Season: 2009/2010

Sale Date: 2 September 2009



CAPE WOOLS SA

Tel: 27-41-4844301  
 Fax: 27-41-4846792  
 E-mail: stats@capewools.co.za  
 Website: www.capewools.co.za

Market Indicators				Buyers			
Indicator Unit	Current Sale	Last Sale	Change	Company	Bales Purchased This Week	% of Purchases	Total Bales Purchased This Season
SA c/kg	5252	5385	-2.5%	Standard Wool SA	1830	26.9%	6579
Ave. to date (09/10)	5319	5385	-1.2%	Stucken & Co	1520	22.3%	3438
Ave. to date (08/09)	5455			G Modiano SA	1456	21.4%	3565
US c/kg	671	670	0.1%	Lempriere SA	1111	16.3%	3079
Euro c/kg	472	457	3.4%	Segard Masurel SA	574	8.4%	1698
AWEX EMI	815	821	-0.7%	Chargeurs Wool SA	221	3.3%	477
				New England Wool SA	4	0.1%	40

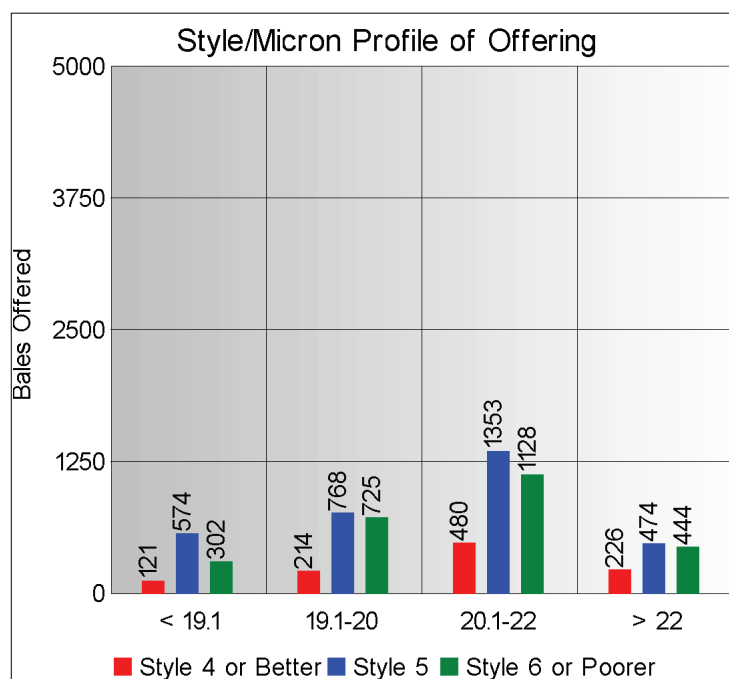
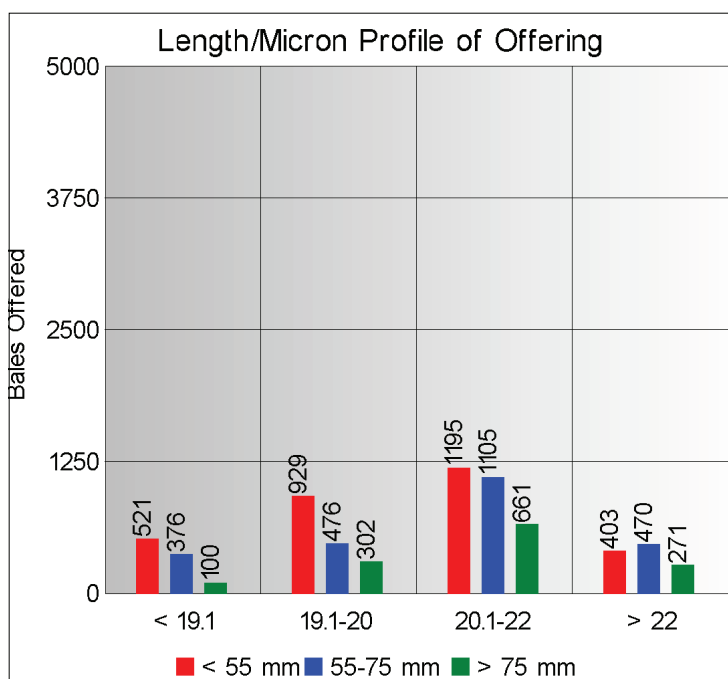
  

Exchange Rates			
Currency Unit	This Week	Previous Week	% Change
R/USD	7.8247	8.0323	2.6%
R/Euro	11.1217	11.7922	5.7%
R/AUD	6.4958	6.5993	1.6%
USD/AUD	0.8304	0.8218	-1.0%

## Analysis of Offerings by Broker This Week (Bales)

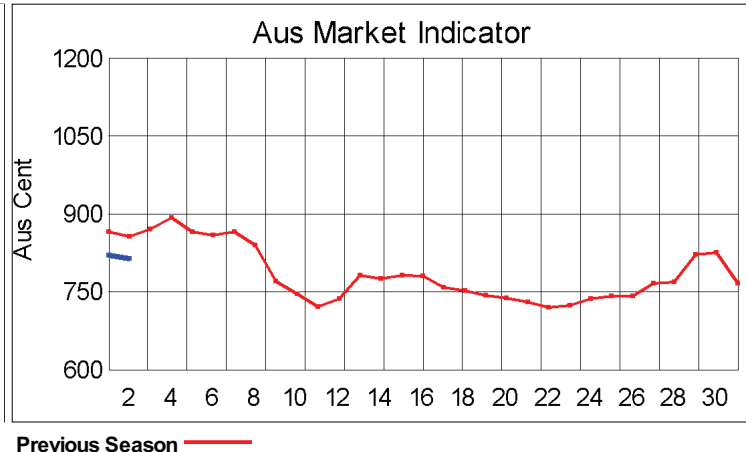
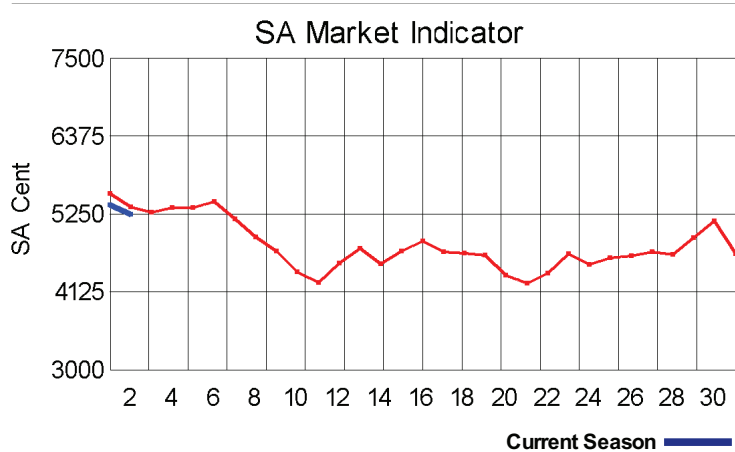
Broker	Merino Fleeces	Merino Bellies	Merino Lambs	Merino Backs	Merino Locks	* Other	Total	% Sold
BKB	2043	339	346	199	374	766	4067	98.7%
CMW	1536	223	285	78	306	314	2742	98.6%
LAN	0	0	0	0	0	0	0	
SBL	0	0	0	0	0	0	0	
VLW	0	0	0	0	0	0	0	
<b>Total</b>	<b>3579</b>	<b>562</b>	<b>631</b>	<b>277</b>	<b>680</b>	<b>1080</b>	<b>6809</b>	<b>98.6%</b>

\* Crossbred types, Coarse and Coloured and Inferior



## Receipts 2009/2010 Season

Season to Date (Kg.) 5,323,675.3 Previous Season to Date 5,672,754.9 Percentage Change: -6.15%



**Average Fleece Wool Prices (c/kg. clean)**

**Spinners and Good Topmaking Styles (AWEX Types MF4 and MF5)**

Micron	100+mm	90mm	80mm	70mm	60mm	50mm	40mm	30mm	20mm	10mm
18.0				7035						
18.5				6516	6365	5681	5812			
19.0			6156	6202	5836	5444				
19.5		5946	5941	5733	5545	5250	5284			
20.0		5597	5491	5372	5342	5123	4879			
20.5			5424	5378	5336	4909	4675			
21.0			5403	5374	5244	4704	4563			
21.5			5369	5373	5242	4764				
22.0			5401	5310	5133	4560				
22.5			5284	5340	5228	4596				
23.0			5264	5335	5230	4534				
23.5						4647	4279			
24.0						4901				

\* Based on a minimum of 3 lots sold per category

**Average Topmaking Styles (AWEX MF6)**

Micron	100+mm	90mm	80mm	70mm	60mm	50mm	40mm	30mm	20mm	10mm
18.0										
18.5										
19.0										
19.5										
20.0						5019				
20.5			5360							
21.0										
21.5						4606				
22.0										
22.5										
23.0										
23.5										
24.0										

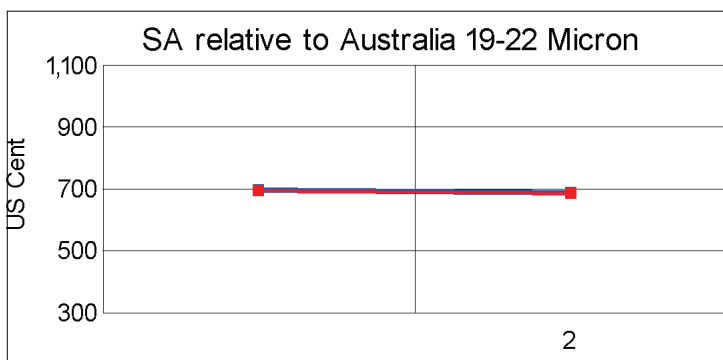
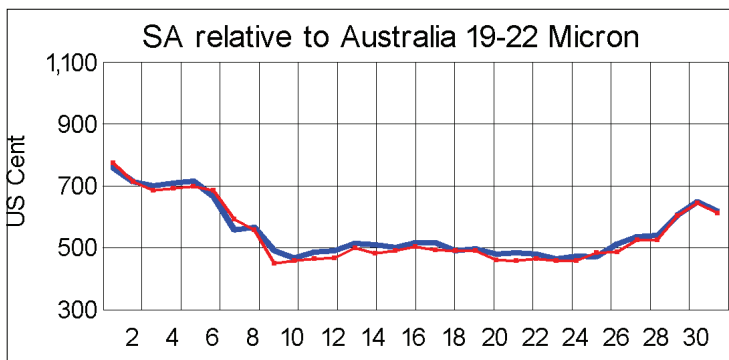
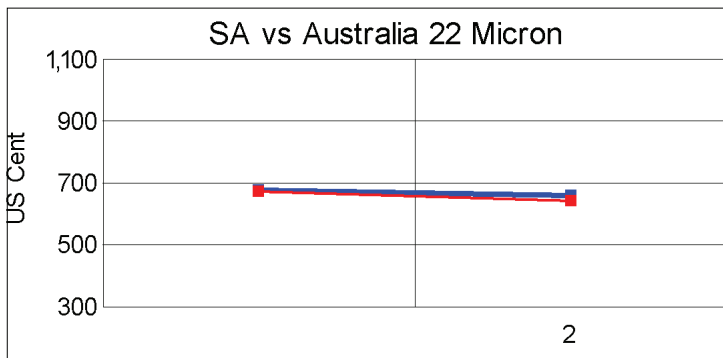
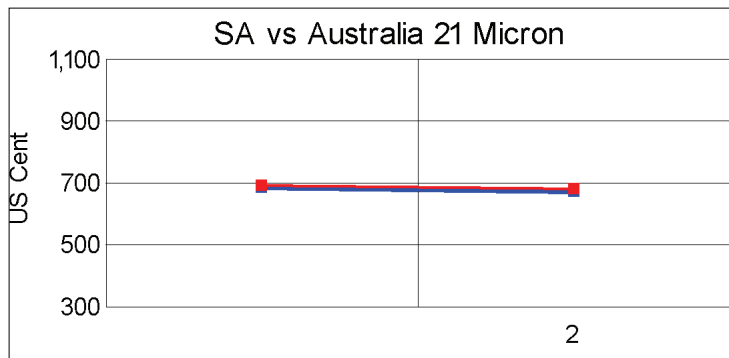
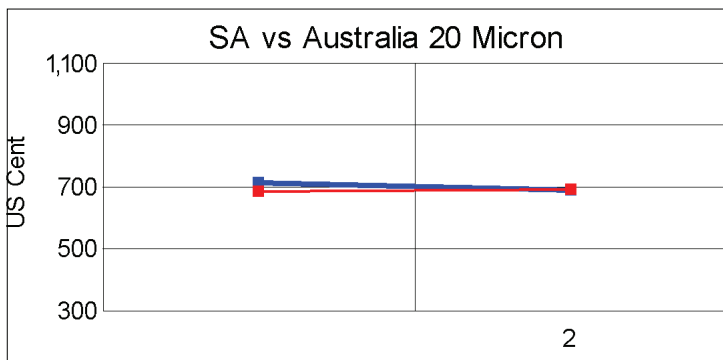
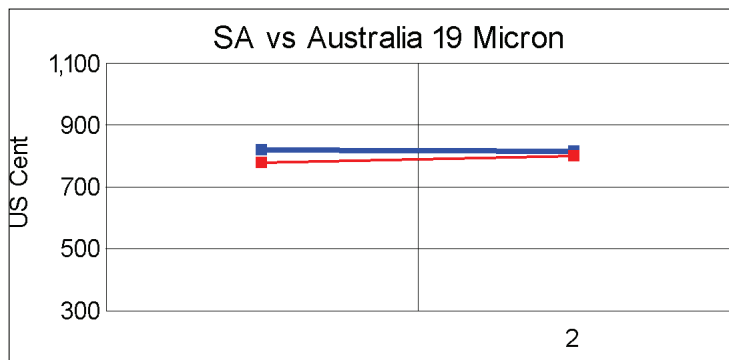
\* Based on a minimum of 3 lots sold per category

**Other Selected Types/Qualities**

**Long**

**Medium**

	19μ	20μ	21μ	19μ	20μ	21μ
<b>Good Quality</b>						
Lambswool	6152	5550	5369	5764	5062	
Bellies		5158		5369	5284	4679
Locks				3832	3499	3413
<b>Average Quality</b>						
Lambswool	5979	5656	5305	5417	4995	4720
Bellies		4987		5246	4772	4527
Locks				3551	3389	3130
<b>Inferior Quality</b>						
Fleecewool	5403	4965	4849			4681
Lambswool	5765	5340		5753		
Bellies	5476			4944	4541	3895
Locks				3448	2934	2806



— SA in USc  
— Aus in USc

— SA in USc  
— Aus in USc

## Market Commentary

### STRONGER CURRENCY PUSHES PRICES DOWN

**Port Elizabeth: A stronger currency exerted downward pressure on wool prices at this week's sale and Cape Wools' Merino indicator softened 2,5% to close at R52,52/kg (clean).**

Compared with the exchange rate at the previous sale two weeks ago, the rand, at R7,82 was 2,6% stronger against the US dollar, and at R11,12 it was up 5,7% against the euro. Converted into US dollars, wool prices were unchanged, indicating that underlying demand remains strong.

The sale was characterised by firm demand from most sectors of the trade, but particularly from grease-wool exporters on the back of good demand from China. A high sales percentage was also achieved and 98,6% of the 6 809 bales on offer was sold.

Major buyers were Standard Wool SA (1 830 bales), Stucken (1 520 bales); Modiano (1 456 bales), and Lempriere SA (1 111 bales).

Average prices for good topmaking (MF5), sound long fleeces (less than 1% seed content) were as follows: 19 microns were unchanged at R62,64/kg; 19,5 microns were 1,6% softer at R58,73/kg; 20 microns dropped 1,9% to R54,22/kg; 21,5 microns were 4,3% cheaper at R53,50/kg; 21 microns dropped 4% to R53,45/kg, and 21,5 microns were 2,1% cheaper at R53,56/kg.

Approximately 8 000 bales will come under the hammer at next week's sale.