

National Weekly Wool Market Report

Season: 2010/2011

Sale Date: 18 & 19 January 2011



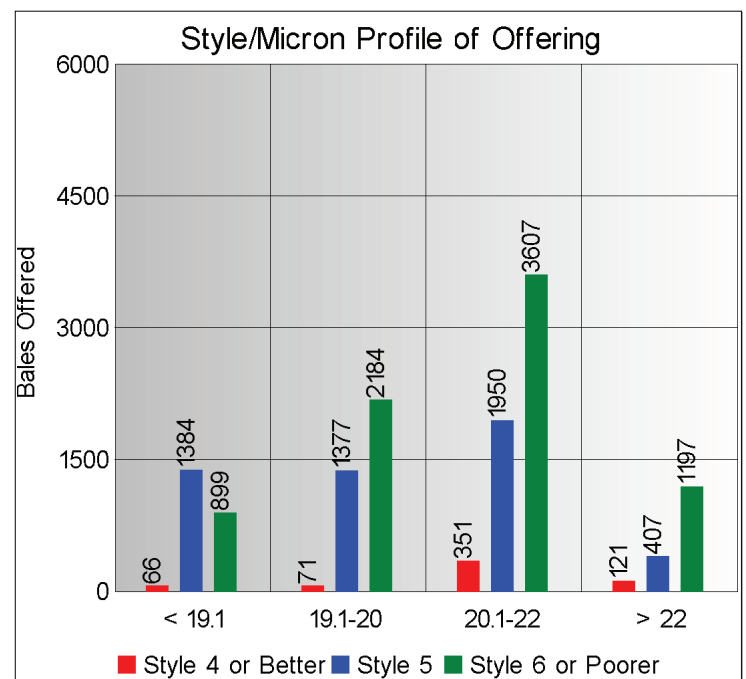
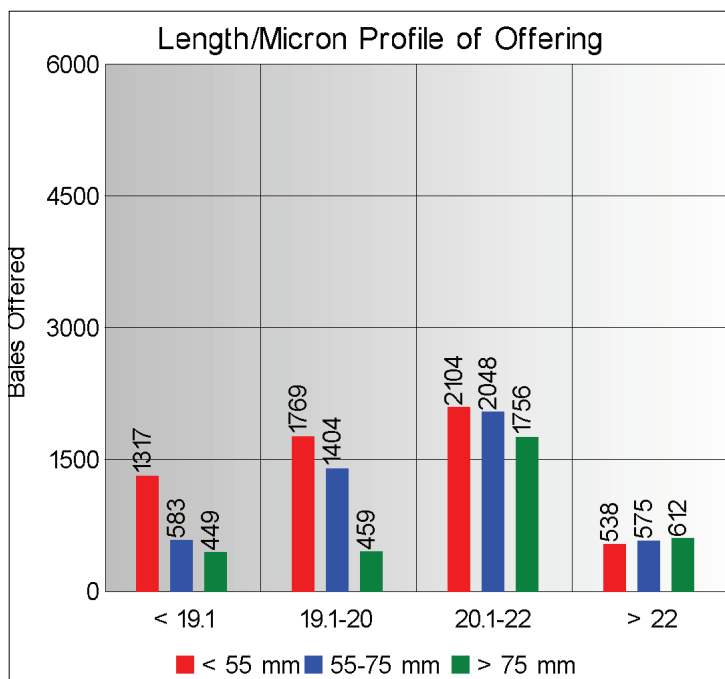
Tel: 27-41-4844301
 Fax: 27-41-4846792
 E-mail: stats@capewools.co.za
 Website: www.capewools.co.za

Market Indicators				Buyers			
Indicator Unit	Current Sale	Last Sale	Change	Company	Bales Purchased This Week	% of Purchases	Total Bales Purchased This Season
SA c/kg	7650	7054	8.5%	Standard Wool SA	4316	31.7%	50789
Ave. to date (10/11)	6236	6152	1.4%	G Modiano SA	4230	31.1%	52801
Ave. to date (09/10)	5783			Lempriere SA	2151	15.8%	21114
US c/kg	1115	1038	7.3%	Stucken & Co	1856	13.6%	22074
Euro c/kg	828	799	3.7%	Segard Masurel SA	706	5.2%	13768
AWEX EMI	1242	1127	10.2%	New England Wool SA	76	0.6%	2462
				Chargeurs Wool SA			

Exchange Rates			
Currency Unit	This Week	Previous Week	% Change
R/USD	6.8637	6.7934	-1.0%
R/Euro	9.2353	8.8339	-4.5%
R/AUD	6.8866	6.7199	-2.5%
USD/AUD	1.0034	0.9892	-1.4%

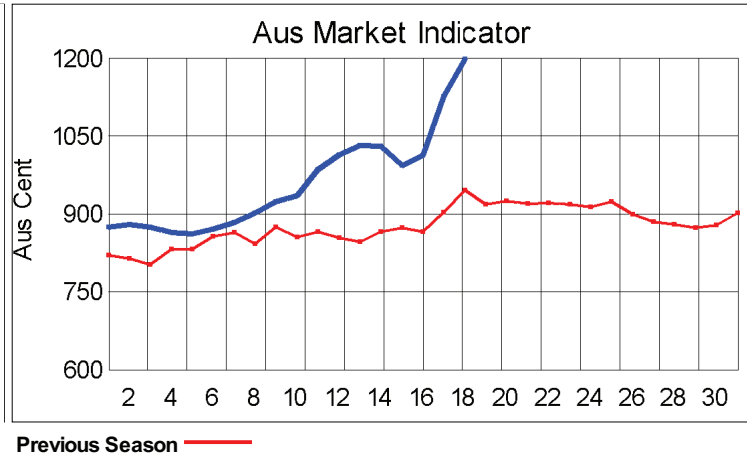
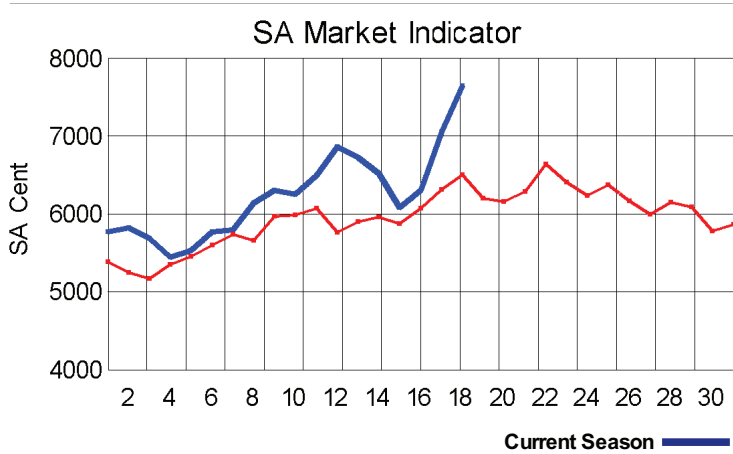
Analysis of Offerings by Broker This Week (Bales)								
Broker	Merino Fleeces	Merino Bellies	Merino Lambs	Merino Backs	Merino Locks	* Other	Total	% Sold
BKB	3962	794	676	1146	723	1351	8652	98.0%
CMW	1044	294	284	295	197	281	2395	97.1%
LAN	271	24	52	32	25	210	614	97.1%
SBL	926	115	148	65	96	166	1516	99.6%
VLW	187	40	50	33	29	98	437	97.5%
Total	6390	1267	1210	1571	1070	2106	13614	98.0%

* Crossbred types, Coarse and Coloured and Inferior



Receipts 2010/2011 Season

Season to Date (Kg.) 29,836,150.9 Previous Season to Date 31,061,213.1 Percentage Change: -3.94%



Current Season — Previous Season —

**Average Fleece Wool Prices (c/kg. clean)
Spinners and Good Topmaking Styles (AWEX Types MF4 and MF5)**

Micron	100+mm	90mm	80mm	70mm	60mm	50mm	40mm	30mm	20mm	10mm
18.0			12196	12350	12167	11372				
18.5		11697	11600	11345	11105	10200	9546			
19.0		10109	10715	10664	9985	9652	8487			
19.5			9347	9159	8742	8597	7756			
20.0		8136	8087	8185	8192	7806	7283			
20.5		7973	7857	7867	7778	7607	6771			
21.0			7697	7501	7514	7397				
21.5		7571	7481	7403	7362	7070				
22.0		7383	7409	7320	7195	6827				
22.5			7306	7161	7074					
23.0			6980							
23.5										
24.0										

* Based on a minimum of 3 lots sold per category

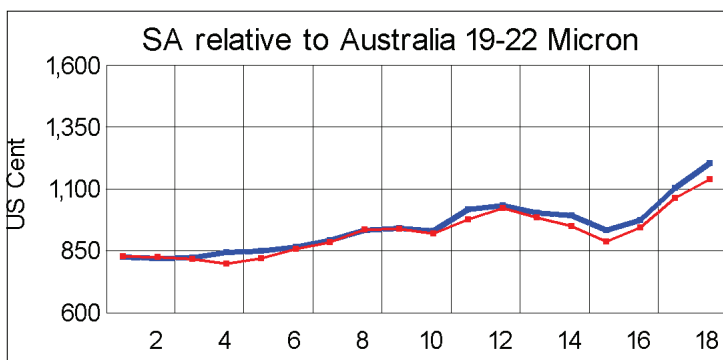
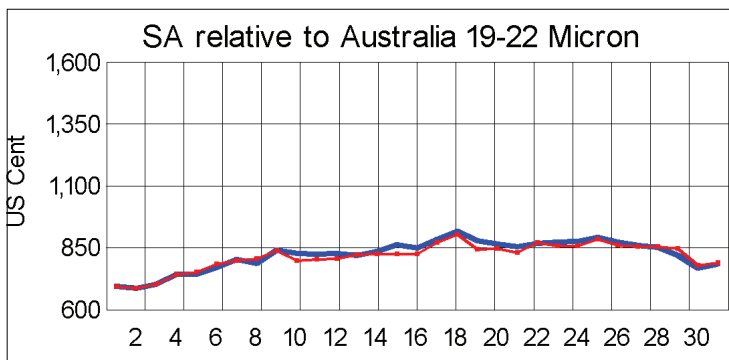
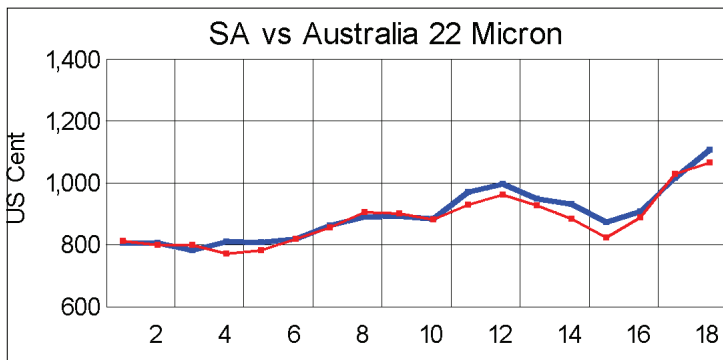
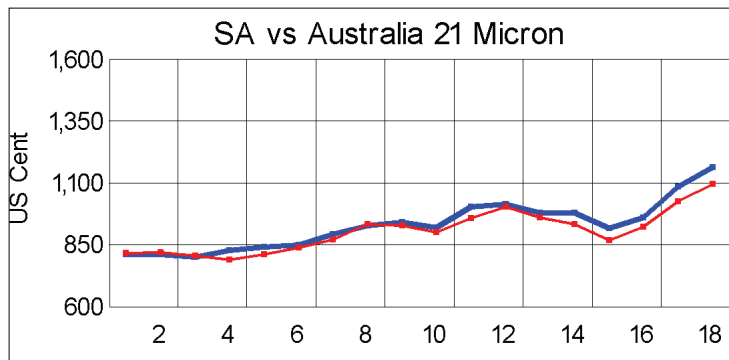
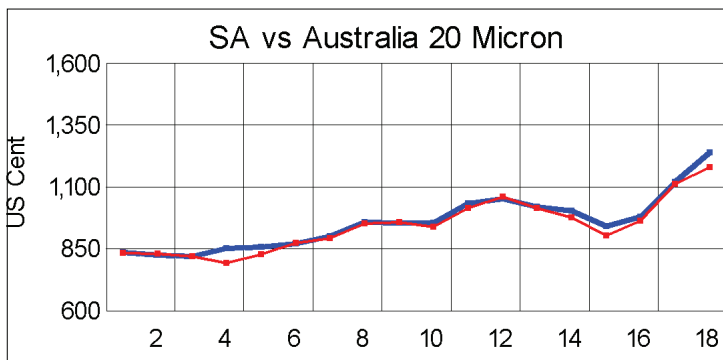
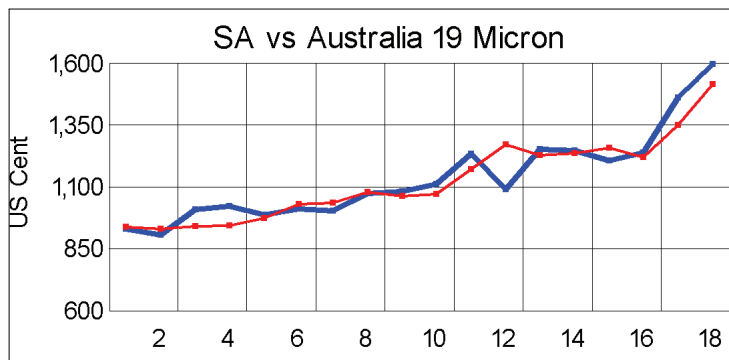
Average Topmaking Styles (AWEX MF6)

Micron	100+mm	90mm	80mm	70mm	60mm	50mm	40mm	30mm	20mm	10mm
18.0										
18.5										
19.0					####		7723			
19.5					8920	8752				
20.0			7872	7659	7960					
20.5			7727	7631	7585					
21.0				6775						
21.5				7324						
22.0				6945						
22.5										
23.0										
23.5										
24.0										

* Based on a minimum of 3 lots sold per category

Other Selected Types/Qualities

	Long			Medium		
	19μ	20μ	21μ	19μ	20μ	21μ
Good Quality						
Lambswool	####	8039		8603	7952	
Bellies	####	7932		####	7424	
Locks				6498	6007	5054
Average Quality						
Lambswool	9972	8601	7491	8335	6637	6329
Bellies	9361	7776	7470	8719	7424	6154
Locks				5418	4483	2796
Inferior Quality						
Fleecewool	8800	7754	6691		6420	5484
Lambswool		7771	7245	7955	5585	
Bellies	7090	7936		7726	6596	5283
Locks				3930	3998	3897



— SA in USc
— Aus in USc

— SA in USc
— Aus in USc

Market Commentary

Another hike in wool prices

PORT ELIZABETH: Wool prices posted another huge increase at this week's sale and Cape Wools' Merino indicator gained 8,4% to close the day at R76,50/kg (clean wool).

This is 32% higher than the opening level and up by almost 18% on the same sale last season.

The increase is in line with the Australian market where the indicator rose to its highest level in 18 years. Continued strong demand for fine and the better style wools, particularly from Europe, and supply concerns are the main driving forces.

The rand, at R6,86, was down 1% against the US dollar. It was also 4,5% weaker against the euro at R9,23. A total of 13 614 bales was offered of which 98% was sold.

Major buyers were Standard Wool SA (4 316 bales), Modiano SA (4 230 bales), Lempriere SA (2 151 bales) and Stucken (1 856 bales).

The finer wools (20 microns and finer) posted the largest increases with 19 microns (MF5) fetching over R100/kg on average.

Average prices for good top-making (MF5), sound, long fleeces (less than 1% seed content) were as follows: 19 microns gained 13,4% to R104,12/kg; 19,5 microns rose 12,7% to close at R94,06/kg; 20 microns were 7% dearer at R80,99/kg; 20,5 microns rose 8,5% to R76,97/kg; 21 microns strengthened by 8% to R75,29/kg; 21,5 microns were up 9,1% at R74,62/kg and 22 microns were 4,6% dearer at R70,01/kg.

Approximately 7 500 bales will be offered at next week's sale.