

# National Weekly Wool Market Report

Season: 2010/2011

Sale Date: 11/12 January 2011



Tel: 27-41-4844301  
 Fax: 27-41-4846792  
 E-mail: stats@capewools.co.za  
 Website: www.capewools.co.za

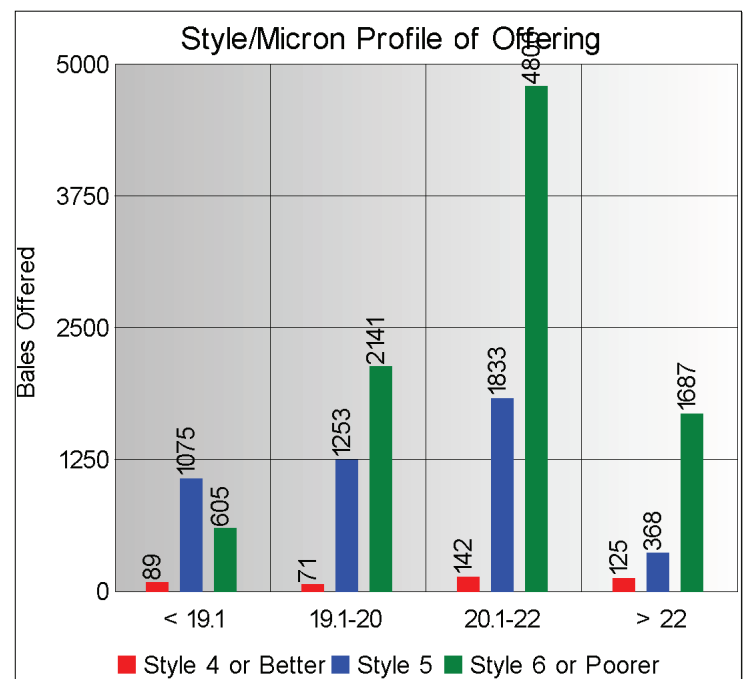
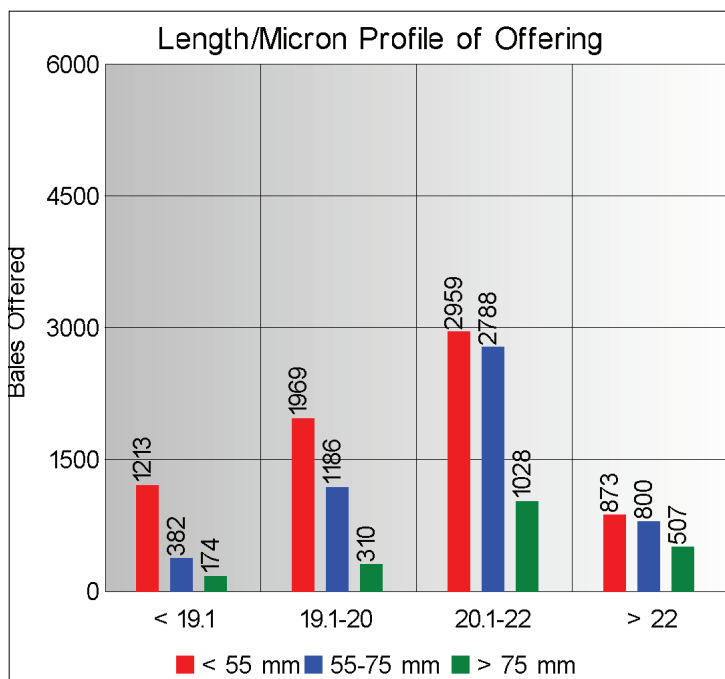
Market Indicators				Buyers			
Indicator Unit	Current Sale	Last Sale	Change	Company	Bales Purchased This Week	% of Purchases	Total Bales Purchased This Season
SA c/kg	7054	6307	11.8%	Standard Wool SA	4505	31.8%	46473
Ave. to date (10/11)	6152	6096	0.9%	G Modiano SA	4451	31.4%	48576
Ave. to date (09/10)	5740			Lempriere SA	2125	15.0%	18963
US c/kg	1038	913	13.7%	Stucken & Co	2000	14.1%	20218
Euro c/kg	799	691	15.6%	Segard Masurel SA	817	5.8%	13062
AWEX EMI	1127	1013	11.3%	New England Wool SA	16	0.1%	2386
				Chargeurs Wool SA			

Exchange Rates			
Currency Unit	This Week	Previous Week	% Change
R/USD	6.7934	6.9079	1.7%
R/Euro	8.8339	9.1330	3.3%
R/AUD	6.7199	6.7683	0.7%
USD/AUD	0.9892	0.9801	-0.9%

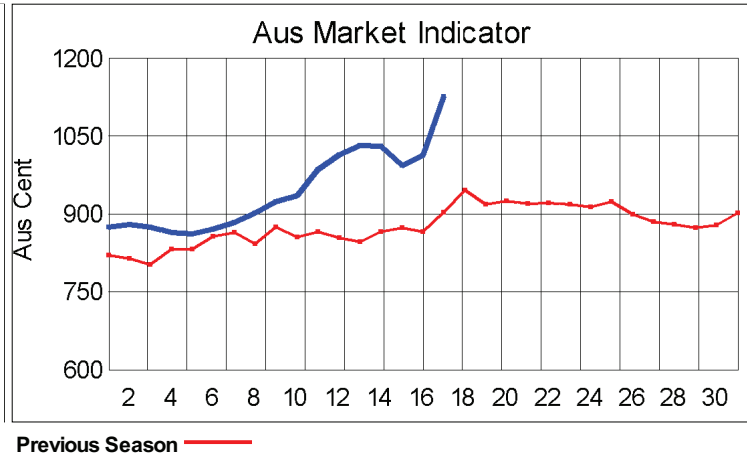
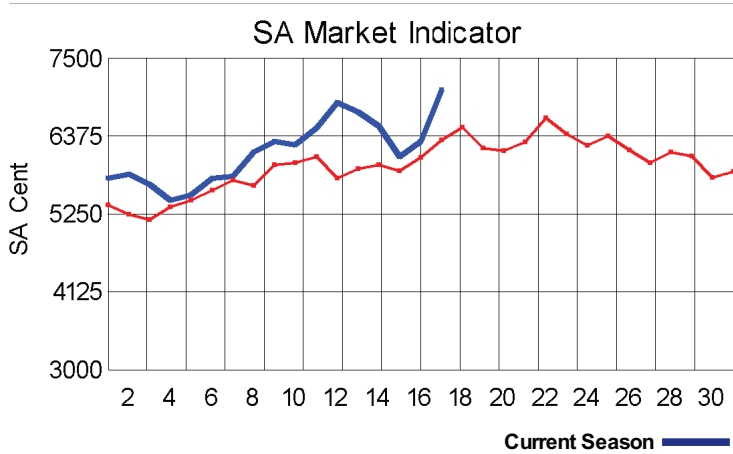
Analysis of Offerings by Broker This Week (Bales)								
Broker	Merino Fleeces	Merino Bellies	Merino Lambs	Merino Backs	Merino Locks	* Other	Total	% Sold
BKB	4334	960	575	1301	866	1657	9693	97.7%
CMW	2082	527	392	662	331	502	4496	98.8%
LAN	0	0	0	0	0	0	0	
SBL	0	0	0	0	0	0	0	
VLW	0	0	0	0	0	0	0	
<b>Total</b>	<b>6416</b>	<b>1487</b>	<b>967</b>	<b>1963</b>	<b>1197</b>	<b>2159</b>	<b>14189</b>	<b>98.1%</b>

\* Crossbred types, Coarse and Coloured and Inferior



## Receipts 2010/2011 Season

Season to Date (Kg.) 29,108,664.1 Previous Season to Date 30,308,280.6 Percentage Change: -3.96%



Current Season — Previous Season —

**Average Fleece Wool Prices (c/kg. clean)  
Spinners and Good Topmaking Styles (AWEX Types MF4 and MF5)**

Micron	100+mm	90mm	80mm	70mm	60mm	50mm	40mm	30mm	20mm	10mm
18.0					10738	10103				
18.5				10295	10213	9367				
19.0			9374	9354	9113	8509		5065		
19.5		8510	8434	8245	8273	7654	6953		4475	
20.0		7820	7713	7589	7427	7179	6134			
20.5			7302	7516	7208	6812	6540	5793		
21.0			7238	7263	7036	6420	6120			
21.5			6889	7253	6784	6289				
22.0			7201		6804	6296				
22.5					6456					
23.0			6003							
23.5										
24.0										

\* Based on a minimum of 3 lots sold per category

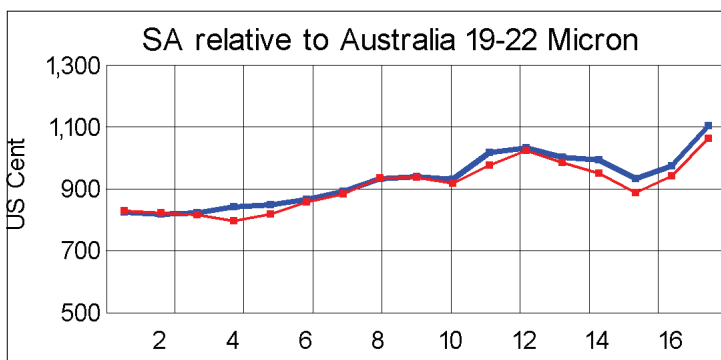
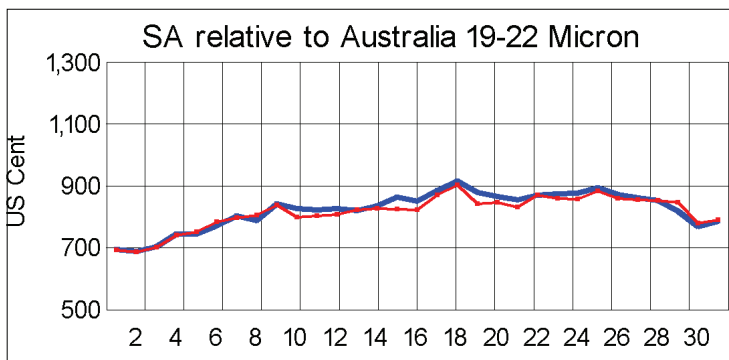
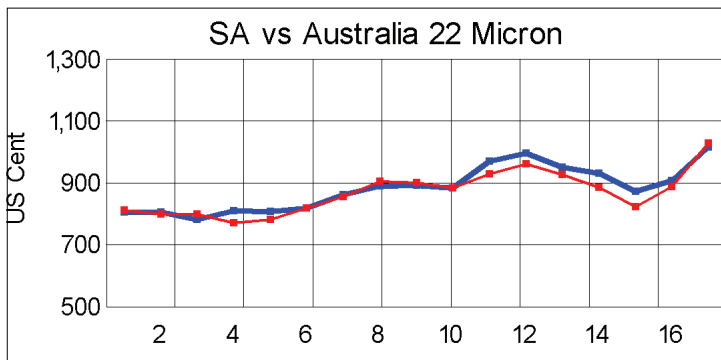
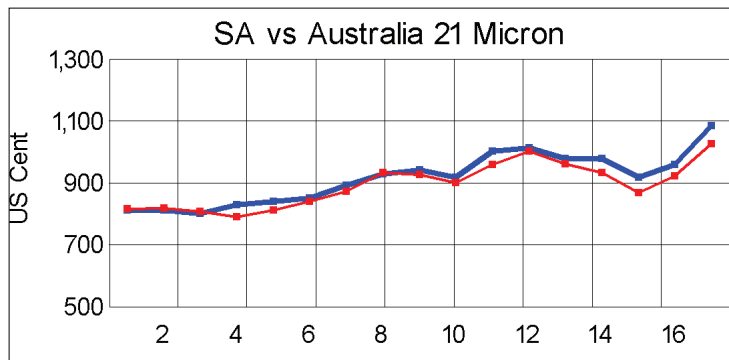
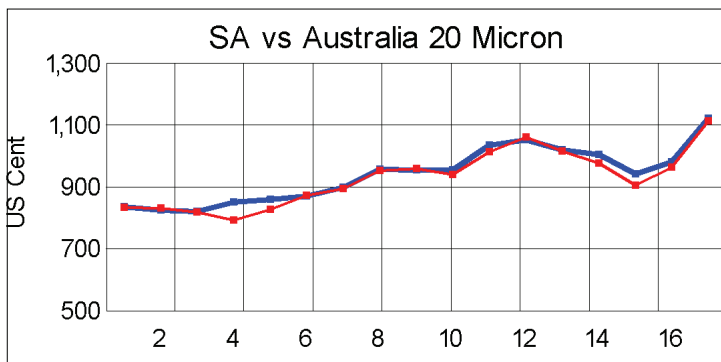
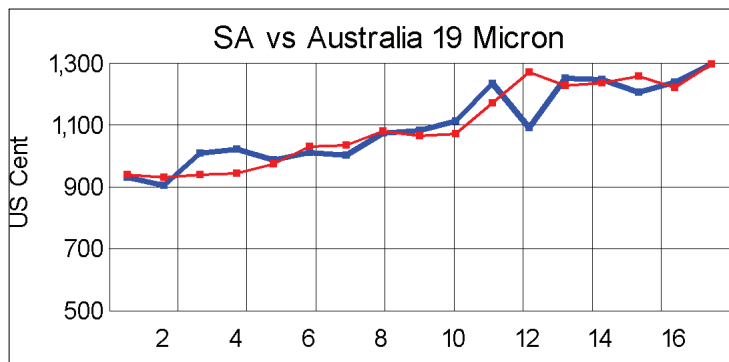
**Average Topmaking Styles (AWEX MF6)**

Micron	100+mm	90mm	80mm	70mm	60mm	50mm	40mm	30mm	20mm	10mm
18.0										
18.5										
19.0							7019			
19.5										
20.0			7405			7003	6406			
20.5			6925	7050	7042	6715				
21.0			6956	6504		6517				
21.5			6769	6665	6685	5884				
22.0										
22.5										
23.0										
23.5										
24.0										

\* Based on a minimum of 3 lots sold per category

**Other Selected Types/Qualities**

	Long			Medium		
	19μ	20μ	21μ	19μ	20μ	21μ
<b>Good Quality</b>						
Lambswool	9821	7772		7825	7433	6121
Bellies		6931		7397	6046	6316
Locks		5027		5797	4712	4703
<b>Average Quality</b>						
Lambswool	8497	7009	6004	7322	6434	5425
Bellies	8547	6520		7311	5999	5951
Locks				5874	4721	4165
<b>Inferior Quality</b>						
Fleecewool	8911	6877	6593	7989	5620	5682
Lambswool				7596		
Bellies		6450		5961	6167	5335
Locks				3432	3839	3587



— SA in USc  
— Aus in USc

— SA in USc  
— Aus in USc

## Market Commentary

### WOOL PRICES SOAR AT FIRST SALE OF NEW YEAR

**PORT ELIZABETH:** Wool prices soared to a record high at the first sale after the Christmas recess and Cape Wools Merino indicator gained 11,8% compared with the previous sale in December to close at R70,54/kg (clean) - up 22% on the opening sale in August 2010.

This increase is in line with the Australian market where the indicator gained over 9% compared with the final sale in December. The market is currently driven by strong demand for fine and the better style wools, particularly from Europe, while supply concerns for the rest of the season also played a role, particularly in view of the floods in Australia.

Good styles and fine wools are expected to be in short supply for the rest of the season.

The rand, at R6,79, was up 1,7% against the US dollar. It appreciated by 3,3% against the euro to R8,83.

Major buyers were Standard Wool SA (4 505 bales), Modiano SA (4 451 bales), Lempriere SA (2 125 bales) and Stucken (2 000 bales).

The prices of all long wool categories were up, with 19,5 micron posting the biggest increase of 14,5%.

Average prices for good top-making (MF5), sound, long fleeces (less than 1% seed content) were as follows: 19 microns gained 8,7% to R91,80/kg; 19,5 microns rose 14,5% to close at R83,47/kg; 20 microns were 13,7% dearer at R75,71/kg; 20,5 microns rose 10,2% to R70,93/kg; 21 microns strengthened by 9,2% to R69,74 /kg; 21,5 microns were up 8,5% at R68,40/kg and 22 microns were 13,9% dearer at R70,01/kg.

The next sale is on 19 January when approximately 14 000 bales will be offered.