

National Weekly Wool Market Report

Season: 2010/2011

Sale Date: 7 & 8 December 2010



Tel: 27-41-4844301
 Fax: 27-41-4846792
 E-mail: stats@capewools.co.za
 Website: www.capewools.co.za

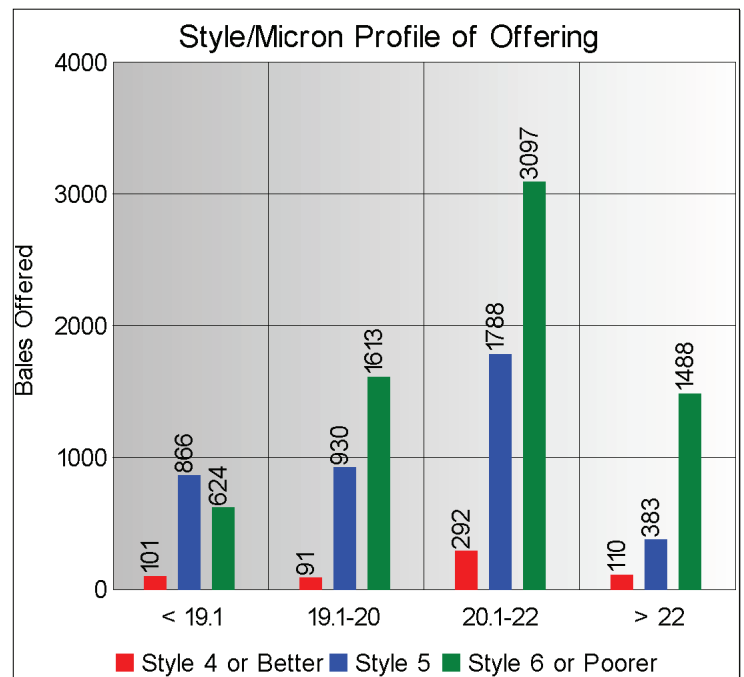
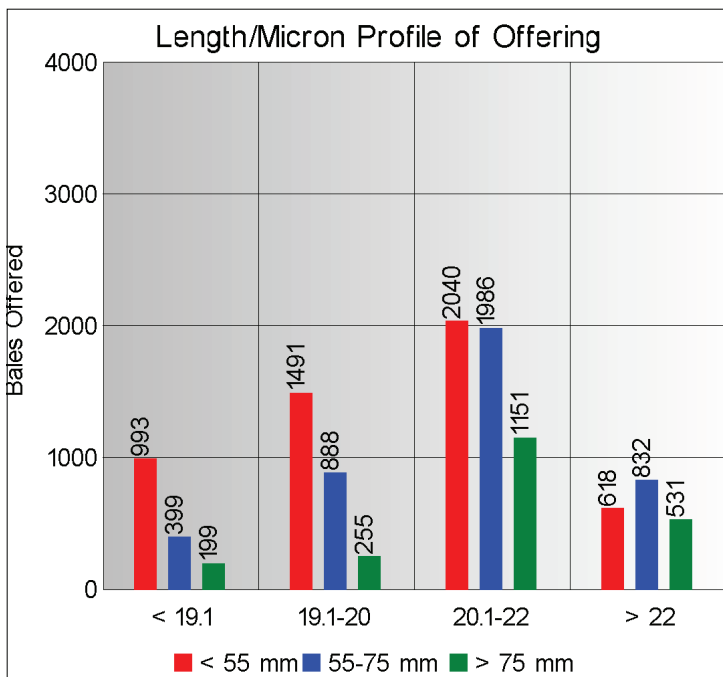
Market Indicators				Buyers			
Indicator Unit	Current Sale	Last Sale	Change	Company	Bales Purchased This Week	% of Purchases	Total Bales Purchased This Season
SA c/kg	6307	6082	3.7%	Standard Wool SA	4370	38.4%	41906
Ave. to date (10/11)	6096	6082	0.2%	G Modiano SA	3383	29.7%	44111
Ave. to date (09/10)	5704			Stucken & Co	1516	13.3%	18175
US c/kg	913	865	5.5%	Lempriere SA	734	6.5%	17564
Euro c/kg	691	663	4.1%	Segard Masurel SA	664	5.8%	12245
AWEX EMI	1013	994	1.9%	New England Wool SA	6	0.1%	2370
				Chargeurs Wool SA			

Exchange Rates			
Currency Unit	This Week	Previous Week	% Change
R/USD	6.9079	7.0288	1.7%
R/Euro	9.1330	9.1714	0.4%
R/AUD	6.7683	6.7592	-0.1%
USD/AUD	0.9801	0.9619	-1.9%

Analysis of Offerings by Broker This Week (Bales)

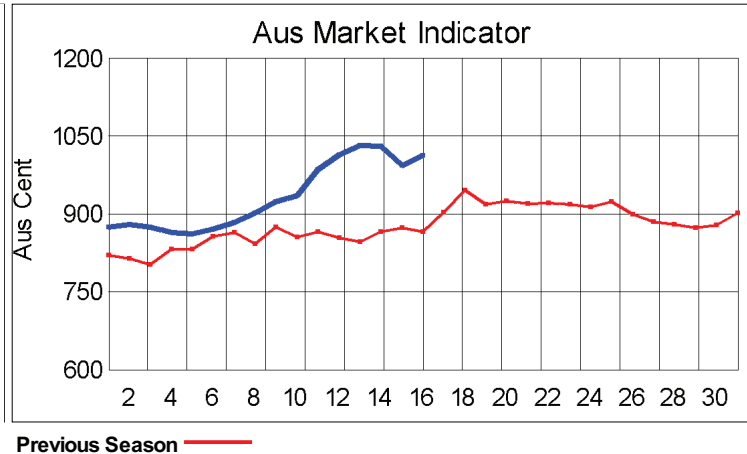
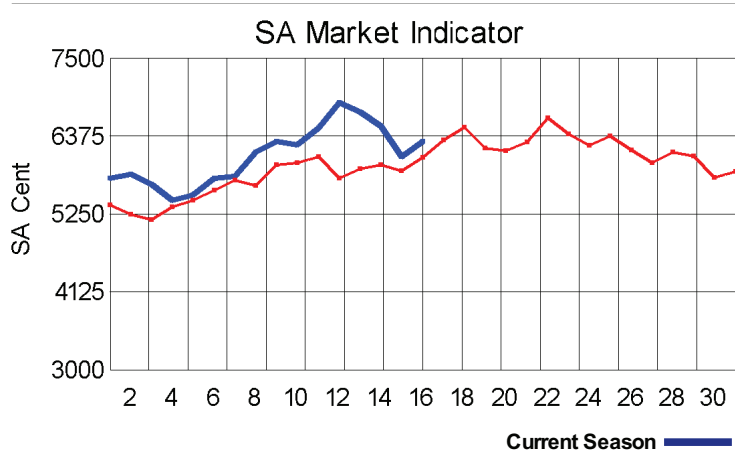
Broker	Merino Fleeces	Merino Bellies	Merino Lambs	Merino Backs	Merino Locks	* Other	Total	% Sold
BKB	3809	668	741	943	570	1742	8473	93.5%
CMW	1523	244	449	299	143	252	2910	94.6%
LAN	0	0	0	0	0	0	0	
SBL	0	0	0	0	0	0	0	
VLW	0	0	0	0	0	0	0	
Total	5332	912	1190	1242	713	1994	11383	93.8%

* Crossbred types, Coarse and Coloured and Inferior



Receipts 2010/2011 Season

Season to Date (Kg.) 24,871,777.6 Previous Season to Date 25,514,386.9 Percentage Change: -2.52%



Current Season — Previous Season —

**Average Fleece Wool Prices (c/kg. clean)
Spinners and Good Topmaking Styles (AWEX Types MF4 and MF5)**

Micron	100+mm	90mm	80mm	70mm	60mm	50mm	40mm	30mm	20mm	10mm
18.0			10017		10089	8995				
18.5			9485	9385	8880	8433				
19.0			8578	8539	8009	8035	6554			
19.5			7606	7627	7203	7036	6309			
20.0		6776	6744	6650	6673	6433	5724			
20.5		6634	6623	6546	6401	6197	5459			
21.0		6549	6529	6452	6308	6041	5240			
21.5		6460	6424	6298	6251	5873				
22.0			6173	5962	6028					
22.5			5761		5910					
23.0				5755	5616					
23.5			5489							
24.0										

* Based on a minimum of 3 lots sold per category

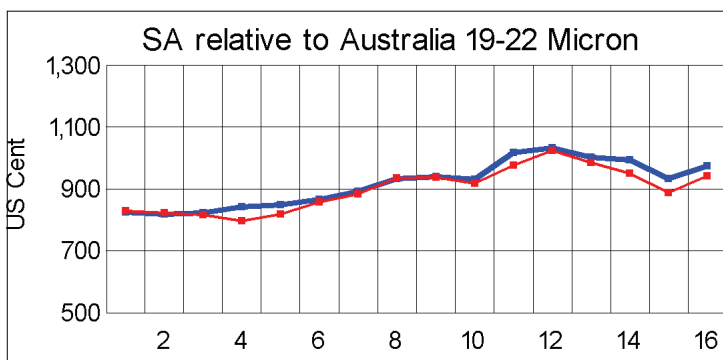
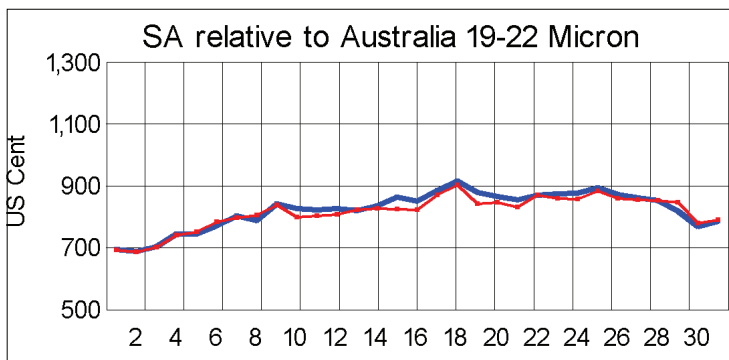
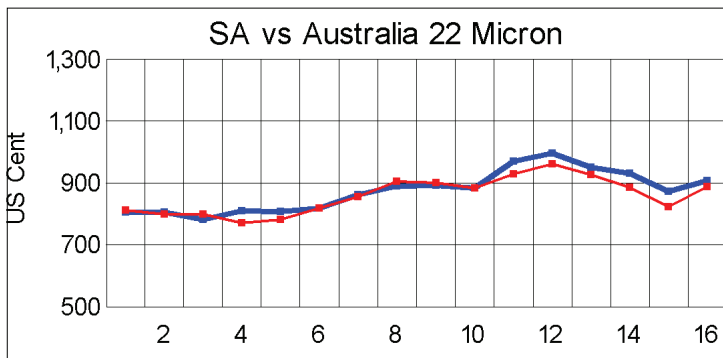
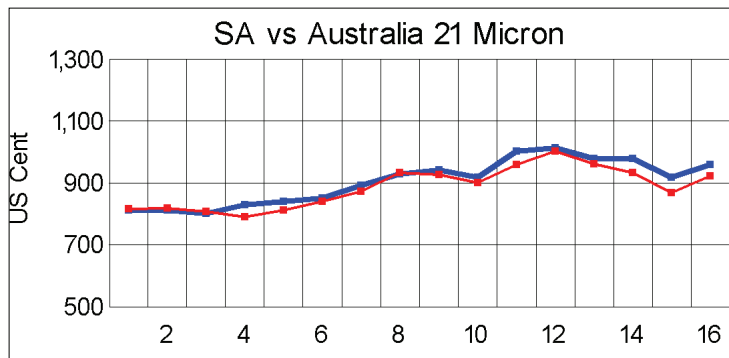
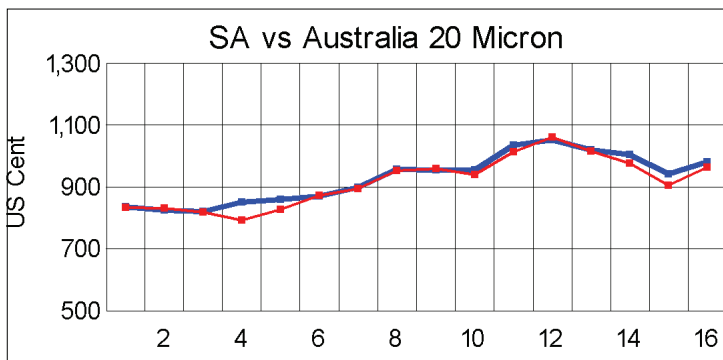
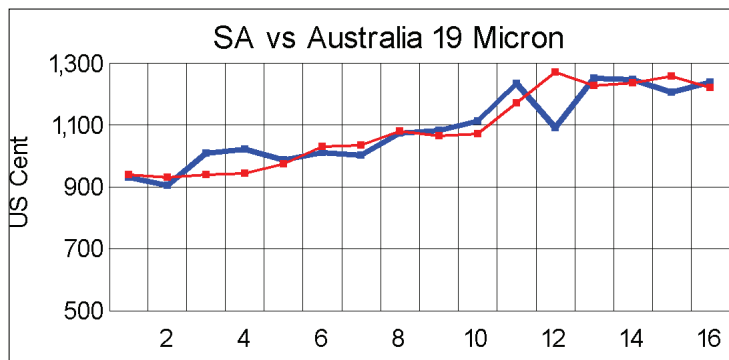
Average Topmaking Styles (AWEX MF6)

Micron	100+mm	90mm	80mm	70mm	60mm	50mm	40mm	30mm	20mm	10mm
18.0										
18.5				9137						
19.0										
19.5				7247						
20.0				6362	6353	6348	4989			
20.5			6534	6413						
21.0			6312	6386	6054	5903				
21.5			6157	6144						
22.0			5868	5897		5239				
22.5				5637	5638	4939	4845			
23.0										
23.5										
24.0										

* Based on a minimum of 3 lots sold per category

Other Selected Types/Qualities

	Long			Medium		
<u>Good Quality</u>	19μ	20μ	21μ	19μ	20μ	21μ
Lambswool	8859	6714		7471	5700	5451
Bellies	7507	6649	5991	7576	5994	5592
Locks			4065	5715	5258	4517
<u>Average Quality</u>						
Lambswool	7514	6950		6719	5612	4693
Bellies		6022	5571	7012	6107	5164
Locks				4554	4423	4032
<u>Inferior Quality</u>						
Fleecewool	6694	6221	5965	7166	5772	4835
Lambswool	8688	5795		5085		
Bellies	7379	6050	5796	6802	5345	5014
Locks				3806	3592	3589



— SA in USc
— Aus in USc

— SA in USc
— Aus in USc

Market Commentary

WOOL PRICES RISE AT LAST SALE BEFORE CHRISTMAS RECESS

PORT ELIZABETH: The final sale before the Christmas recess brought early Christmas cheer to producers when the market recouped some of its recent losses and Cape Wools Merino indicator gained 3,7% to close at R63,07/kg (clean).

This increase is attributed largely to improved demand at early processing level, which was also evident in the higher sales percentage when 94% of the 11 383 bales offered was sold, compared with only 88% sold last week.

The rand, at R6,90, was 1,7% up against the US dollar. It also appreciated by a marginal 0,4% against the euro to R9,13.

Major buyers were Standard Wool SA (4 370 bales), Modiano SA (3 383 bales), and Stucken (1 516 bales).

Medium wools (21 to 22 microns) posted the largest increases of between 4% and almost 7%.

Average prices for good top-making (MF5), sound, long fleeces (less than 1% seed content) were as follows: 19 microns dropped 4,6% to R84,49/kg; 19,5 microns gained 1,9% to close at R72,89/kg; 20 microns were 4,6% dearer at R66,60/kg; 20,5 microns rose 4,1% to R64,36/kg; 21 microns strengthened by 4,4% to R63,86/kg; 21,5 microns were up 6,8% at R63,05/kg and 22 microns were 5,9% dearer at R61,45/kg.

The first sale after the Christmas recess has been scheduled for 12 January 2011.