

National Weekly Wool Market Report

Season: 2010/2011

Sale Date: 24 November 2010



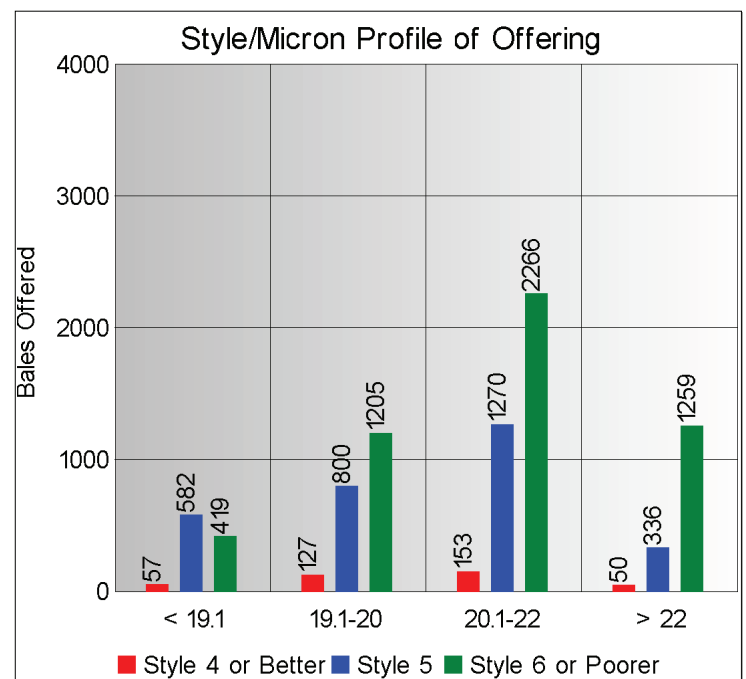
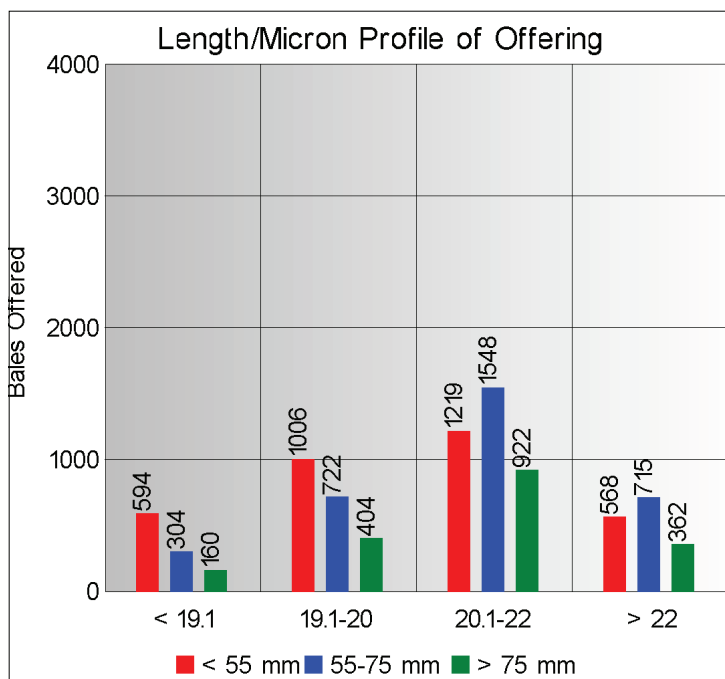
Tel: 27-41-4844301
 Fax: 27-41-4846792
 E-mail: stats@capewools.co.za
 Website: www.capewools.co.za

Market Indicators				Buyers			
Indicator Unit	Current Sale	Last Sale	Change	Company	Bales Purchased This Week	% of Purchases	Total Bales Purchased This Season
SA c/kg	6528	6728	-3.0%	G Modiano SA	3199	37.5%	38925
Ave. to date (10/11)	6082	6048	0.6%	Standard Wool SA	1956	23.0%	33812
Ave. to date (09/10)	5665			Stucken & Co	1137	13.3%	14949
US c/kg	926	961	-3.6%	Segard Masurel SA	744	8.7%	10781
Euro c/kg	692	712	-2.8%	Lempriere SA	701	8.2%	15141
AWEX EMI	1031	1033	-0.2%	New England Wool SA	271	3.2%	1960
				Chargeurs Wool SA			

Exchange Rates			
Currency Unit	This Week	Previous Week	% Change
R/USD	7.0507	7.0038	-0.7%
R/Euro	9.4352	9.4498	0.2%
R/AUD	6.9064	6.8331	-1.1%
USD/AUD	0.9795	0.9759	-0.4%

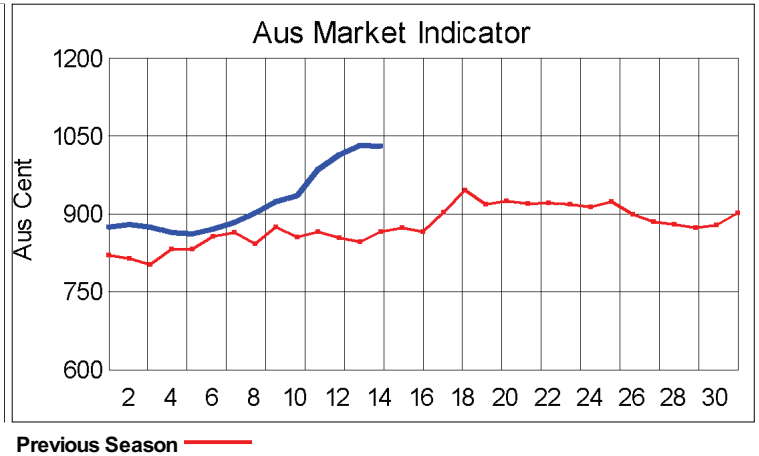
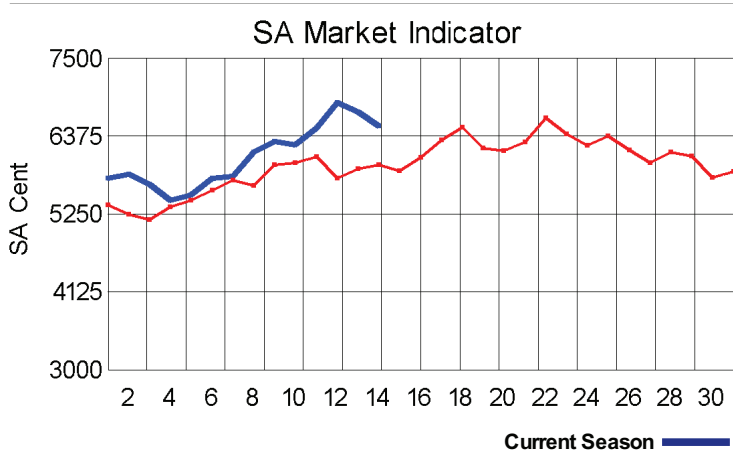
Analysis of Offerings by Broker This Week (Bales)								
Broker	Merino Fleeces	Merino Bellies	Merino Lambs	Merino Backs	Merino Locks	* Other	Total	% Sold
BKB	3148	491	579	744	469	841	6272	92.8%
CMW	1255	209	274	254	112	148	2252	97.3%
LAN	0	0	0	0	0	0	0	
SBL	0	0	0	0	0	0	0	
VLW	0	0	0	0	0	0	0	
Total	4403	700	853	998	581	989	8524	94.0%

* Crossbred types, Coarse and Coloured and Inferior



Receipts 2010/2011 Season

Season to Date (Kg.) 22,333,580.5 Previous Season to Date 22,635,080.7 Percentage Change: -1.33%



Current Season — Previous Season —

**Average Fleece Wool Prices (c/kg. clean)
Spinners and Good Topmaking Styles (AWEX Types MF4 and MF5)**

Micron	100+mm	90mm	80mm	70mm	60mm	50mm	40mm	30mm	20mm	10mm
18.0				####						
18.5			9786	9792	####					
19.0			8804	8688	8306	7983				
19.5		7689	7715	7813	7549	7178				
20.0		6977	6896	6832	6813	6578				
20.5			6788	6755	6631					
21.0		6743	6646	6577	6491					
21.5			6500	6408	6323	6131				
22.0			6266			6028				
22.5										
23.0										
23.5										
24.0										

* Based on a minimum of 3 lots sold per category

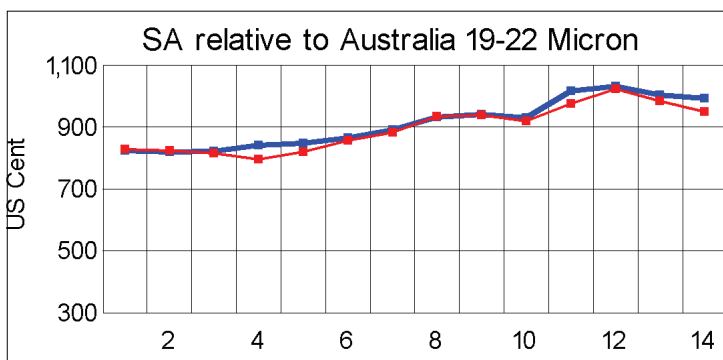
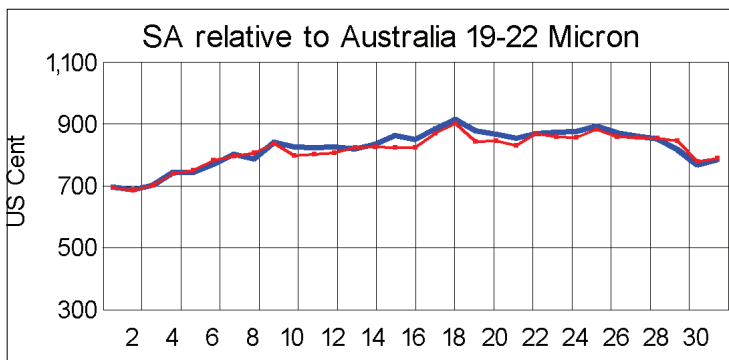
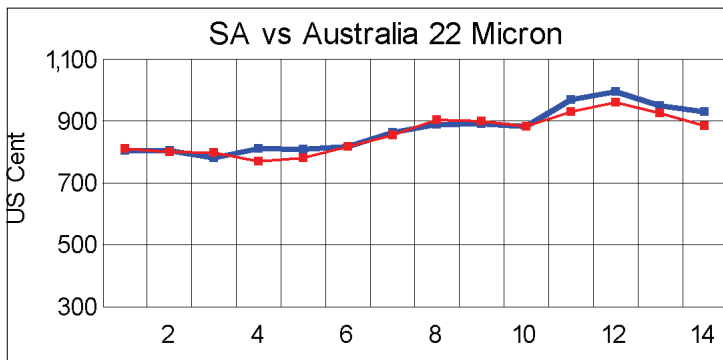
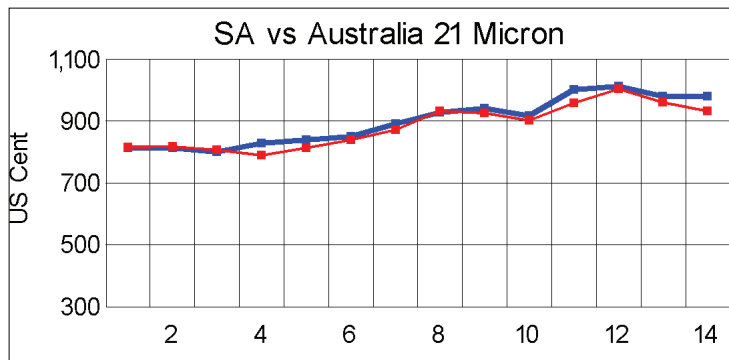
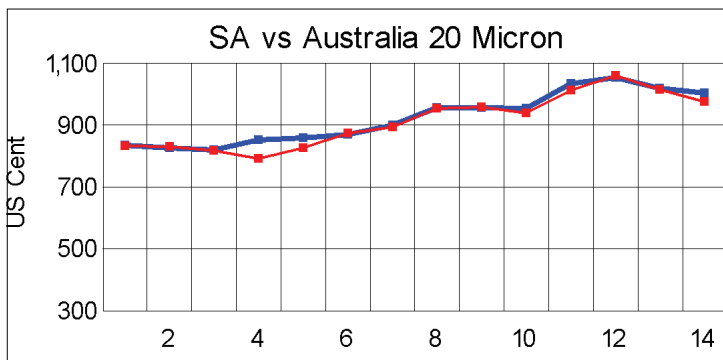
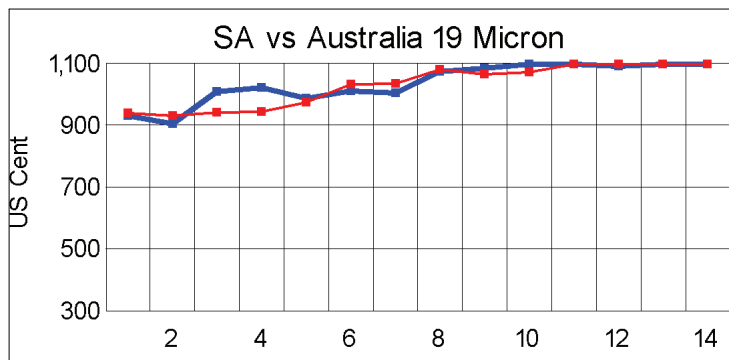
Average Topmaking Styles (AWEX MF6)

Micron	100+mm	90mm	80mm	70mm	60mm	50mm	40mm	30mm	20mm	10mm
18.0										
18.5										
19.0										
19.5										
20.0			6707	6769		6294				
20.5			6515	6554	6208	6300				
21.0					6279					
21.5			6236	6120						
22.0				6165						
22.5										
23.0										
23.5										
24.0										

* Based on a minimum of 3 lots sold per category

Other Selected Types/Qualities

	Long			Medium		
<u>Good Quality</u>	19μ	20μ	21μ	19μ	20μ	21μ
Lambswool	9204	7628		7359	6649	6375
Bellies		6630			6268	6250
Locks		5071		4530	4441	4582
<u>Average Quality</u>						
Lambswool	7995	6300	6281	6440	5587	6013
Bellies	7800	6057	5621	6843	6482	5439
Locks		3574		4002	3789	3505
<u>Inferior Quality</u>						
Fleecewool	7425	5567	5514		4581	
Lambswool				8663		
Bellies	6689	6220		5747	5646	5742
Locks	3531	3531		3505	3693	3804



— SA in USc
— Aus in USc

— SA in USc
— Aus in USc

Market Commentary

WOOL PRICES DOWN

PORT ELIZABETH: Wool prices softened for a second consecutive week as the market receded from its recent high levels and Cape Wools' Merino indicator shed 3% compared with last week to close at R65,28/kg (clean).

Although the overall indicator has given up some of its recent gains, it still is 13% up on the opening level.

Buyers say a downward correction was expected following the sharp increase in prices, which saw the indicator gaining 18% in the six weeks from October to the second week in November.

A marginal weakening of the rand was also insufficient to stem this downward correction. The rand, at R7,05, was 0,7% weaker against the US dollar, but was 0,2% stronger against the euro at R9,44 compared with last week's exchange rates.

The offering comprised 8 542 bales of which 94% was sold. Major buyers were Modiano SA (3 199 bales), Standard Wool SA (1 956 bales) and Stucken (1 137 bales).

Average prices for good top-making (MF5), sound, long fleeces (less than 1% seed content) were as follows: 19 microns gained 1,4% to R87,29/kg; 19,5 microns dropped 2,7% to close at R76,84/kg; 20 microns were 3,2% cheaper at R68,98/kg; 20,5 microns shed 3,6% to close at R66,57/kg; 21 microns were down by 2,2% to R65,88/kg; 21,5 microns were 2,8% cheaper at R64,26/kg and 22 microns dropped 3,8% to R62,49/kg.

Approximately 11 500 bales will come under the hammer at next week's sale. The final sale before the Christmas recess has been scheduled for 8 December.