

National Weekly Wool Market Report

Season: 2010/2011

Sale Date: 9 & 10 November 2010



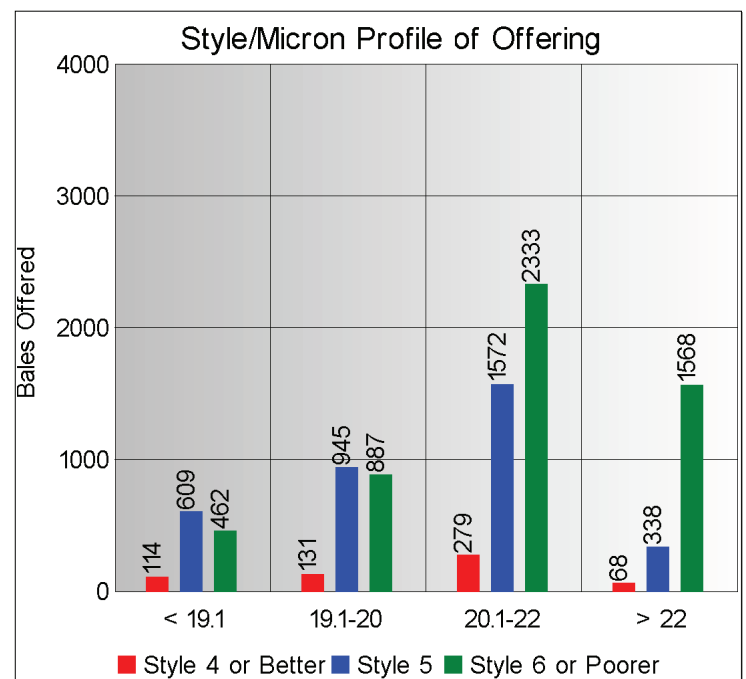
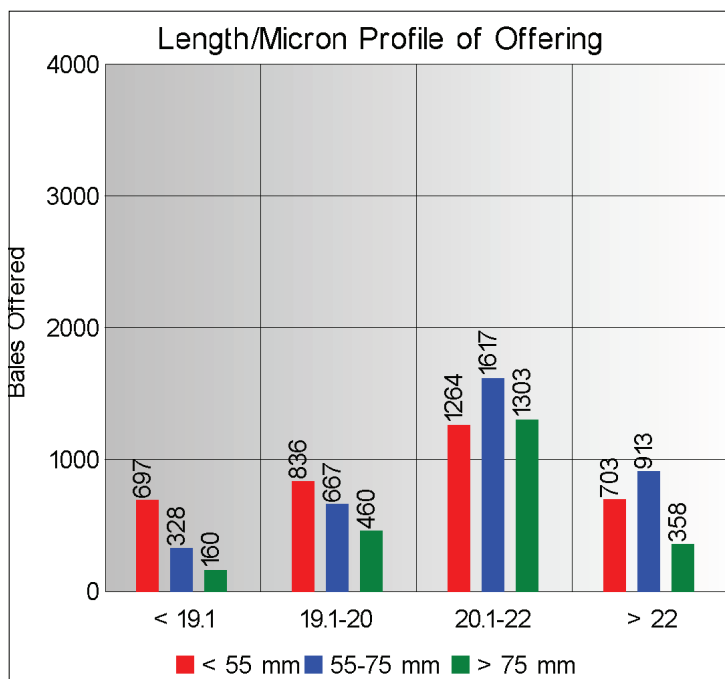
Tel: 27-41-4844301
 Fax: 27-41-4846792
 E-mail: stats@capewools.co.za
 Website: www.capewools.co.za

Market Indicators				Buyers			
Indicator Unit	Current Sale	Last Sale	Change	Company	Bales Purchased This Week	% of Purchases	Total Bales Purchased This Season
SA c/kg	6866	6502	5.6%	G Modiano SA	3490	37.5%	32073
Ave. to date (10/11)	5991	5911	1.4%	Standard Wool SA	2781	29.9%	27643
Ave. to date (09/10)	5620			Lempriere SA	1084	11.7%	13203
US c/kg	1007	950	6.0%	Stucken & Co	984	10.6%	12582
Euro c/kg	731	678	7.8%	Segard Masurel SA	752	8.1%	9158
AWEX EMI	1015	987	2.8%	New England Wool SA	111	1.2%	1442
				Chargeurs Wool SA			

Exchange Rates			
Currency Unit	This Week	Previous Week	% Change
R/USD	6.8163	6.8410	0.4%
R/Euro	9.3978	9.5948	2.1%
R/AUD	6.8482	6.8268	-0.3%
USD/AUD	1.0048	0.9978	-0.7%

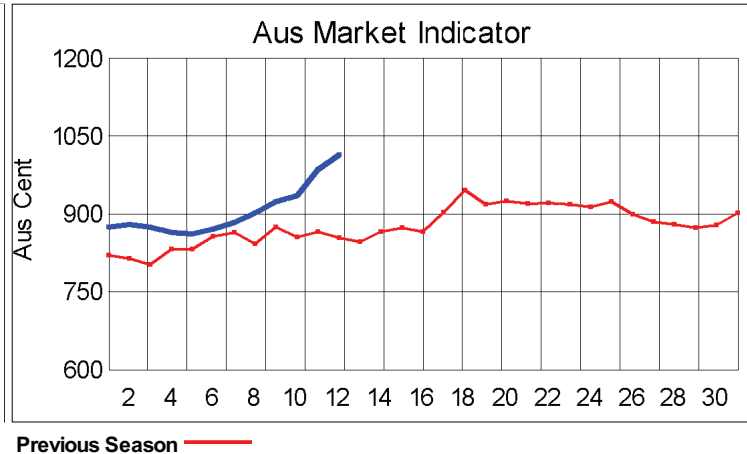
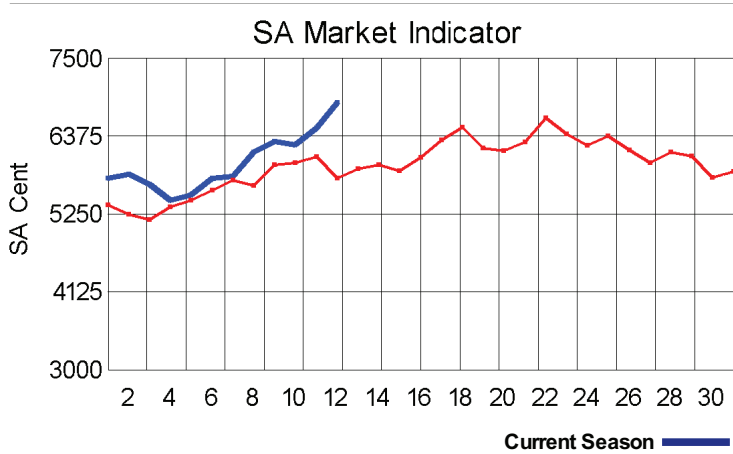
Analysis of Offerings by Broker This Week (Bales)								
Broker	Merino Fleeces	Merino Bellies	Merino Lambs	Merino Backs	Merino Locks	* Other	Total	% Sold
BKB	3374	485	549	609	502	736	6255	99.1%
CMW	1586	309	496	288	191	181	3051	98.5%
LAN	0	0	0	0	0	0	0	
SBL	0	0	0	0	0	0	0	
VLW	0	0	0	0	0	0	0	
Total	4960	794	1045	897	693	917	9306	98.9%

* Crossbred types, Coarse and Coloured and Inferior



Receipts 2010/2011 Season

Season to Date (Kg.) 19,601,114.5 Previous Season to Date 19,586,260.0 Percentage Change: 0.08%



Current Season — Previous Season —

**Average Fleece Wool Prices (c/kg. clean)
Spinners and Good Topmaking Styles (AWEX Types MF4 and MF5)**

Micron	100+mm	90mm	80mm	70mm	60mm	50mm	40mm	30mm	20mm	10mm
18.0				####		8833				
18.5			9359	9576			8088			
19.0			8648	8769	8260	7974	7676			
19.5		7908	7941	7909	7866	7586	7165			
20.0		7257	7192	7302	7181	6937	6481			
20.5		7098	7042	6968	6951	6840	6756			
21.0		6908	6917	6843		6734	6721			
21.5		6790	6788	6749	6562	6531				
22.0		6632	6627	6570	6614					
22.5		6532	6544							
23.0										
23.5										
24.0										

* Based on a minimum of 3 lots sold per category

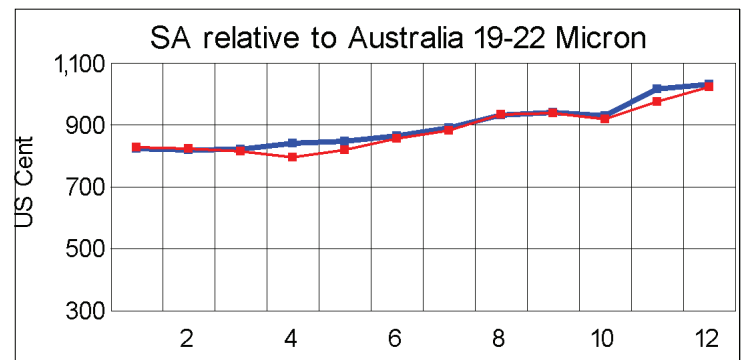
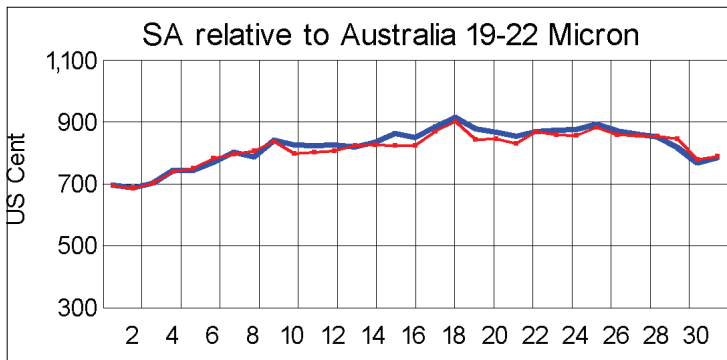
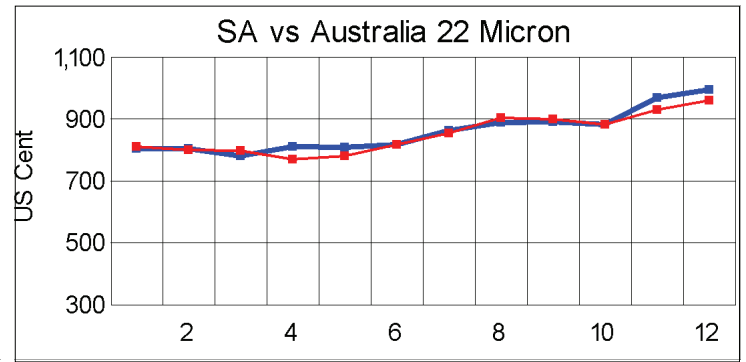
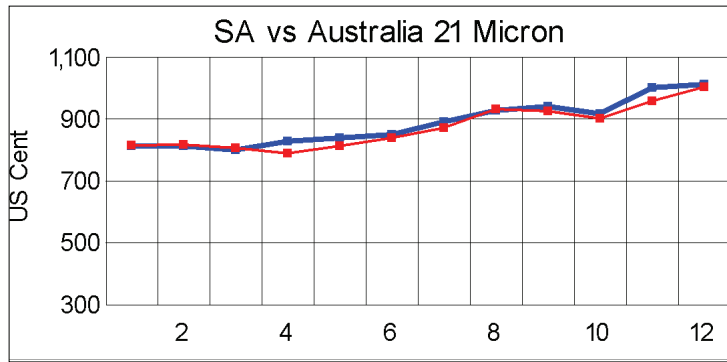
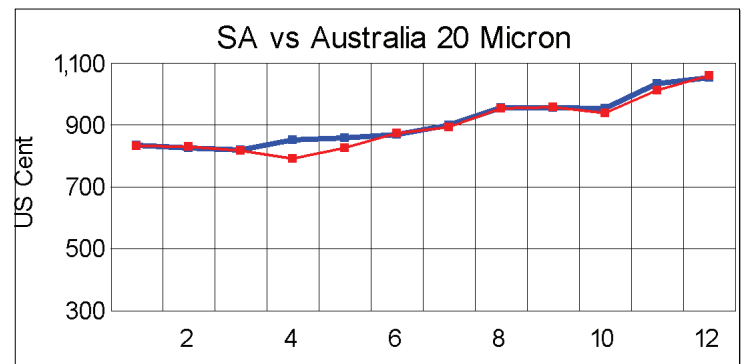
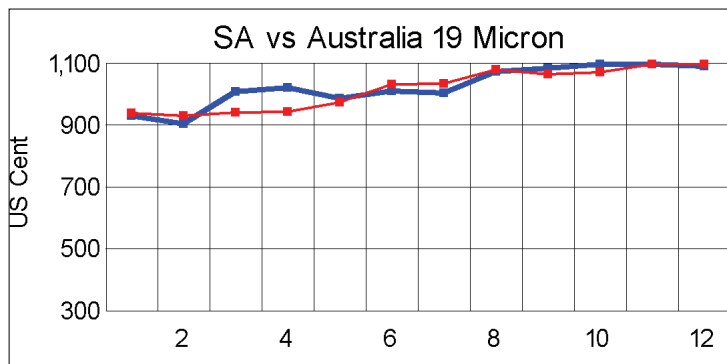
Average Topmaking Styles (AWEX MF6)

Micron	100+mm	90mm	80mm	70mm	60mm	50mm	40mm	30mm	20mm	10mm
18.0										
18.5							5789			
19.0			8675							
19.5			7735	7881			7533			
20.0			7117							
20.5			6923	6701	6785	6945				
21.0			6799	6627	6766					
21.5			6688	6398			4952			
22.0				6469	6283	6068				
22.5										
23.0										
23.5										
24.0			5587							

* Based on a minimum of 3 lots sold per category

Other Selected Types/Qualities

	Long			Medium		
	19μ	20μ	21μ	19μ	20μ	21μ
Good Quality						
Lambswool	8815	7238	6823	7441	6613	6795
Bellies		7277		7833	7008	
Locks	5621			5455	5040	5857
Average Quality						
Lambswool	8378	6543	6024	6641	5904	5883
Bellies	7379	6892	6242	7255	6260	5862
Locks				4889	4208	3878
Inferior Quality						
Fleecewool	7847	6670	6467		6289	5575
Lambswool	8504			6443	5783	4354
Bellies	6688	6469	5487	6161	5600	5544
Locks	3739	4188	3592	3889	3763	3573



— SA in USc
— Aus in USc

— SA in USc
— Aus in USc

Market Commentary

Wool prices SOAR TO FRESH SEASONAL HIGH

PORT ELIZABETH: Wool prices posted another substantial gain at this week's sale when Cape Wools' Merino indicator rose 5,6% to a fresh seasonal high of R68,99/kg (clean). This is up 19% on the opening level and 16% higher than the same sale last season.

Continued low stocks in the wool textile pipeline and supply concerns are some of the driving forces behind the price increase. According to the latest production forecasts, world wool supplies will remain tight in the 2010/11 season.

In Australia, the indicator gained 2,5% to also reach a fresh seasonal high of 1 015 Australian cents a kilogram.

The rand, at R6,81, was up by a marginal 0,4% against the US dollar. It was 2,1% stronger against the euro at R9,40.

The offering comprised 9 306 bales of which 99% was sold. Major buyers were Modiano SA (3 491 bales), Standard Wool SA (2 781 bales), Lempriere (1 084 bales), and Stucken (983 bales).

Prices rose across the board, but the biggest gains were posted in the fine wool categories, with 19 microns increasing by 8%. The highest price of R87/kg was paid for a bale of 17,4 microns sold by Perdeberg Boerdery.

Average prices for good top-making (MF5), sound, long fleeces (less than 1% seed content) were as follows: 19 microns increased by 8,2% to R86,78/kg; 19,5 microns gained 5,1% to close at R78,01/kg; 20 microns were 4,3% dearer at R72,37/kg; 20,5 microns rose 4% to R69,65/kg; 21 microns strengthened by 4,3% to R68,48/kg; 21,5 microns were up 4,8% at R67,49/kg and 22 microns were 3,1% dearer at R65,66/kg.

Approximately 12 000 bales will be offered at next week's sale.