

# National Weekly Wool Market Report

Season: 2010/2011

Sale Date: 19/20 October 2010



Tel: 27-41-4844301  
 Fax: 27-41-4846792  
 E-mail: stats@capewools.co.za  
 Website: www.capewools.co.za

| Market Indicators    |              |           |        | Buyers              |                           |                |                                   |
|----------------------|--------------|-----------|--------|---------------------|---------------------------|----------------|-----------------------------------|
| Indicator Unit       | Current Sale | Last Sale | Change | Company             | Bales Purchased This Week | % of Purchases | Total Bales Purchased This Season |
| SA c/kg              | 6309         | 6148      | 2.6%   | Standard Wool SA    | 3546                      | 33.9%          | 18320                             |
| Ave. to date (10/11) | 5807         | 5745      | 1.1%   | G Modiano SA        | 3473                      | 33.2%          | 24242                             |
| Ave. to date (09/10) | 5512         |           |        | Stucken & Co        | 1504                      | 14.4%          | 8993                              |
| US c/kg              | 914          | 905       | 0.9%   | Segard Masurel SA   | 1021                      | 9.8%           | 6965                              |
| Euro c/kg            | 661          | 648       | 2.1%   | Lempriere SA        | 711                       | 6.8%           | 9100                              |
| AWEX EMI             | 924          | 903       | 2.3%   | New England Wool SA | 100                       | 1.0%           | 1231                              |
|                      |              |           |        | Chargeurs Wool SA   |                           |                |                                   |

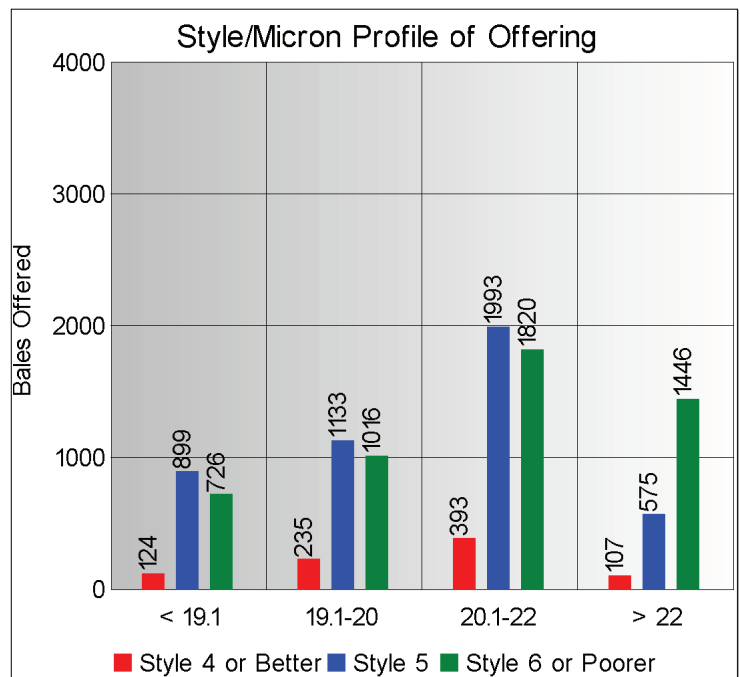
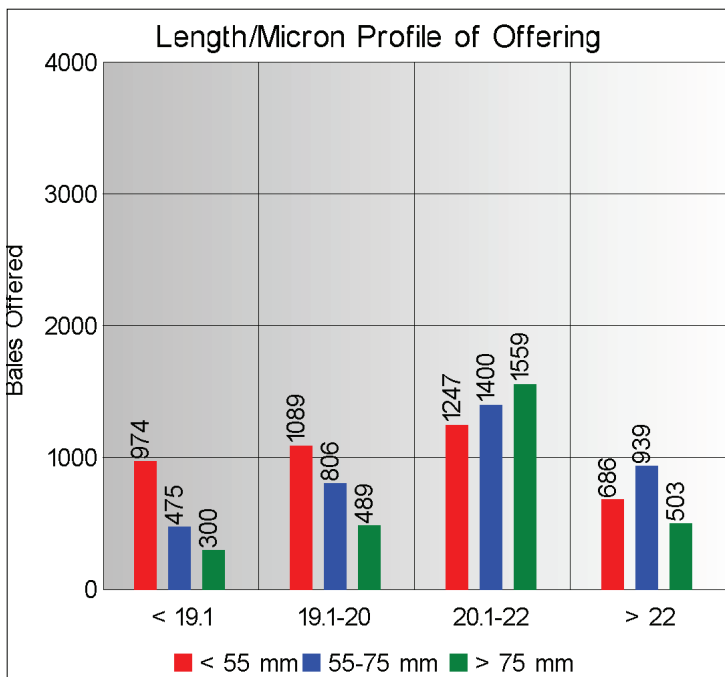
  

| Exchange Rates |           |               |          |
|----------------|-----------|---------------|----------|
| Currency Unit  | This Week | Previous Week | % Change |
| R/USD          | 6.9064    | 6.7918        | -1.7%    |
| R/Euro         | 9.5392    | 9.4885        | -0.5%    |
| R/AUD          | 6.7495    | 6.7023        | -0.7%    |
| USD/AUD        | 0.9770    | 0.9869        | 1.0%     |

## Analysis of Offerings by Broker This Week (Bales)

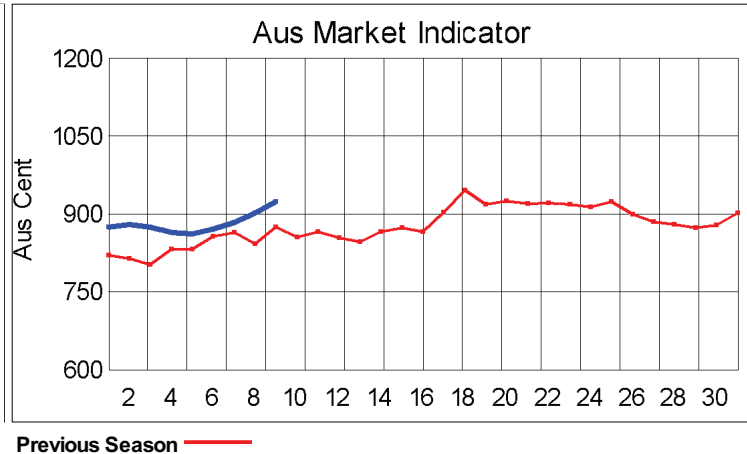
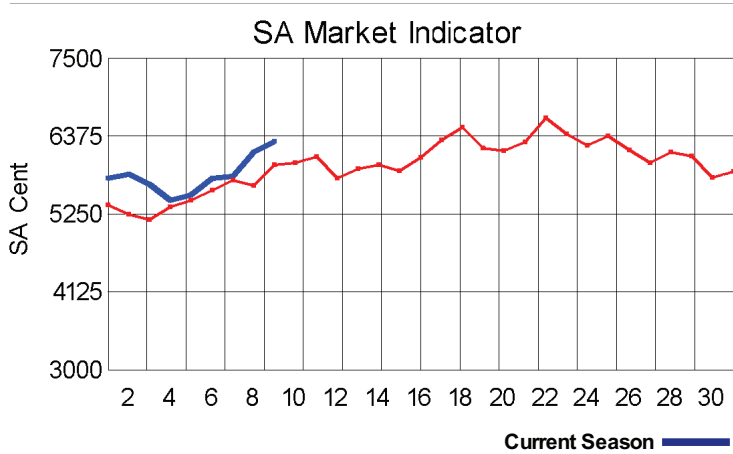
| Broker       | Merino Fleeces | Merino Bellies | Merino Lambs | Merino Backs | Merino Locks | * Other     | Total        | % Sold       |
|--------------|----------------|----------------|--------------|--------------|--------------|-------------|--------------|--------------|
| BKB          | 2828           | 484            | 476          | 368          | 397          | 580         | 5133         | 98.8%        |
| CMW          | 1579           | 255            | 521          | 239          | 190          | 221         | 3005         | 99.6%        |
| LAN          | 327            | 37             | 17           | 25           | 58           | 140         | 604          | 94.9%        |
| SBL          | 464            | 61             | 75           | 55           | 64           | 114         | 833          | 99.6%        |
| VLW          | 455            | 85             | 93           | 88           | 55           | 116         | 892          | 99.8%        |
| <b>Total</b> | <b>5653</b>    | <b>922</b>     | <b>1182</b>  | <b>775</b>   | <b>764</b>   | <b>1171</b> | <b>10467</b> | <b>98.9%</b> |

\* Crossbred types, Coarse and Coloured and Inferior



## Receipts 2010/2011 Season

Season to Date (Kg.) 14,146,765.3 Previous Season to Date 14,682,866.7 Percentage Change: -3.65%



Current Season — Previous Season —

**Average Fleece Wool Prices (c/kg. clean)  
Spinners and Good Topmaking Styles (AWEX Types MF4 and MF5)**

| Micron | 100+mm | 90mm | 80mm | 70mm | 60mm | 50mm | 40mm | 30mm | 20mm | 10mm |
|--------|--------|------|------|------|------|------|------|------|------|------|
| 18.0   |        |      | 8262 |      | 8047 | 7856 |      |      |      |      |
| 18.5   |        |      | 8054 | 7830 | 7932 | 7612 | 6428 |      |      |      |
| 19.0   |        | 7295 | 7452 | 7336 | 7373 | 7217 | 6038 |      |      |      |
| 19.5   |        |      | 7073 | 6966 | 6843 | 6799 |      |      |      |      |
| 20.0   |        | 6814 | 6708 | 6615 | 6532 | 6484 |      |      |      |      |
| 20.5   |        | 6585 | 6489 | 6489 | 6365 | 6244 |      |      |      |      |
| 21.0   |        | 6144 | 6490 | 6405 | 6409 | 6088 |      |      |      |      |
| 21.5   |        | 6392 | 6339 | 6313 | 6161 | 5889 | 5386 |      |      |      |
| 22.0   |        | 6408 | 6217 | 6133 | 6101 |      |      |      |      |      |
| 22.5   |        |      | 5625 | 6140 |      |      |      |      |      |      |
| 23.0   |        | 6184 | 6051 |      |      |      |      |      |      |      |
| 23.5   |        |      |      | 5760 |      |      |      |      |      |      |
| 24.0   |        |      |      |      |      |      |      |      |      |      |

\* Based on a minimum of 3 lots sold per category

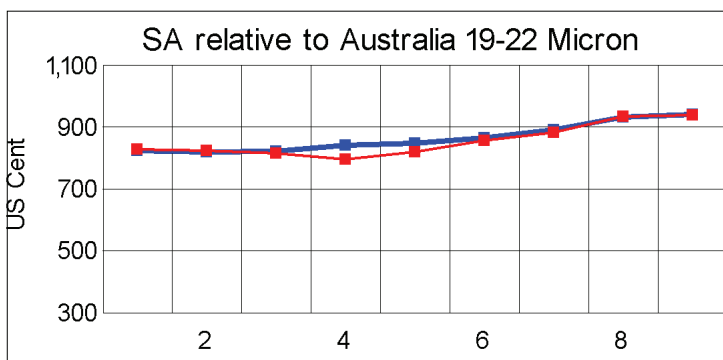
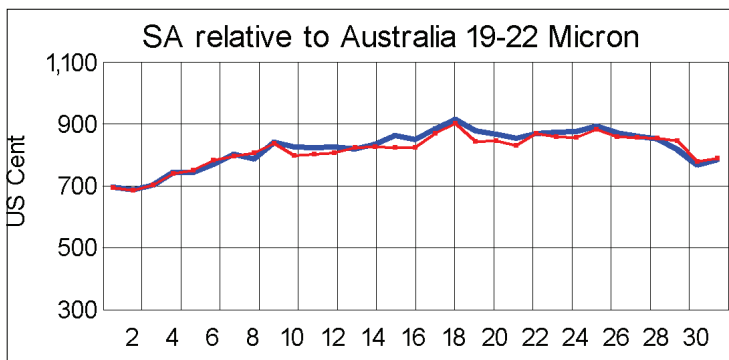
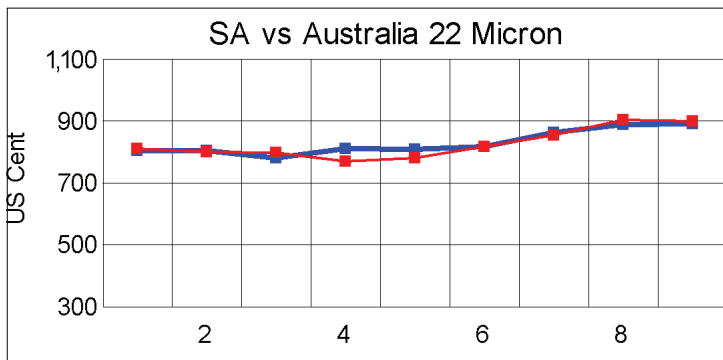
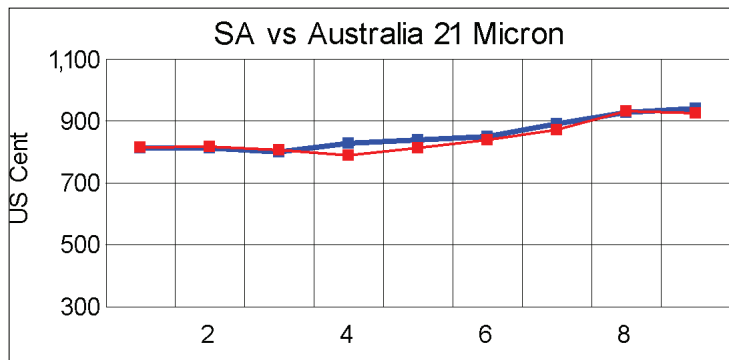
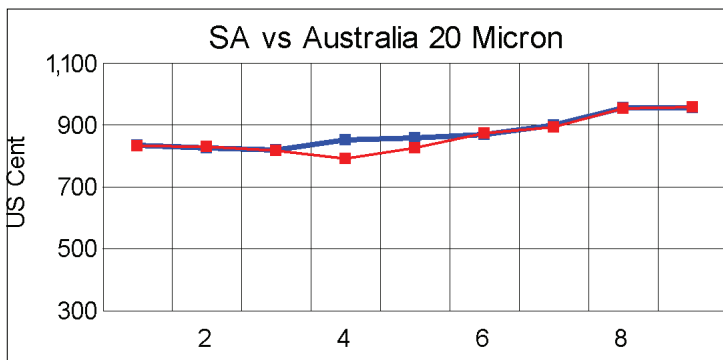
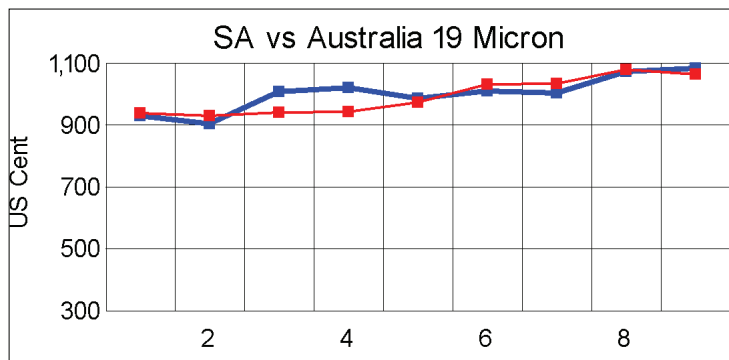
**Average Topmaking Styles (AWEX MF6)**

| Micron | 100+mm | 90mm | 80mm | 70mm | 60mm | 50mm | 40mm | 30mm | 20mm | 10mm |
|--------|--------|------|------|------|------|------|------|------|------|------|
| 18.0   |        |      |      |      |      |      |      |      |      |      |
| 18.5   |        |      |      |      |      |      |      |      |      |      |
| 19.0   |        |      |      |      |      |      |      |      |      |      |
| 19.5   |        |      |      |      |      | 6587 |      |      |      |      |
| 20.0   |        |      |      | 6681 |      |      |      |      |      |      |
| 20.5   |        |      | 6447 | 6460 |      |      |      |      |      |      |
| 21.0   |        |      | 6471 | 6506 |      |      |      |      |      |      |
| 21.5   |        |      |      |      |      |      |      |      |      |      |
| 22.0   |        |      |      | 6227 |      |      |      |      |      |      |
| 22.5   |        |      | 6143 |      |      |      |      |      |      |      |
| 23.0   |        |      |      |      |      |      |      |      |      |      |
| 23.5   |        |      |      |      |      |      |      |      |      |      |
| 24.0   |        |      |      |      |      |      |      |      |      |      |

\* Based on a minimum of 3 lots sold per category

**Other Selected Types/Qualities**

|                         | Long |      |      | Medium |      |      |
|-------------------------|------|------|------|--------|------|------|
| <u>Good Quality</u>     | 19μ  | 20μ  | 21μ  | 19μ    | 20μ  | 21μ  |
| Lambswool               | 7461 | 6680 | 6221 | 6415   | 5790 | 4786 |
| Bellies                 | 6779 | 6634 | 6057 | 6795   | 6237 |      |
| Locks                   |      | 5252 |      | 4843   | 4852 | 3924 |
| <u>Average Quality</u>  |      |      |      |        |      |      |
| Lambswool               | 7266 | 6360 | 6246 | 6704   | 5917 | 5526 |
| Bellies                 | 6800 | 6344 | 6066 | 6312   | 5914 | 5810 |
| Locks                   |      |      |      | 4006   | 3996 | 3265 |
| <u>Inferior Quality</u> |      |      |      |        |      |      |
| Fleecewool              | 7310 | 6115 | 5940 | 6442   | 6660 |      |
| Lambswool               |      | 6458 | 6299 |        |      |      |
| Bellies                 |      | 6463 | 5966 | 5989   | 5763 | 5303 |
| Locks                   |      |      |      | 3443   | 3305 | 3669 |



— SA in USc  
— Aus in USc

— SA in USc  
— Aus in USc

## Market Commentary

### ANOTHER RISE IN WOOL PRICES

**PORT ELIZABETH:** The wool market continued its upward trend at this week's sale and Cape Wools' Merino indicator gained another 2,6% to close at a fresh seasonal peak of R63,09/kg (clean).

This means that the indicator has gained 9% since the opening sale. In Australia, the market has also strengthened, gaining almost 2%.

Much of the market strength is the result of continued strong demand from Europe.

The rand has been on the back foot over the past two days and was 1,7% weaker against the US dollar compared with last week, trading at R6,90. It was 0,5% weaker against the euro at R9,53.

The offering comprised 10 467 bales of which 99% was sold. Major buyers were Standard Wool SA (3 546 bales), Modiano SA (3 473 bales), Stucken (1 504 bales) and Segard Masurel (1 021 bales).

The prices of most types were dearer, with good quality wools gaining most.

Average prices for good top-making (MF5), sound, long fleeces (less than 1% seed content) were as follows: 19,5 microns gained 2,5% to close at R69,48/kg; 20,5 microns rose 2,6% to R65,16/kg and 21,5 microns were up 3,1% at R63,66/kg.

Approximately 8 000 bales will come under the hammer at next week's sale.