

National Weekly Wool Market Report

Season: 2010/2011

Sale Date: 29 September 2010



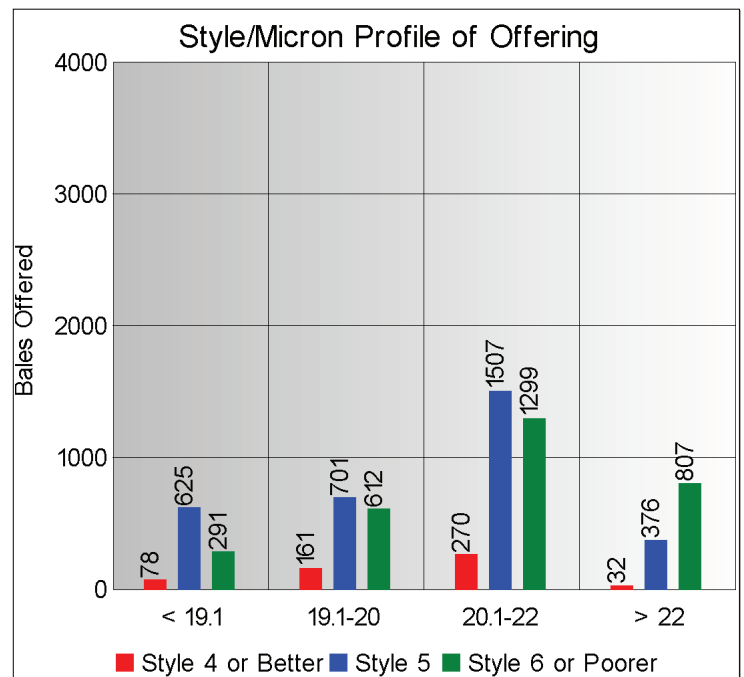
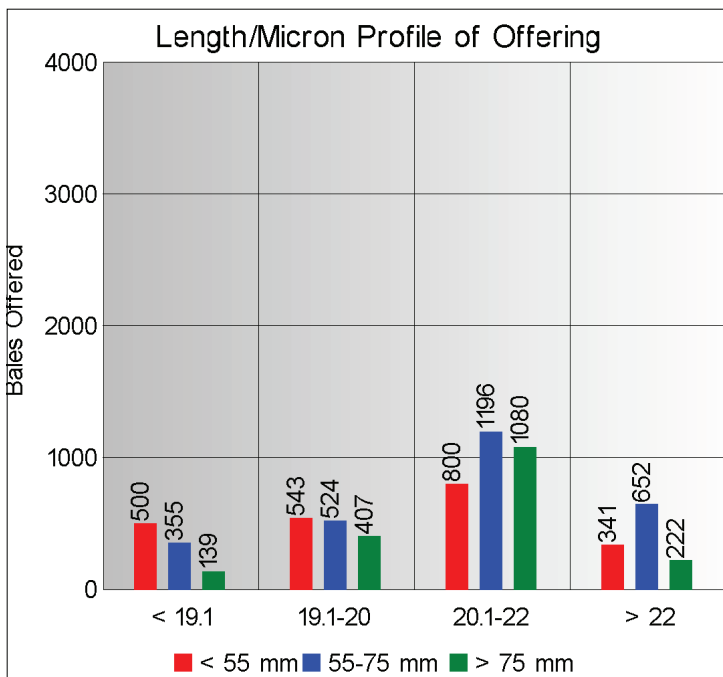
Tel: 27-41-4844301
 Fax: 27-41-4846792
 E-mail: stats@capewools.co.za
 Website: www.capewools.co.za

Market Indicators				Buyers			
Indicator Unit	Current Sale	Last Sale	Change	Company	Bales Purchased This Week	% of Purchases	Total Bales Purchased This Season
SA c/kg	5733	5533	3.6%	G Modiano SA	2460	36.4%	15043
Ave. to date (10/11)	5668	5655	0.2%	Standard Wool SA	1379	20.4%	11480
Ave. to date (09/10)	5371			Lempriere SA	1050	15.5%	6455
US c/kg	830	792	4.7%	Segard Masurel SA	900	13.3%	4623
Euro c/kg	610	594	2.8%	Stucken & Co	740	11.0%	5695
AWEX EMI	871	863	0.9%	New England Wool SA	115	1.7%	952
				Chargeurs Wool SA			

Exchange Rates			
Currency Unit	This Week	Previous Week	% Change
R/USD	6.9107	6.9847	1.1%
R/Euro	9.3966	9.3186	-0.8%
R/AUD	6.7041	6.6815	-0.3%
USD/AUD	0.9680	0.9564	-1.2%

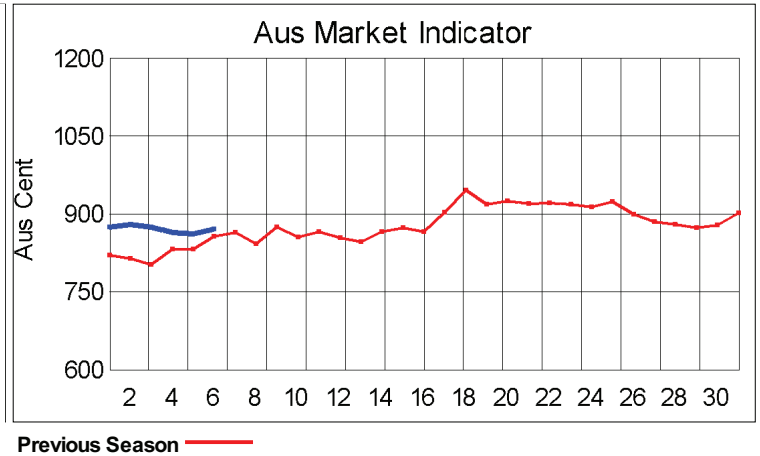
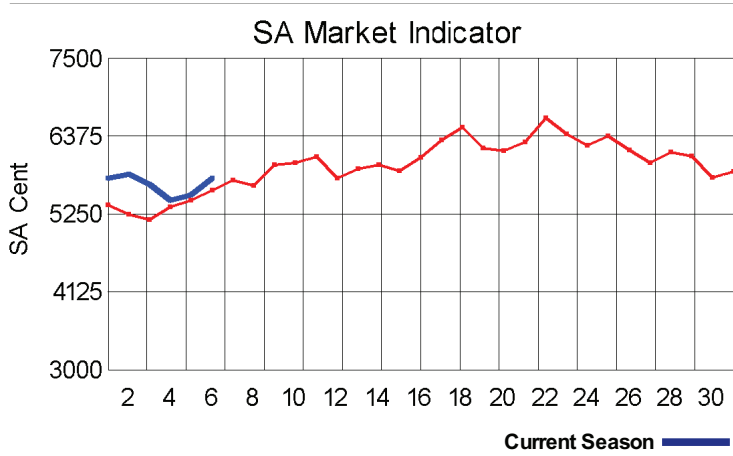
Analysis of Offerings by Broker This Week (Bales)								
Broker	Merino Fleeces	Merino Bellies	Merino Lambs	Merino Backs	Merino Locks	* Other	Total	% Sold
BKB	2712	351	519	307	317	501	4707	97.6%
CMW	1144	187	231	167	137	186	2052	99.8%
LAN	0	0	0	0	0	0	0	
SBL	0	0	0	0	0	0	0	
VLW	0	0	0	0	0	0	0	
Total	3856	538	750	474	454	687	6759	98.3%

* Crossbred types, Coarse and Coloured and Inferior



Receipts 2010/2011 Season

Season to Date (Kg.) 10,005,099.2 Previous Season to Date 10,801,401.3 Percentage Change: -7.37%



Average Fleece Wool Prices (c/kg. clean)

Spinners and Good Topmaking Styles (AWEX Types MF4 and MF5)

Micron	100+mm	90mm	80mm	70mm	60mm	50mm	40mm	30mm	20mm	10mm
18.0				8154						
18.5			7862	7721		6927				
19.0			7359	6980	6909	6386				
19.5		6741	6638	6476	6563	5942	5186			
20.0		6160	6030	6032	5918	5690				
20.5		5998	5922	5932	5855	5554				
21.0		5901	5839	5866	5622	5437				
21.5		5825	5822	5765						
22.0			5692	5666						
22.5		5689	5655	5609		5043				
23.0										
23.5										
24.0										

* Based on a minimum of 3 lots sold per category

Average Topmaking Styles (AWEX MF6)

Micron	100+mm	90mm	80mm	70mm	60mm	50mm	40mm	30mm	20mm	10mm
18.0										
18.5										
19.0										
19.5										
20.0										
20.5				5812		4898				
21.0			5779	5789		5241				
21.5			5664	5679		5137				
22.0										
22.5				5519		4358				
23.0										
23.5										
24.0										

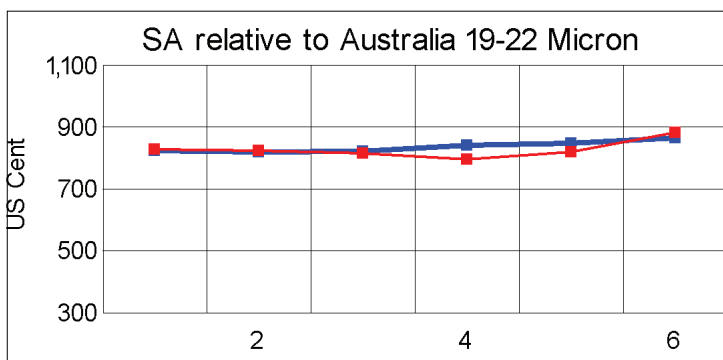
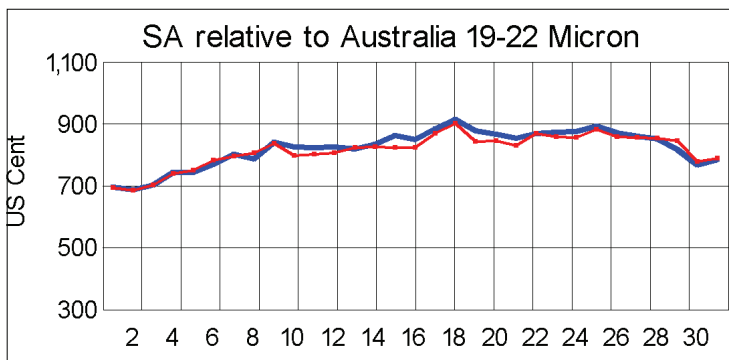
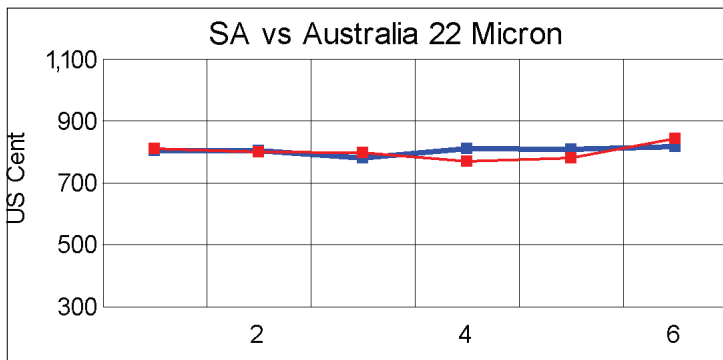
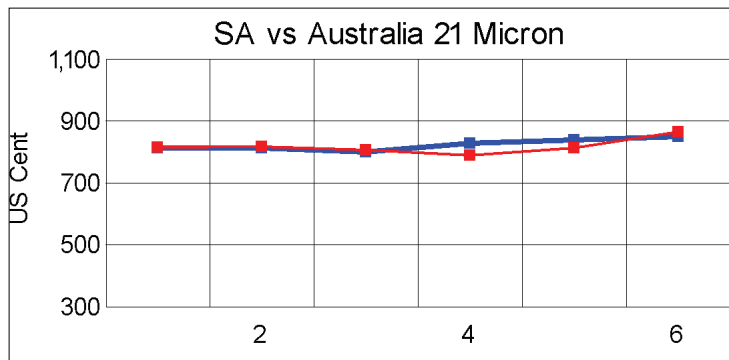
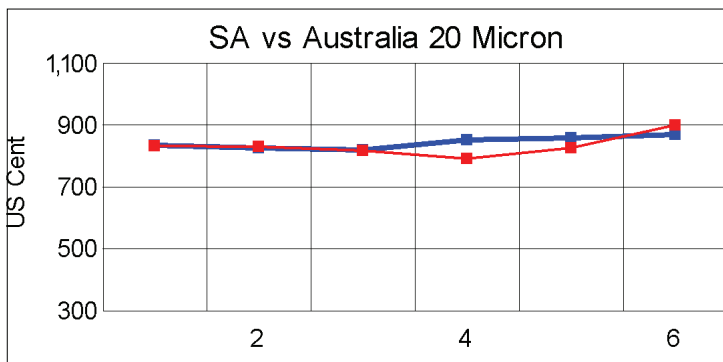
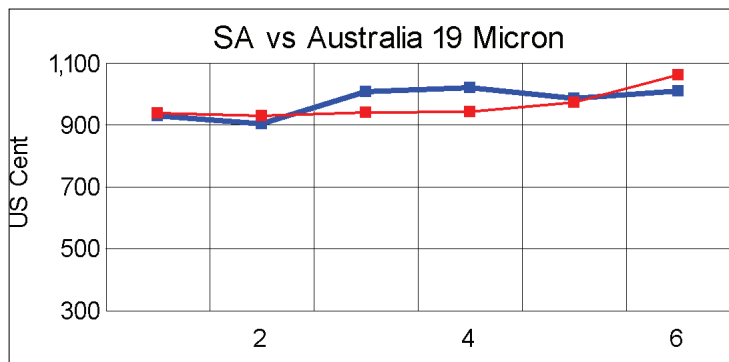
* Based on a minimum of 3 lots sold per category

Other Selected Types/Qualities

Long

Medium

	19μ	20μ	21μ	19μ	20μ	21μ
Good Quality						
Lambswool	7082	6255	5815	6338	5303	5481
Bellies		5630	5038	6389	5405	
Locks				4826	3949	3406
Average Quality						
Lambswool	6921	5763	5754	5567	5158	4471
Bellies	6012	5404	5253	5495	5232	4912
Locks	3852	3813		3242	3524	3608
Inferior Quality						
Fleecewool	6530	5704	5585		5461	5013
Lambswool	6480	5843		5744		
Bellies	5627	5060	5213	5175	4947	4717
Locks				3204	3136	3249



— SA in USc
— Aus in USc

— SA in USc
— Aus in USc

Market Commentary

WOOL PRICES INCREASE SHARPLY

PORT ELIZABETH: Wool prices increased sharply at this week's sale despite the continued rand strength and Cape Wools' Merino indicator rose 3,6% to close the day at R57,33/kg (clean).

The sale was marked by strong competition among grease-wool exporters, which was driven by increased interest from India and good demand from Europe.

The Australian market has also improved since last week, but at a more modest rate (0,9%).

The rand was trading below the key R7-level to the US dollar at R6,91, which was an appreciation of 1,1% compared with last week rates. It was 0,8 weaker against the euro at R9,40.

The good demand also resulted in a high sales percentage and 98% of the 6 759 bales on offer changed hands.

Major buyers were Modiano SA (2 460 bales); Standard Wool SA (1 379 bales); Lempriere (1 050 bales); and Segard Masurel (900 bales).

The prices of all types were higher, with the finer end of the market posting the largest increases.

Average prices for good top-making (MF5), sound, long fleeces (less than 1% seed content) were as follows: 19 microns rose 4,8% to R71,41/ kg; 19,5 microns were up 7% at R65,78/kg; 20 microns were 4,5% dearer at R60,44/kg; 20,5 microns gained 3,2% to R58,88/kg; 21 microns strengthened by 2,2% to R58,12/kg; 21,5 microns were up 2,5% at R57,71/kg and 22 microns gained 3,5% to close at R56,64/kg.

Approximately 8 000 bales will be offered at next week's sale.