

# National Weekly Wool Market Report

Season: 2010/2011

Sale Date: 7/8 September 2010



Tel: 27-41-4844301  
 Fax: 27-41-4846792  
 E-mail: stats@capewools.co.za  
 Website: www.capewools.co.za

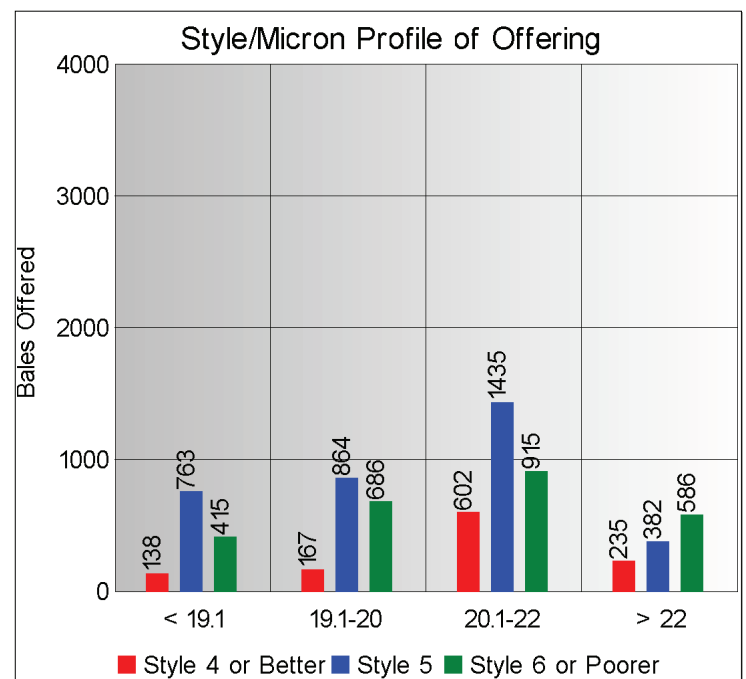
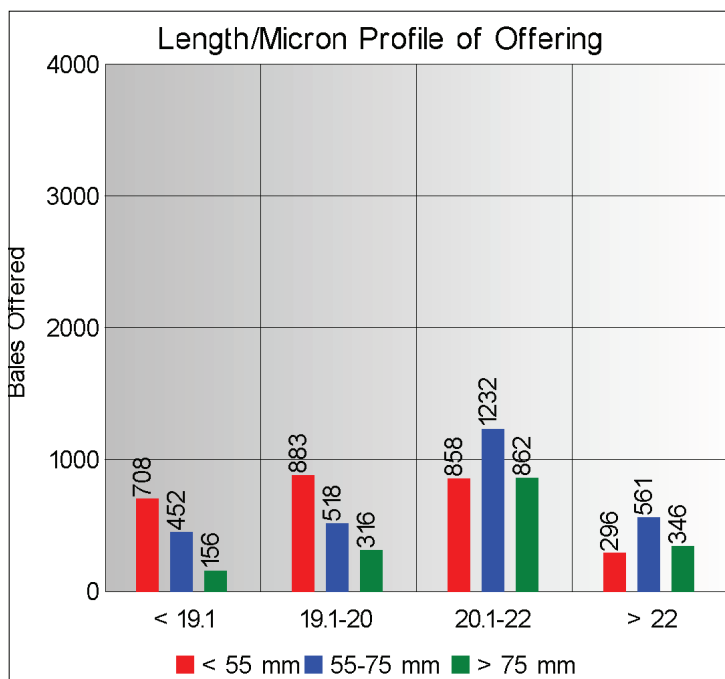
Market Indicators				Buyers			
Indicator Unit	Current Sale	Last Sale	Change	Company	Bales Purchased This Week	% of Purchases	Total Bales Purchased This Season
SA c/kg	5687	5826	-2.4%	G Modiano SA	2439	33.9%	8021
Ave. to date (10/11)	5763	5802	-0.7%	Standard Wool SA	1533	21.3%	7208
Ave. to date (09/10)	5271			Lempriere SA	1217	16.9%	3962
US c/kg	788	796	-1.1%	Stucken & Co	1157	16.1%	3020
Euro c/kg	619	624	-0.8%	Segard Masurel SA	521	7.3%	2551
AWEX EMI	876	881	-0.6%	New England Wool SA	61	0.9%	443
				Chargeurs Wool SA			

Exchange Rates			
Currency Unit	This Week	Previous Week	% Change
R/USD	7.2205	7.3190	1.3%
R/Euro	9.1819	9.3332	1.6%
R/AUD	6.6082	6.6037	-0.1%
USD/AUD	0.9153	0.9024	-1.4%

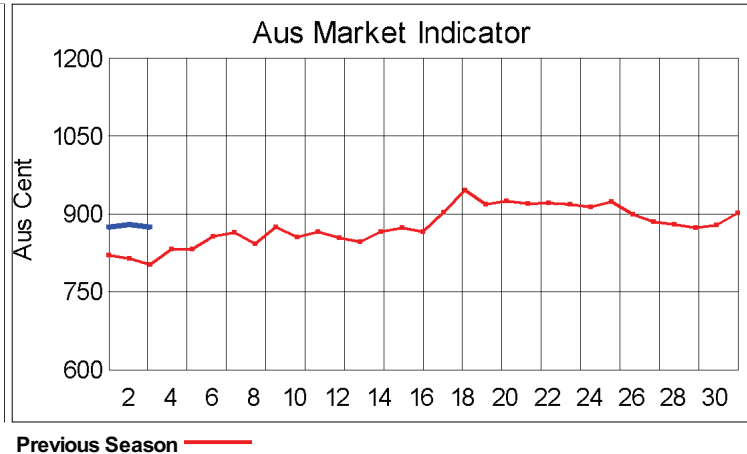
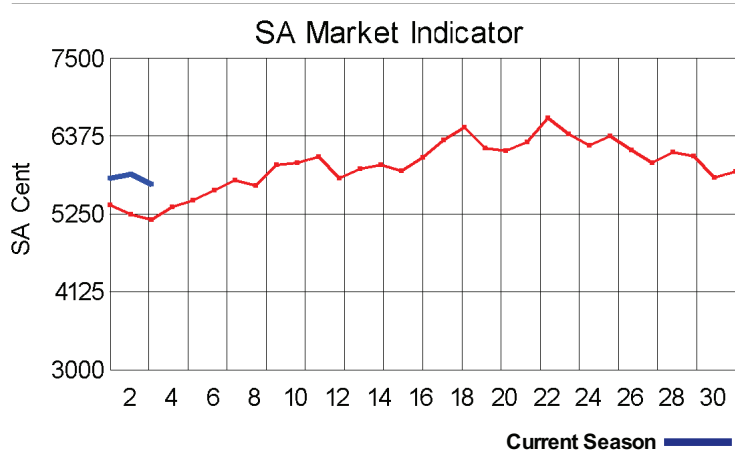
Analysis of Offerings by Broker This Week (Bales)								
Broker	Merino Fleeces	Merino Bellies	Merino Lambs	Merino Backs	Merino Locks	* Other	Total	% Sold
BKB	1522	260	302	124	261	420	2889	91.8%
CMW	969	161	165	102	131	208	1736	99.7%
LAN	122	11	59	11	23	156	382	96.3%
SBL	646	90	214	48	130	216	1344	99.9%
VLW	397	84	131	31	69	125	837	99.9%
<b>Total</b>	<b>3656</b>	<b>606</b>	<b>871</b>	<b>316</b>	<b>614</b>	<b>1125</b>	<b>7188</b>	<b>96.4%</b>

\* Crossbred types, Coarse and Coloured and Inferior



## Receipts 2010/2011 Season

Season to Date (Kg.) 6,219,541.8 Previous Season to Date 6,452,667.1 Percentage Change: -3.61%



Current Season █ Previous Season █

**Average Fleece Wool Prices (c/kg. clean)  
Spinners and Good Topmaking Styles (AWEX Types MF4 and MF5)**

Micron	100+mm	90mm	80mm	70mm	60mm	50mm	40mm	30mm	20mm	10mm
18.0										
18.5			6967	7209	7040	6273				
19.0			6917	6745	6677	5636	5318			
19.5		6372	6276	6244	6117	5745	5234	4357		
20.0			6009	5935	5833	5588	4931			
20.5		5879	5893	5852	5789	5455				
21.0		5922	5835	5803	5678	5218				
21.5		5805	5820	5758	5566	5419				
22.0			5861	5795	5655					
22.5			5797	5712						
23.0			5703	5790						
23.5				5700						
24.0			5364							

\* Based on a minimum of 3 lots sold per category

**Average Topmaking Styles (AWEX MF6)**

Micron	100+mm	90mm	80mm	70mm	60mm	50mm	40mm	30mm	20mm	10mm
18.0										
18.5										
19.0										
19.5										
20.0										
20.5				5741						
21.0										
21.5										
22.0				5668						
22.5										
23.0										
23.5										
24.0										

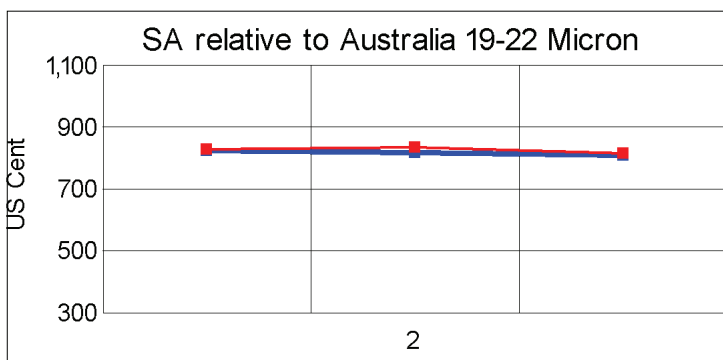
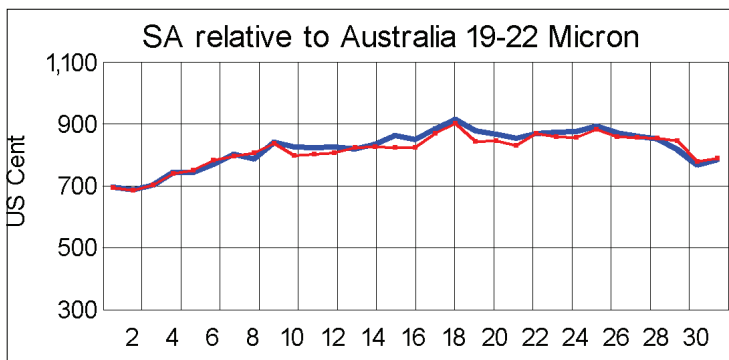
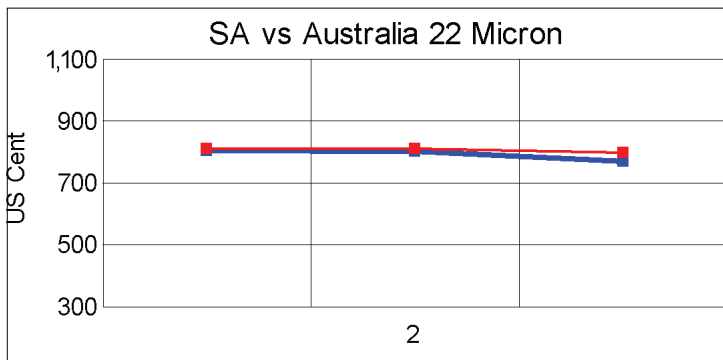
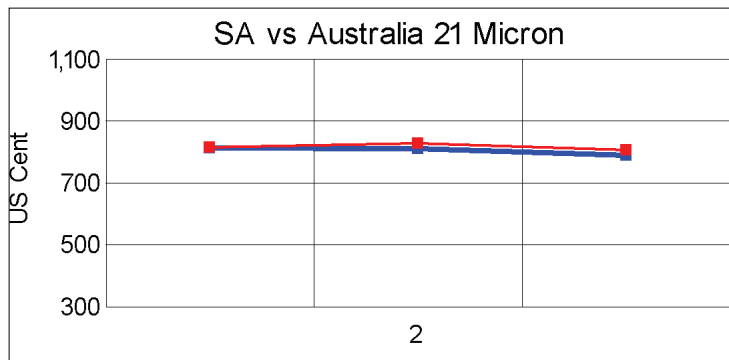
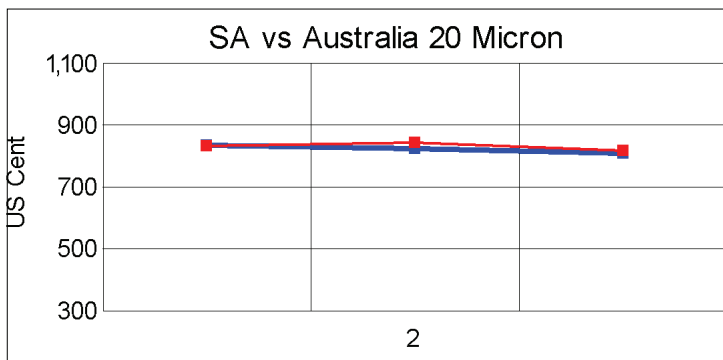
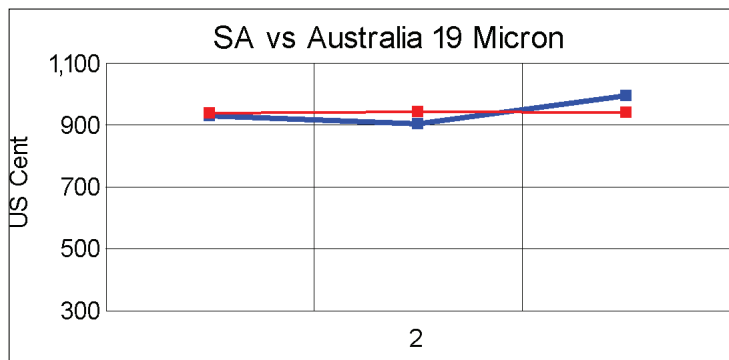
\* Based on a minimum of 3 lots sold per category

**Other Selected Types/Qualities**

Long

Medium

	19μ	20μ	21μ	19μ	20μ	21μ
<b>Good Quality</b>						
Lambswool	6819	6153	5834	5957	5208	5275
Bellies	6035	5184		5801	5359	
Locks				3970	3692	3594
<b>Average Quality</b>						
Lambswool	6294			5476	5429	5088
Bellies	5825	5170	4360	5581	5119	4526
Locks			3190	3568	3477	3222
<b>Inferior Quality</b>						
Fleecewool	5800	5563	5116		4631	
Lambswool	6548					
Bellies				5062	4582	4284
Locks				3697	3274	3372



— SA in USc  
— Aus in USc

— SA in USc  
— Aus in USc

## Market Commentary

### WOOL MARKET SLIGHTLY SOFTER

**PORT ELIZABETH:** Wool prices were softer at this week's sale and Cape Wools' Merino indicator shed 2,4% to close at R56,87/kg (clean).

Indications are that European mills are reaching saturation point for now after strong buying over the past few weeks, while the ban on raw exports to China is also having an effect. In addition, a slightly stronger rand exerted downward pressure on prices.

The rand was trading at R7,22 against the US dollar, which was an appreciation of 1,3% compared with last week's sale. It was up 1,6% against the euro at R9,18.

The offering comprised 7 188 bales, of which 96% was sold.

Major buyers were Modiano SA (2 439 bales); Standard Wool SA (1 533 bales); Lempriere SA (1 217 bales), and Stucken (1 157 bales).

Average prices for good top-making (MF5), sound, long fleeces (less than 1% seed content) were as follows: 19 microns were unchanged at R68,01/kg; 19,5 microns were down 2,1% to R62,24/kg; 20 microns were 2,9% cheaper at R59,22/kg; 20,5 microns declined by 3,4% to R58,71/kg; 21 microns were 2,8% cheaper at R58,33/kg; 21,5 microns were down 1,8% to R57,90/kg and 22 microns were 1,5% softer at R57,78/kg.

Approximately 6 000 bales will be offered at next week's sale.