

National Weekly Wool Market Report

Season: 2010/2011

Sale Date: 1 September 2010



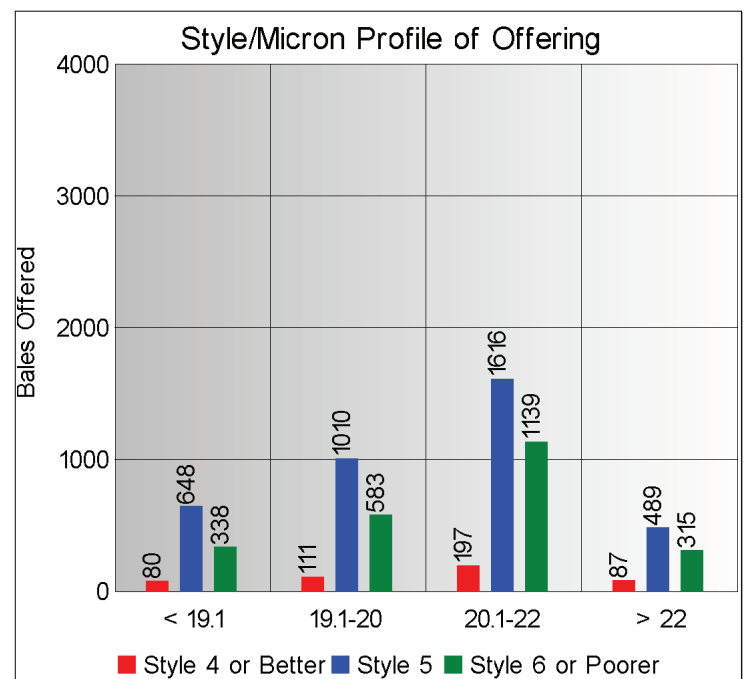
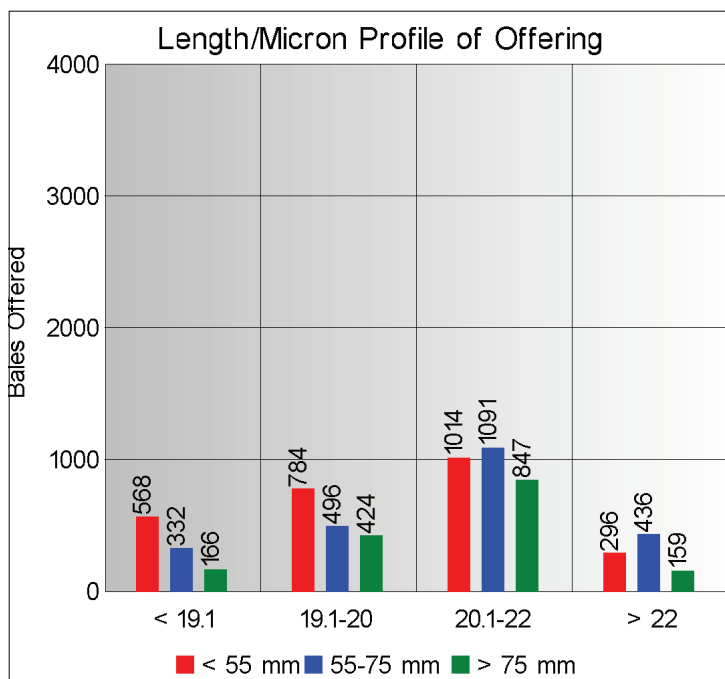
Tel: 27-41-4844301
 Fax: 27-41-4846792
 E-mail: stats@capewools.co.za
 Website: www.capewools.co.za

Market Indicators				Buyers			
Indicator Unit	Current Sale	Last Sale	Change	Company	Bales Purchased This Week	% of Purchases	Total Bales Purchased This Season
SA c/kg	5826	5777	0.9%	G Modiano SA	2276	34.4%	5582
Ave. to date (10/11)	5802	5777	0.4%	Standard Wool SA	1748	26.4%	5675
Ave. to date (09/10)	5319			Lempriere SA	977	14.8%	2745
US c/kg	796	800	-0.5%	Segard Masurel SA	724	11.0%	2030
Euro c/kg	624	622	0.4%	Stucken & Co	602	9.1%	1863
AWEX EMI	881	875	0.7%	New England Wool SA	153	2.3%	382
				Chargeurs Wool SA			

Exchange Rates			
Currency Unit	This Week	Previous Week	% Change
R/USD	7.3190	7.2197	-1.4%
R/Euro	9.3332	9.2894	-0.5%
R/AUD	6.6037	6.5091	-1.5%
USD/AUD	0.9024	0.9018	-0.1%

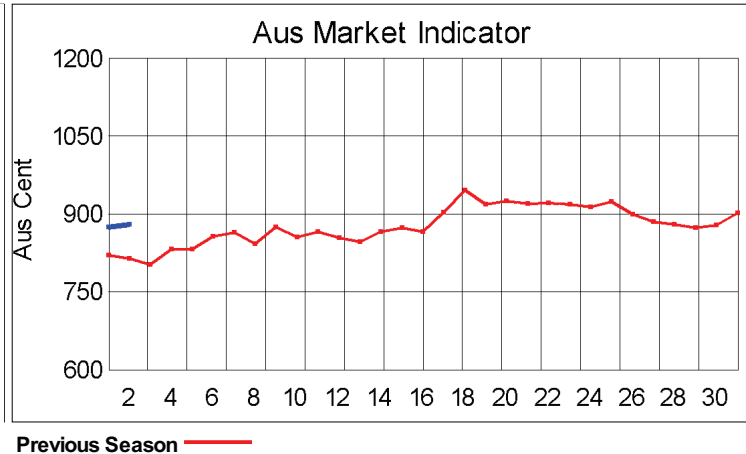
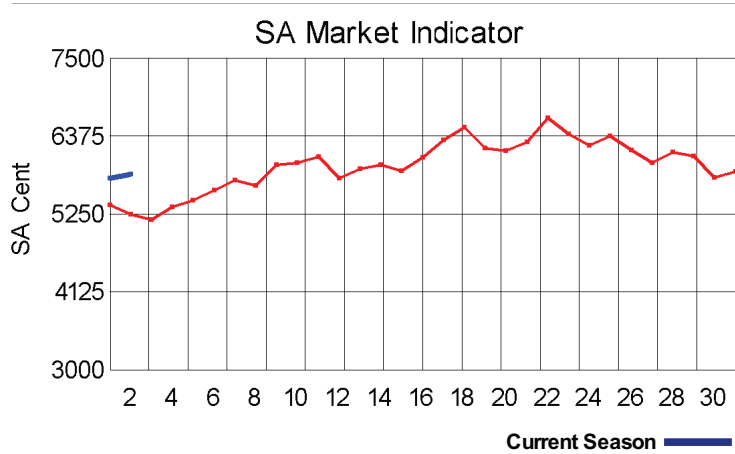
Analysis of Offerings by Broker This Week (Bales)								
Broker	Merino Fleeces	Merino Bellies	Merino Lambs	Merino Backs	Merino Locks	* Other	Total	% Sold
BKB	2478	382	476	241	392	734	4703	97.2%
CMW	1013	215	181	123	157	221	1910	100.0%
LAN	0	0	0	0	0	0	0	
SBL	0	0	0	0	0	0	0	
VLW	0	0	0	0	0	0	0	
Total	3491	597	657	364	549	955	6613	98.0%

* Crossbred types, Coarse and Coloured and Inferior



Receipts 2010/2011 Season

Season to Date (Kg.) 5,062,067.3 Previous Season to Date 5,323,675.3 Percentage Change: -4.91%



Current Season ■ Previous Season ■

**Average Fleece Wool Prices (c/kg. clean)
Spinners and Good Topmaking Styles (AWEX Types MF4 and MF5)**

Micron	100+mm	90mm	80mm	70mm	60mm	50mm	40mm	30mm	20mm	10mm
18.0		7664		7616	7410					
18.5			7460	7369	7230	6739				
19.0			6899	6997	6833	6337				
19.5		6482	6492	6395	6261	5848				
20.0		6161	6138	6139	5976	5795	5149			
20.5		6159	6130	6019	5920	5397				
21.0		6069	6001	5977	5893	5443	4961			
21.5		5962	5947	5925	5751	5318				
22.0		5910	5902	5905	5636					
22.5		5876	5862	5806	5717					
23.0				5740						
23.5										
24.0				4947						

* Based on a minimum of 3 lots sold per category

Average Topmaking Styles (AWEX MF6)

Micron	100+mm	90mm	80mm	70mm	60mm	50mm	40mm	30mm	20mm	10mm
18.0										
18.5						6523				
19.0										
19.5										
20.0			5929		5722					
20.5				5943		5406				
21.0				5786	5644	5151				
21.5						5162				
22.0					5482					
22.5										
23.0										
23.5										
24.0										

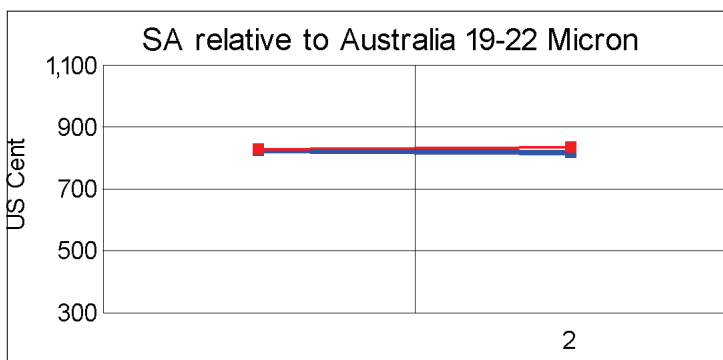
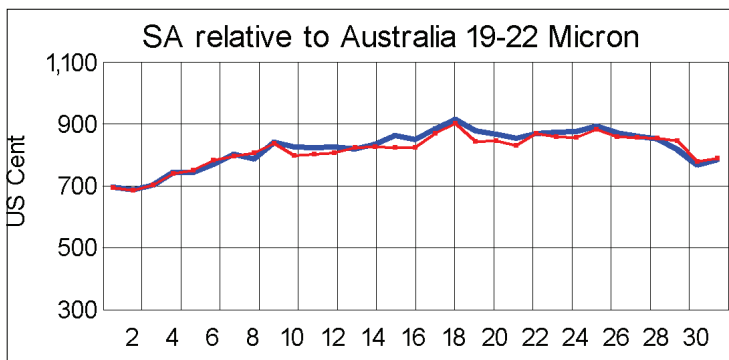
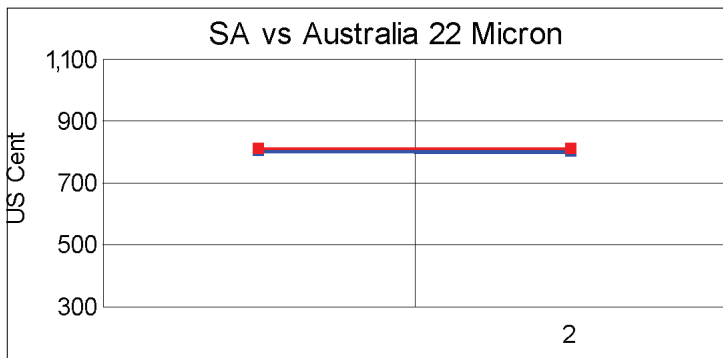
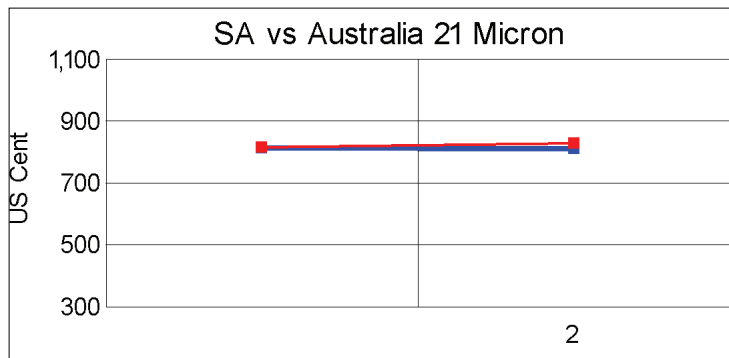
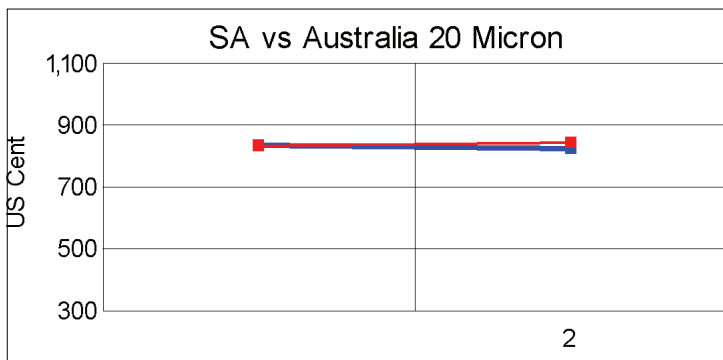
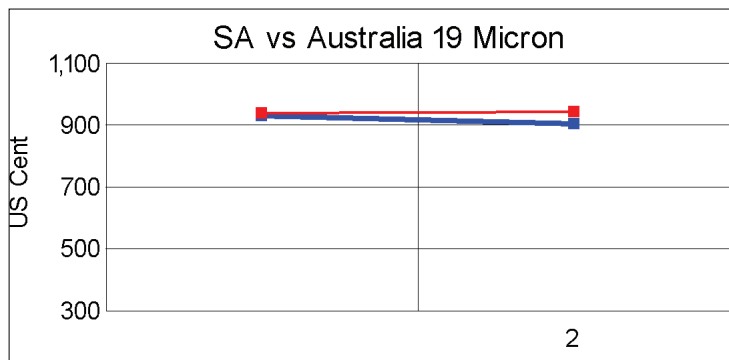
* Based on a minimum of 3 lots sold per category

Other Selected Types/Qualities

Long

Medium

	19μ	20μ	21μ	19μ	20μ	21μ
Good Quality						
Lambswool	6988	6199	5861	6096	5124	4646
Bellies		5811		6311	5326	
Locks				4434	4011	
Average Quality						
Lambswool	6641		5870	5902	5164	4758
Bellies	6433	5811		5466	5275	4695
Locks	4026			3843	3804	3856
Inferior Quality						
Fleecewool	6203	5822	5842	5245	4493	
Lambswool	5955				5222	5222
Bellies		5366		5192	4825	4692
Locks				3623	3457	3238



— SA in USc
— Aus in USc

— SA in USc
— Aus in USc

Market Commentary

WOOL MARKET UP AT SECOND SALE

PORT ELIZABETH: The wool market performed well at this week's sale, which was the second sale of the new season, and Cape Wools' Merino indicator gained 0,9% compared with the previous sale to close at R58,26/kg (clean).

This is ascribed mainly to strong interest from Europe, the small offering and a weaker rand. The rand was trading at R7,31 against the US dollar, which was a depreciation of 1,4% compared with last week's sale. It was down 0,5% against the euro at R9,33.

The price rise on the local market is in line with Australia, where the market was also firmer after a fairly lacklustre performance over the past few weeks.

There was keen demand for quality wools across the board.

The offering was relatively small with only 6 613 bales on offer, of which 98% was sold.

Major buyers were Modiano SA (2 276 bales); Standard Wool SA (1 74 8 bales); Lempriere SA (977 bales), and Segard Masurel (724 bales).

Average prices for good top-making (MF5), sound, long fleeces (less than 1% seed content) were as follows: 19 microns gained 0,4% to R68,21/kg; 19,5 microns were up 0,3% at R63,60/kg; 20 microns were 1,3% dearer at R61,00/kg; 20,5 microns gained 2,7% to R60,76/kg; 21 microns were 1,7% dearer at R60,02/kg; 21,5 microns were down 0,7% to R58,87/kg and 22 microns were unchanged at R58,66/kg.

Approximately 7 000 bales will come under the hammer at next week's sale.