

National Weekly Wool Market Report

Season: 2010/2011

Sale Date: 17/18 August 2010



Tel: 27-41-4844301

Fax: 27-41-4846792

E-mail: stats@capewools.co.za

Website: www.capewools.co.za

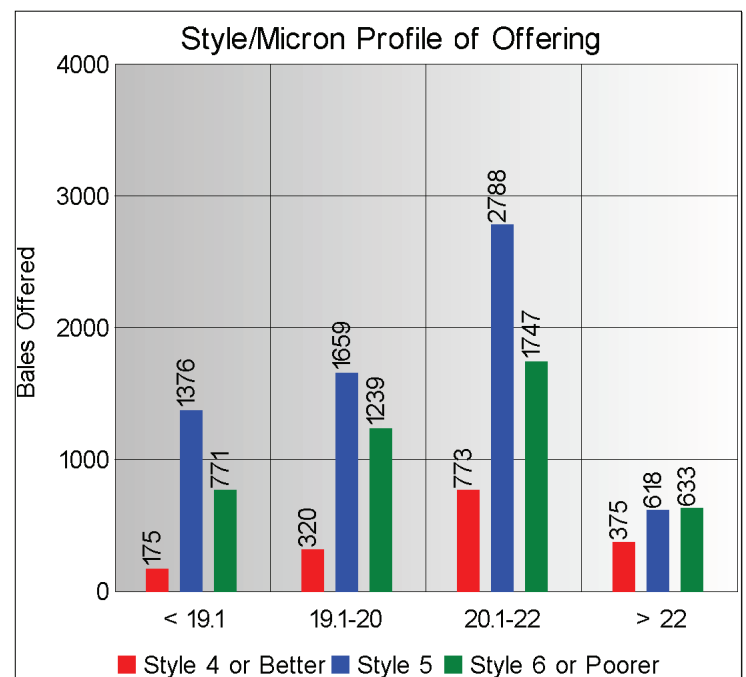
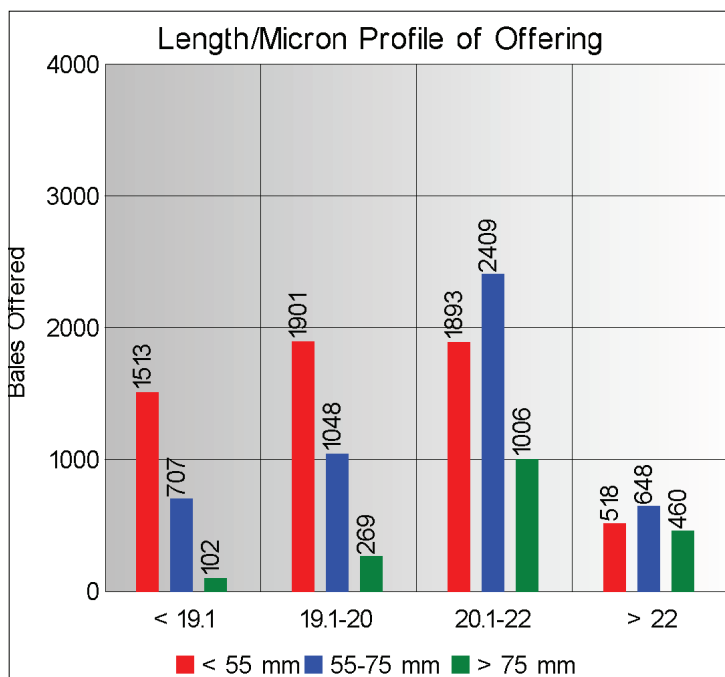
Market Indicators				Buyers			
Indicator Unit	Current Sale	Last Sale	Change	Company	Bales Purchased This Week	% of Purchases	Total Bales Purchased This Season
SA c/kg	5777	5871	-1.6%	Standard Wool SA	3927	31.5%	3927
Ave. to date (09/10)	5777	5952	-2.9%	G Modiano SA	3306	26.5%	3306
Ave. to date (08/09)	5952			Lempriere SA	1768	14.2%	1768
US c/kg	800	763	4.8%	Segard Masurel SA	1306	10.5%	1306
Euro c/kg	622	638	-2.5%	Stucken & Co	1261	10.1%	1261
AWEX EMI	875	902	-3.0%	New England Wool SA	229	1.8%	229
				Chargeurs Wool SA			

Exchange Rates			
Currency Unit	This Week	Previous Week	% Change
R/USD	7.2197	7.6922	6.1%
R/Euro	9.2894	9.2011	-1.0%
R/AUD	6.5091	6.3525	-2.5%
USD/AUD	0.9018	0.8259	-9.2%

Analysis of Offerings by Broker This Week (Bales)

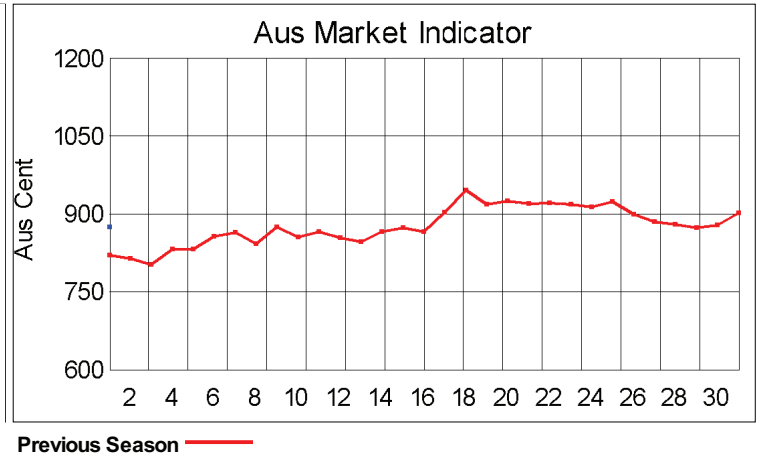
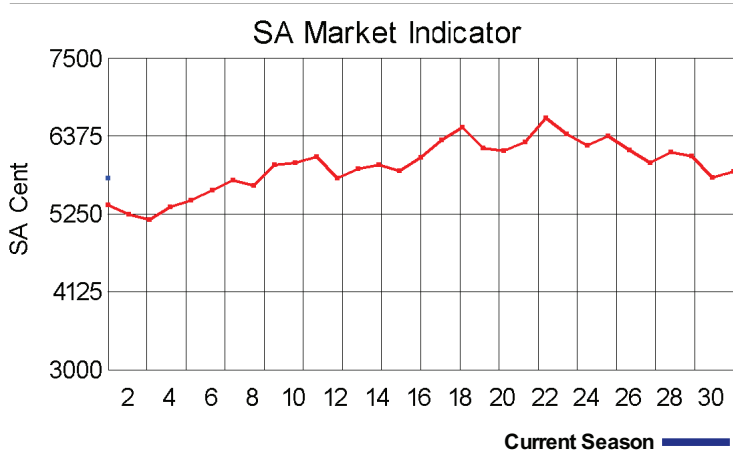
Broker	Merino Fleeces	Merino Bellies	Merino Lambs	Merino Backs	Merino Locks	* Other	Total	% Sold
BKB	3216	483	627	226	602	1402	6556	92.7%
CMW	2081	403	783	119	259	515	4160	96.5%
LAN	50	6	4	4	23	53	140	100.0%
SBL	664	135	129	49	149	223	1349	96.9%
VLW	96	18	22	17	27	89	269	97.4%
Total	6107	1045	1565	415	1060	2282	12474	94.6%

* Crossbred types, Coarse and Coloured and Inferior



Receipts 2010/2011 Season

Season to Date (Kg.) 3,195,194.4 Previous Season to Date 2,987,985.0 Percentage Change: 6.93%



Average Fleece Wool Prices (c/kg. clean)

Spinners and Good Topmaking Styles (AWEX Types MF4 and MF5)

Micron	100+mm	90mm	80mm	70mm	60mm	50mm	40mm	30mm	20mm	10mm
18.0			7506	7349	7102	6673	6146			
18.5			7004	7197	6711	6414	6030			
19.0				6863	6584	5959	5466			
19.5			6639	6275	6067	5703	5370			
20.0			6103	6048	5868	5502	5315			
20.5			6006	5964	5818	5426	5097			
21.0		5991	5975	5908	5717	5223	4835			
21.5			6015	5915	5675	5260				
22.0			5952	5952	5764	5091				
22.5			5825	5931	5693	5149				
23.0			5988	5470						
23.5			5472	5516						
24.0			4945	5074						

* Based on a minimum of 3 lots sold per category

Average Topmaking Styles (AWEX MF6)

Micron	100+mm	90mm	80mm	70mm	60mm	50mm	40mm	30mm	20mm	10mm
18.0										
18.5										
19.0										
19.5						5754				
20.0										
20.5					5602	5338	5016			
21.0				5467	5419	5141	4835			
21.5			5804	5796						
22.0							4406			
22.5										
23.0										
23.5										
24.0										


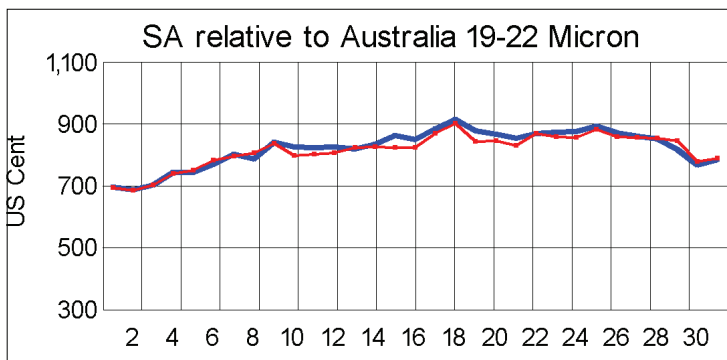




* Based on a minimum of 3 lots sold per category

Other Selected Types/Qualities

Long

Medium

	19μ	20μ	21μ	19μ	20μ	21μ
Good Quality						
Lambswool	6803	6083	5906	5998	5526	4883
Bellies	6490	5728		5965	5351	5302
Locks				3891	3613	3072
Average Quality						
Lambswool	6472	5720	5736	5940	5387	5132
Bellies	6314	5622	5111	5325	5188	4777
Locks				3256	3200	2737
Inferior Quality						
Fleecewool	5927	5296	5274	5764	4795	5207
Lambswool	6213	5196		4892	5483	
Bellies	5634	5634	5414	4791	4735	4114
Locks				2472	2450	2678



— SA in USc
— Aus in USc

— SA in USc
— Aus in USc

Market Commentary

WOOL MARKET HOLDS UP WELL

PORT ELIZABETH: The wool market held up well at the first sale of the 2010/2011 season despite the restriction on raw wool exports to China as a result of Rift Valley Fever and a significantly stronger rand.

Cape Wools Merino indicator was only 1,6% softer compared with the closing level in June to close at R57,77/kg (clean wool), while the rand, at R7,22 against the US dollar, had appreciated by 6%. It was 1% weaker against euro, trading at R9,29/kg.

According to buyers there was strong interest from Europe as processors are replenishing stocks and improved demand from India.

It was a fairly big offering, totalling of 12 520 bales. A slightly lower sales percentage than usual was achieved and 94% was sold. Major buyers were Standard Wool SA (3 927 bales); Modiano SA (3 306 bales); Lempriere SA (1 768 bales); Segard Masurel (1 306 bales), Stucken (12 61 bales).

Average prices for good top-making (MF5), sound, long fleeces (less than 1% seed content) were as follows: 19 microns gained 2,2% to R67,97; 19,5 microns were 1% cheaper at R63,43/kg; 20 microns dropped 2,6% to close at R60,21/kg; 20,5 microns softened by 2,2% to R59,18/ kg; 21 microns were 2,4% cheaper at R59,01, and 22 microns were down 2,1% to R58,73/kg.

The next sale has been scheduled for 1 September when approximately 9 000 bales will be offered.